

Audit Tips non-RPMS EMRs

Alaska Area

Elizabeth K. Tressler, PharmD, BCACP, BC-ADM

New to EMR Audit

- First Audit with Cerner 2014
- ADC helped determine sample size
- Completed paper audit
- Helped to learn how to navigate EMR
- Helped to identify areas for documentation improvement
- Plan ahead and allow plenty of time

Learned Experience

- Partnered with data analyst
 - Periodic check-ins throughout the year
- Partnered with EMR team
 - Learned EMR capabilities
- Audit elements incorporated into daily tasks



Preparing for the Audit

- Identify patients
 - Begin early
 - Review diagnostic criteria
 - Review patients from previous year's audits
- Identify new patients
 - Identify available resources/tools
- Identify a champion provider



Preparing for the Audit

- Review Audit Elements
 - Identify where these are stored
 - Identify ways to collect data
- Work with your EMR team
 - Discreet data
 - Free text data
 - Back-end codes
- Partner with frontline staff



Ways to find Data-Discreet

Intake	
Chief Complaint	<input type="text"/>
Patient Type	<input type="checkbox"/> Prediabetes <input type="checkbox"/> Diabetes Type 1 <input type="checkbox"/> Diabetes Type 2 <input type="checkbox"/> Gestational Diabetes <input type="checkbox"/> Other:
Diabetes Education Encounter Type	<input type="radio"/> VTC <input type="radio"/> Telephone <input type="radio"/> In Person <input type="radio"/> Chart Review Only <input type="radio"/> Attempted Contact
Verbal Consent	<input type="radio"/> Patient gave verbal consent for telehealth appointment
Patient's Location	<input type="text"/> If other, please specify <input type="text"/>
Educator's Location:	<input type="text"/> If other, please specify <input type="text"/>
Pregnant?	<input type="radio"/> Yes <input type="radio"/> No <input type="radio"/> N/A
Annual Re-Assessment	<input type="radio"/> Yes <input type="radio"/> No
Depression Screen	<input type="radio"/> Completed <input type="radio"/> Not done <input type="radio"/> Declined



Ways to find Data-Free text

Education

DMNT Education Richtext: provided exercise information

Tressler PharmD, Elizabeth - 10/23/2024 3:28 PM AKDT

Result type: Diabetes Educator Intake - Text
Result date: October 23, 2024 3:28 PM AKDT
Result status: Auth (Verified)
Result title: Diabetes Educator Form
Performed by: Tressler PharmD, Elizabeth on October 23, 2024 3:28 PM AKDT
Verified by: Tressler PharmD, Elizabeth on October 23, 2024 3:28 PM AKDT
Encounter info: 003141264, YKDRH, Outpatient, 3/15/2024 - 3/15/2024

2. DM2 (diabetes mellitus, type 2)

Recommended to start receiving her long-term insulin and get her continuous glucose monitor, put back on so that she can keep track of her blood sugars. She appeared well.

Recommended to avoid candy, cakes, pies, donuts, ice cream, and soda pops.

Recommended to avoid all types of sugary drinks.

Recommended to reduce intake of rice, potatoes, noodles, pasta, and breads.

Recommended to walk 5 times a week for 30 minutes (15 minutes out and 15 minutes back).

Ways to find Data-Coding

DIAGNOSIS			
Code	POA	Description	Type
E11.9		Type 2 diabetes mellitus without complications	Admit
Principal			
E11.9		Type 2 diabetes mellitus without complications	Final
Secondary			
M06.9		Rheumatoid arthritis, unspecified	Final
R12		Heartburn	Final
Z79.84		Long term (current) use of oral hypoglycemic drugs	Final

REASON FOR VISIT DX:

FINAL DX:

PRINCIPAL:

H52.13 Myopia, bilateral

SECONDARY:

H52.223 Regular astigmatism, bilateral

H52.4 Presbyopia

H04.123 Dry eye syndrome of bilateral lacrimal glands

E11.9 Type 2 diabetes mellitus without complications



Z79.84 Long term (current) use of oral hypoglycemic drugs

Ways to find Data-Coding

Tracking Types

Diabetes Tracking (i2i)
IHS DM Patients 2023

D0150 - Comp Exam Age 3+ yrs

		Medical	DM (diabetes mellitus), type 2, uncontroll...	Type II diabetes mellitus uncontrolled	6/21/2010	Active	SNOMED CT	2842387018
---	---	---------	---	--	-----------	--------	-----------	------------

Preparing for Upload

- Have a designated folder
- Use consistent naming conventions
- Save original file with patient identifiers
 - Use this when fixing errors
- Practice uploading in advance
- Check column headings before uploading

Data Quality Checks

- Use the Data Quality Check Process
 - Helps to identify bulk errors
 - Helps to identify individual errors
 - Refer back to original file with patient identifiers
 - Don't expect perfection
 - Learn every year
 - Keep notes on challenges



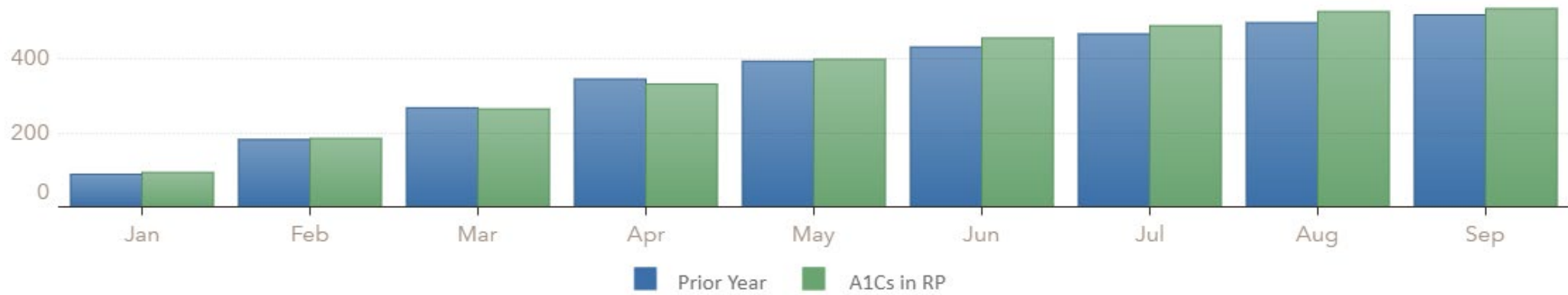
Use your Data

- SDPI Grant Application
- SDPI Annual Progress Report
- RKM Data
- Board Reports
- Hospital Committee Reports
- Internal Department Reports



Completed A1C's and Foot Exams

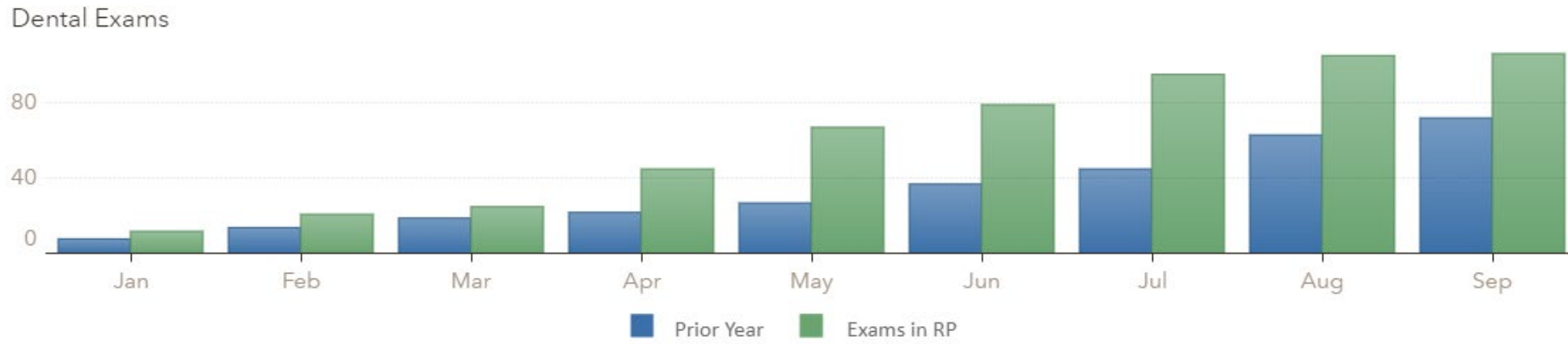
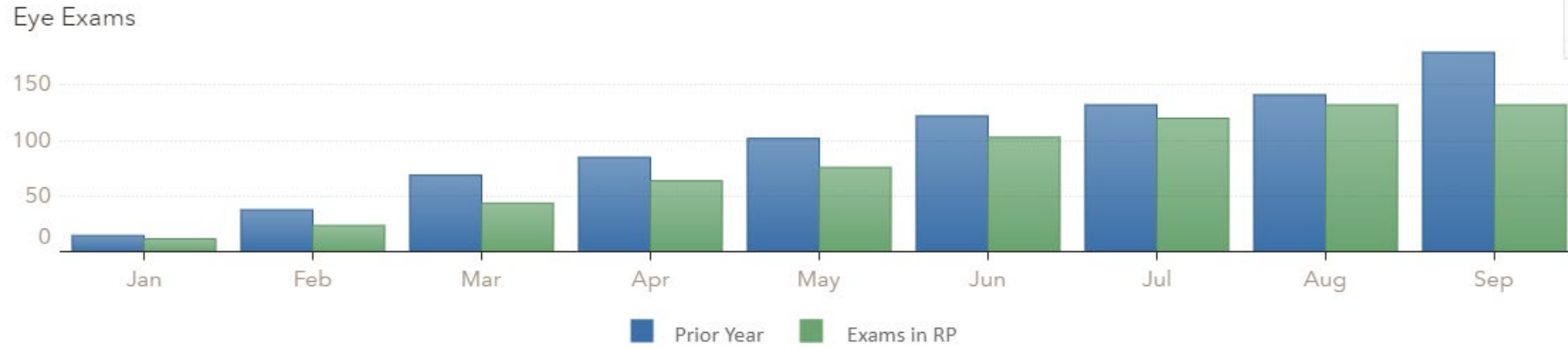
A1Cs Completed



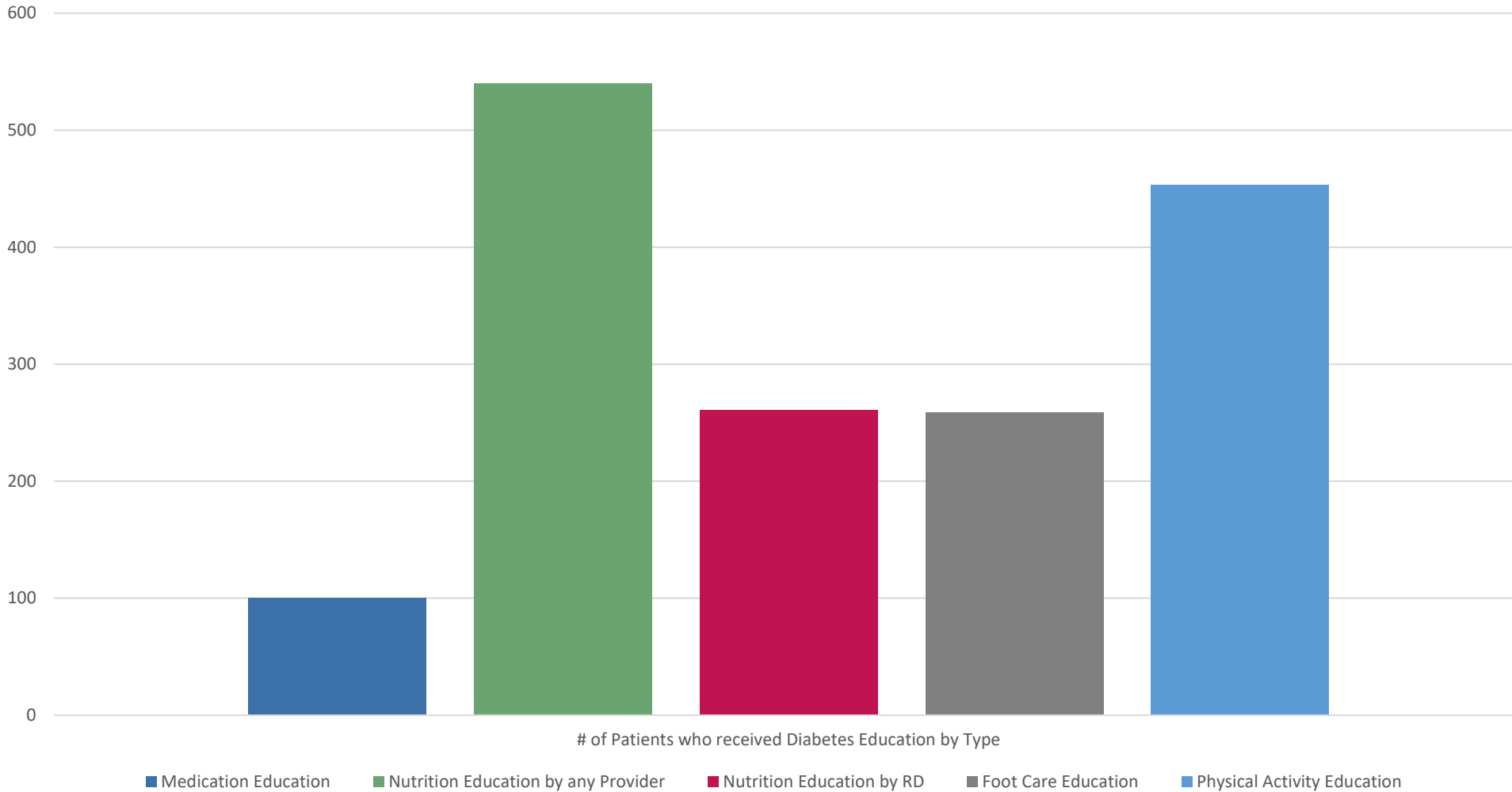
Foot Exams



Completed Eye and Dental Exams



Diabetes Education



Guide and Improve Patient Care

Diabetes Patients

703

Comp. Care (Any A1C)

17

