



**Annual Report
To the Congress of the United States
On Sanitation Deficiency Levels for
Indian Homes and Communities**

Fiscal Year 2022



**Indian Health Service
Office of Environmental Health and Engineering
Division of Sanitation Facilities Construction**



**In accordance with
The Indian Health Care Improvement Act
P.L. 94-437, as amended
25 U.S.C. § 1601 *et seq.***

Mission

The mission of the Indian Health Service (IHS) is to raise the physical, mental, social, and spiritual health of American Indians and Alaska Natives to the highest level. To carry out this mission, the IHS provides comprehensive primary health care and disease prevention services. The Sanitation Facilities Construction (SFC) Program is the environmental engineering component of the IHS health delivery system. To support the IHS mission, the SFC Program provides technical and financial assistance to American Indian Tribes and Alaska Native villages for the cooperative development and construction of safe drinking water supply, sewage, and solid waste disposal facilities, and related support facilities.

**Annual Report
To the Congress of the United States
on Sanitation Deficiency Levels for Indian Homes and Communities**

Fiscal Year 2022

Table of Contents

I. Purpose	3
II. Background	3
III. Key Definitions	4
IV. Methodology	5
V. Results	7
VI. Appendix	15

I. Purpose

The purpose of this report is to satisfy the reporting requirements for the Sanitation Facilities Construction (SFC) Program under section 302 of the Indian Health Care Improvement Act (IHCA), codified as amended at 25 U.S.C. § 1632(g), excerpted below:

(g) Annual report; sanitation deficiency levels

(1) The Secretary shall submit to the President, for inclusion in each report required to be transmitted to the Congress under section 1671 of this title, a report which sets forth—

- (A) the current Indian sanitation facility priority system of the Service;*
- (B) the methodology for determining sanitation deficiencies;*
- (C) the level of sanitation deficiency for each sanitation facilities project of each Indian Tribe or community;*
- (D) the amount of funds necessary to raise all Indian Tribes and communities to a level I sanitation deficiency; and*
- (E) the amount of funds necessary to raise all Indian Tribes and communities to zero sanitation deficiency.*

The information in this report to Congress is used by the Indian Health Service (IHS) to establish budgetary funding requests and to allocate funding resources received. Additionally, the United States (U.S.) Environmental Protection Agency, the U.S. Department of Agriculture Rural Development, and the U.S. Department of the Interior's Bureau of Reclamation utilize the information contained in this report to aid in the implementation of their programs that support Tribal water, sewer, and solid waste infrastructure.

II. Background

The Indian Sanitation Facilities Act, Public Law (P.L.) 86-121, codified at 42 U.S.C. § 2004a, provides the SFC Program with the authority to deliver essential water supply, sewage disposal, and solid waste disposal facilities for American Indian and Alaska Native (AI/AN) homes and communities. The IHS, through its SFC Program, is the lead federal agency for the provision of these facilities and services. Sanitation facilities are provided at the request of federally recognized Tribes, bands, villages, and/or groups for homes owned and occupied by AI/AN individuals who are eligible for assistance.

Water, sewage, and solid waste sanitation deficiencies included in this report are identified solely for eligible Indian Tribes and communities. Deficiencies for commercial and industrial facilities and non-Indian homes cannot be addressed by the IHS under P.L. 86-121 and are not included in this report. In addition, municipalities and communities organized under the laws of a state are not typically considered Indian communities, even though there may be eligible AI/AN people living there. The provision of community-type sanitation facilities for such non-Indian communities is generally considered to be the responsibility of the non-Indian municipality or community, and the needs are not identified by the IHS as sanitation deficiencies unless an agreement to contribute funds to cover the prorated cost of the facilities serving the non-Indian beneficiaries has been established. Under the statute, projects that include service to non-Indians must be primarily for the benefit of Indians.

III. Key Definitions

The following are key definitions used by the IHS when identifying and reporting on sanitation deficiencies:

Sanitation Deficiency is defined as a need arising from existing water, sewer, or solid waste infrastructure (or the lack thereof) that creates or may result in exposure to environmental conditions that can negatively impact public health. Agency staff work closely with Tribal officials to identify sanitation deficiencies and develop projects to address them. For reporting purposes, projects are quantified in terms of the number of projects or project phases, the estimated costs, and the number of homes requiring different types of assistance (water supply, sewage disposal, solid waste disposal, and operation and maintenance (O&M) equipment and training).

Adequate or Adequacy implies that the sanitation facilities serving an eligible AI/AN home comply with all applicable federal, state, and local health and environmental laws and regulations, and good public health practices. Adequacy also implies that eligible AI/AN homes have piped indoor water and sewer facilities.

Feasible or Feasibility implies the economic practicality of constructing the project. Projects that are determined to be economically feasible are used to allocate IHS funding resources. Infeasible projects are reported as part of the total cost, but are not used to allocate IHS funding resources. Funds contributed from other entities can still be used to fund these types of projects.

Health Impact represents the potential for occurrence of a disease or other adverse human health effect directly attributable to the failure or lack of water, sewer, or solid waste facilities. A health hazard is a water, sewer, or solid waste condition that could adversely impact human health. Health impacts and health hazards can vary for different deficiency levels.

Deficiency Level is a numeric categorization of the magnitude of the sanitation deficiency of the facilities in question. The numeric categories are provided under section 302 of the IHCA, codified as amended at 25 U.S.C. § 1632(g)(4), as follows:

- Level I: An Indian Tribe or community with a sanitation system which complies with all applicable water supply and pollution control laws, and in which the deficiencies relate to routine replacement, repair, or maintenance needs;
- Level II: An Indian Tribe or community with a sanitation system which complies with all applicable water supply and pollution control laws, and in which the deficiencies relate to capital improvements that are necessary to improve the facilities in order to meet the needs of such Tribe or community for domestic sanitation facilities;
- Level III: An Indian Tribe or community with a sanitation system which has an inadequate or partial water supply and a sewage disposal facility that does not comply with applicable water supply and pollution control laws, or has no solid waste disposal facility;
- Level IV: An Indian Tribe or community with a sanitation system which lacks either a safe water supply system or a sewage disposal system; and

Level V: An Indian Tribe or community that lacks a safe water supply and a sewage disposal system.

IV. Methodology

Agency field-level staff work collaboratively with Tribes to identify sanitation deficiencies and plan and develop projects to address those deficiencies. Agency field-level staff have an ideal position to complete this work because of their technical training and the relationships they build with the Tribal communities they serve. Methods for identifying sanitation deficiencies include the following:

- Field visits by IHS engineers, environmental health officers, community health representatives, nurses, or Tribal health staff;
- Sanitary surveys;
- Community environmental health profiles;
- Tribal master plans for development;
- Feasibility studies; and
- Geographic Information System (GIS) databases/maps/imagery.

Projects are developed and planned to correct the identified deficiencies. Each IHS Area incorporates Tribal and community preferences, as appropriate, when identifying deficiencies and developing projects. Project planning includes the following activities:

1. Identifying AI/AN homes with sanitation deficiencies;
2. Considering applicable laws and regulations (e.g., Safe Drinking Water Act, Clean Water Act, Resource Conservation and Recovery Act);
3. Selecting the category and type of facilities needed (water, sewer, solid waste disposal, O&M development) and evaluating alternatives;
4. Identifying and mitigating risks to project implementation, such as those associated with technical design, rights-of-way, and environmental concerns;
5. Reviewing O&M considerations; and
6. Developing an engineering cost estimate (within 10 percent for high-priority projects and within 25 percent for other projects).

Agency staff, in collaboration with Tribes, establish a project's deficiency level (DL) by assessing the lack of, or condition of, existing sanitation facilities serving AI/AN homes. Projects may address a variety of sanitation deficiencies within a particular Tribal community. Each proposed project or project phase will not necessarily bring all of the facilities for a Tribe or community to Level I deficiency or better. However, the combination of all projects for a particular community will bring that community to Level I.

Developed projects are entered into the IHS Sanitation Deficiency System (SDS), a database shared by all 12 IHS Areas, where each IHS Area ranks and orders the proposed projects according to a shared program methodology. Under this methodology, points are assigned for each of the following categories:

1. **Health Impact** (0 to 30 points) - Represents the potential for occurrence of a disease or other adverse human health effect directly attributable to the failure of (or lack of) water, sewer, or solid waste disposal facilities.
2. **Project Deficiency Level** (0 to 25 points) - Reflects the deficiency level of facilities to be replaced or modified by the proposed project, as defined in section 302 of the IHClA, codified as amended at 25 U.S.C. § 1632(g)(4).
3. **Adequate Previous Service** (0 to 4 points) - Allows for prioritizing projects that serve Tribal communities that have not previously been provided adequate water and sewage facilities through federal sources (optional category per the IHS Area guidelines).
4. **Capital Cost** (-9 to 9 points) - Reflects the relative cost per home served by the project compared to similar projects in the IHS Area. Projects with a lower cost per home served receive a higher priority.
5. **Local Tribal Priority** (0 to 16 points) - Reflects a Tribe's documented priorities for their preferred projects.
6. **O&M Capability** (0 to 16 points) - Reflects the probability that adequate operation and maintenance of the facilities will be provided through the project.
7. **Contributions** (0 to 8 points) - Allows for prioritization of projects that leverage funding contributions from non-IHS sources (optional category per the IHS Area guidelines).
8. **Other Considerations** (-15 to 0 points) - Allows for adjustment of the project's overall score to compensate for unusual circumstances, such as project sequencing needs and the status of project planning (documentation by the IHS Area is required).

Each IHS Area considers a range of factors in establishing the point values assigned for each category. National guidelines have been developed to help ensure consistent project scoring. Included in these guidelines are detailed instructions on assigning deficiency levels. The SDS was developed with the intention of identifying and reporting on the projects required to raise all AI/AN homes and communities to a Level I sanitation deficiency (adequate water supply, sanitary sewage, and solid waste disposal facilities), as required by the IHClA.

Included in the FY 2019 Guidance for the SDS¹ and for the purpose of listing projects, three tiers of project planning and cost estimation have been established. The following describes the project tier structure:

- Tier 1: Projects are considered ready to fund and are defined as projects where the cost estimates and design parameters are within an accuracy goal of plus or minus 10 percent. These projects may still require additional design work and construction document development prior to the start of construction.
- Tier 2: Projects are considered engineering assessed and are defined as projects where the cost estimates and design parameters are within an accuracy goal of plus or minus 25 percent.
- Tier 3: Projects are preliminarily assessed and are defined as projects where the cost estimates and design parameters do not have a specific accuracy target, but should be based on the best information available at the time of submission. These projects demonstrate that an eligible deficiency has been identified, but the IHS Area may not have determined the recommended solution.

On an annual basis, each IHS Area updates the project data that describe the IHS Area's identified sanitation facility needs, prioritizing the resulting project list, and submitting that data to IHS headquarters for review and compilation. That data forms the basis of this report.

V. Results

The results of the SDS methodology described in the previous section are summarized below.

As depicted by the scaled graphic characterization in Figure 1, at the end of fiscal year (FY) 2022, there were 378,211 AI/AN homes included in the IHS Home Inventory Tracking System database, represented by *Circle A*. The area of *Circle B* is a representation of the 113,749 AI/AN homes identified as needing some form of sanitation facility improvement (classified as DL 2, 3, 4, or 5). The area of *Circle C* represents the 41,757 AI/AN homes without access to adequate sanitation facilities (DL 3, 4, or 5). The area of *Circle D* represents the 5,906 AI/AN homes without access to a safe water supply system and/or a sewage disposal system (DL 4 and 5). Figure 2 breaks down these same AI/AN home counts by IHS Area and DL.

¹ Indian Health Service. Sanitation Deficiency System (SDS) A Guide for Reporting Sanitation Deficiencies for American Indian and Alaska Native Homes and Communities. Sept. 2019, available at https://www.ihs.gov/sites/dsfc/themes/responsive2017/display_objects/documents/Final_SDS_Guide_v2.pdf.

Figure 1. FY 2022 Universe of AI/AN Homes Requiring Sanitation Facility Improvements

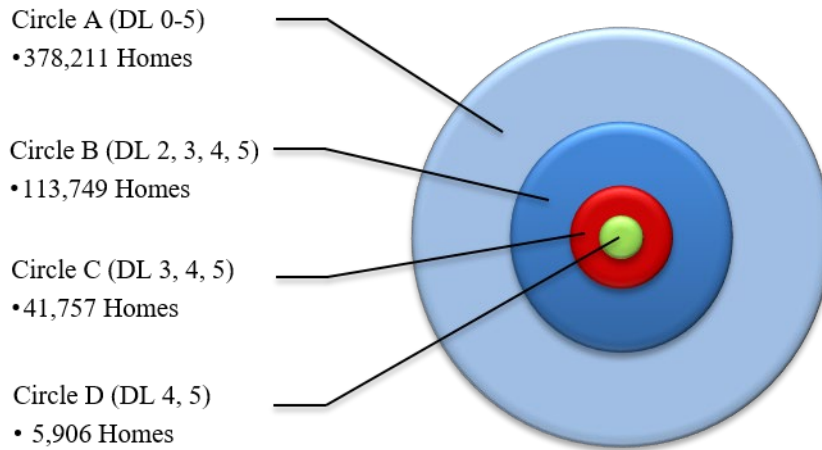
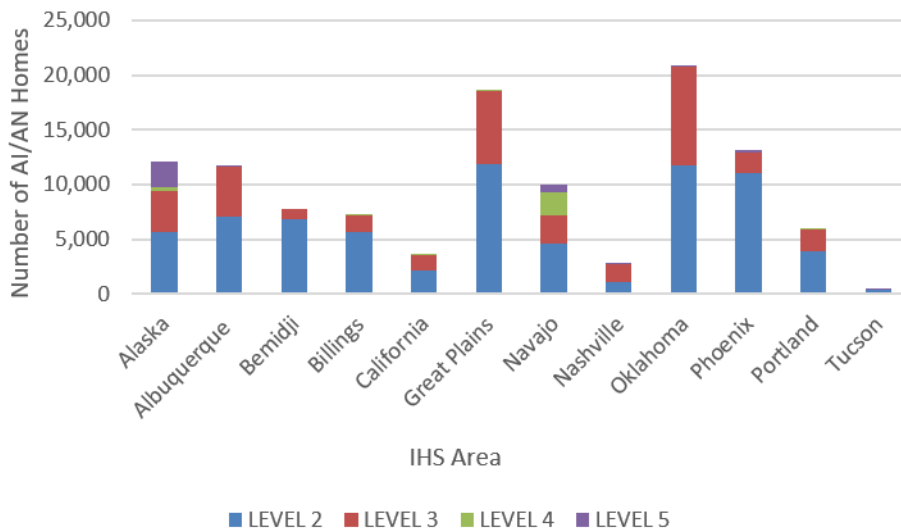
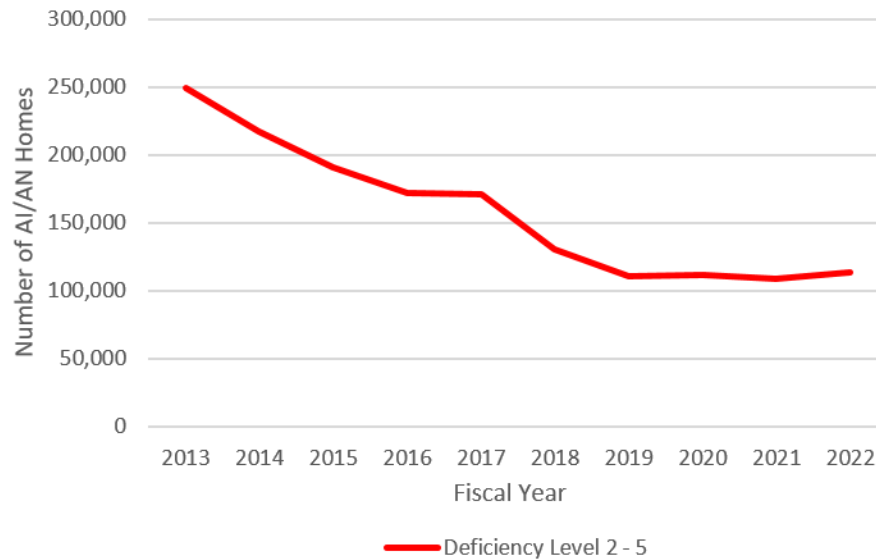


Figure 2. FY 2022 Number of AI/AN Homes Requiring Sanitation Facility Improvements by IHS Area



The number of eligible AI/AN homes with a sanitation DL 2 to 5 has decreased 55 percent since FY 2013. This decrease is likely attributable to improved sanitation needs identification and justification by SFC program staff, along with project funding to address sanitation deficiencies at eligible AI/AN homes. In FY 2014, a program-wide focus was made to ensure projects identifying sanitation facility needs included in the SDS were properly documented and scored according to program guidelines. This effort continued through FY 2022. Figure 3 shows the trends in total number of eligible AI/AN homes with a sanitation DL 2 to 5 over the past 10 years.

Figure 3. FY 2013 to FY 2022 Total Eligible AI/AN Homes with Sanitation Deficiency Level 2 to 5



The SFC Program has compiled two estimates of the costs to address sanitation deficiencies at these homes:

- 1) The Total Cost Estimate includes all projects listed in the SDS without regard to economic feasibility; and
- 2) The Feasible Project Cost Estimate is a subset of the Total Cost Estimate that includes only those projects considered economically feasible.

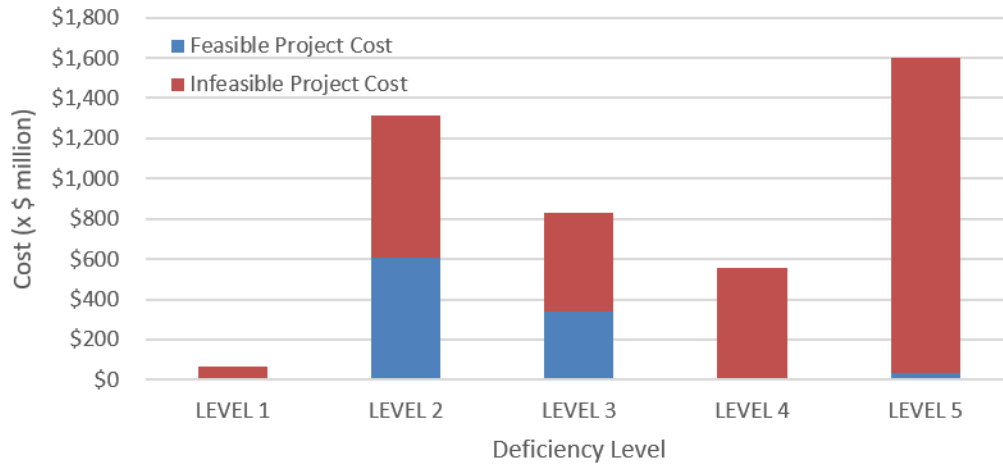
The Appendix to this report contains the priority order listing by IHS Area of all projects in the IHS database. Projects that are not economically feasible have been indicated as such in this listing.

Capital costs, O&M costs, and O&M capability are evaluated as part of project planning and the priority scoring process. The feasible project cost estimate forms the basis for the IHS Funding Plan, which is used for developing budget requests and for allocating appropriated funds to the 12 IHS Areas.

Projects with high capital costs on a per-home basis are considered infeasible and are not considered when allocating appropriated funds to the IHS Area by IHS headquarters. All projects are re-evaluated annually to determine whether the costs and priority scoring factors have changed. In FY 2022, the total database of Agency-identified sanitation deficiencies included 1,369 projects. Of this total, 751 projects were feasible and 618 projects were infeasible, with a total cost of \$4.37 billion. This was an increase of \$1 billion over the FY 2021 level and a result of final SDS guidance completed in FY 2019. This guidance allows the identification of sanitation needs that have only been preliminarily assessed. Prior to FY 2019, identified sanitation needs were required to have been more fully assessed, which included the

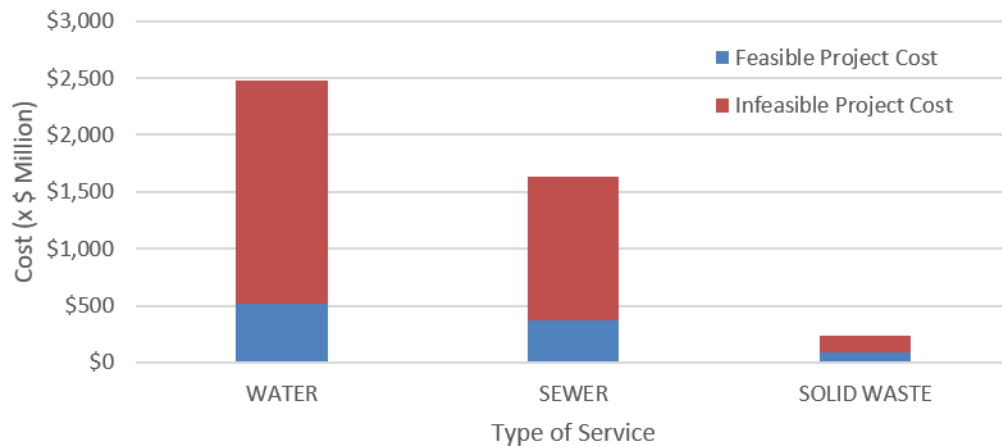
completion of some planning and design activities. Below displays the project cost information summarized by deficiency level (Figure 4) and type of service (Figure 5).

Figure 4. FY 2022 Estimated Cost to Address Sanitation Deficiencies by Deficiency Level



Note: Total Cost = (Feasible Project Cost) + (Infeasible Project Cost)

Figure 5. FY 2022 Estimated Cost to Address Sanitation Deficiencies by Type of Service

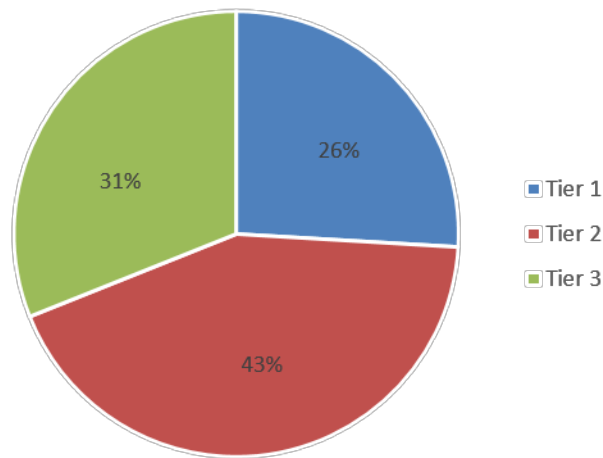


Note: Total Cost = (Feasible Project Cost) + (Infeasible Project Cost)

At the end of FY 2022, the total cost to raise all Indian Tribes and communities to the sanitation DL 1 classification was estimated at \$4.37 billion.

Of the 1,369 SDS projects listed at the end of FY 2022, the categories break out as follows: 355 Ready to Fund (Tier 1) projects; 589 Engineering Assessed (Tier 2) projects; and 425 Preliminarily Assessed (Tier 3) projects. As projects are funded from the list, the IHS Areas will focus on developing Tier 2 and Tier 3 projects into Tier 1 projects. The breakout of FY 2022 projects by Tier is shown in Figure 6 below:

Figure 6: FY 2022 SDS Projects by Tier Classification



The IHCIA requires the IHS to report total cost to raise all Indian Tribes and communities from a DL 1 to zero sanitation deficiency. A “zero sanitation deficiency,” as defined in the IHCIA, is an Indian Tribe or community sanitation system that complies with all water supply and pollution control laws, with no routine replacement, repair, or maintenance needs. At the end of FY 2022, the IHS identified \$64 million in project costs for this purpose. However, given the limited SFC program staff resources available, this need has not been fully captured in the IHS data collection process and an estimate made under this approach is likely to be understated.

The SFC Program and other interagency partners are currently reviewing efforts to estimate the cost of operation and maintenance (O&M) needs through a less resource-intensive statistical model that includes estimates of staff funding needs to maintain compliance with water supply and pollution control laws. The IHS is looking to take additional steps in collaboration with other interagency partners to examine these costs further.

The IHS is authorized under the IHCIA to provide “operation and maintenance assistance for, and emergency repairs to, Tribal sanitation facilities when necessary to avoid a health hazard or to protect the Federal investment in sanitation facilities.” Understanding O&M expenses of Tribal drinking water and wastewater systems is necessary to understand the financial capacity of Tribally operated utilities. Financial capacity directly affects a Tribe’s ability to provide an adequate supply of drinking water, maintain drinking water regulatory compliance, provide

reliable and compliant wastewater services, and ensure the longevity of the existing infrastructure, which has been funded by extensive national investment.

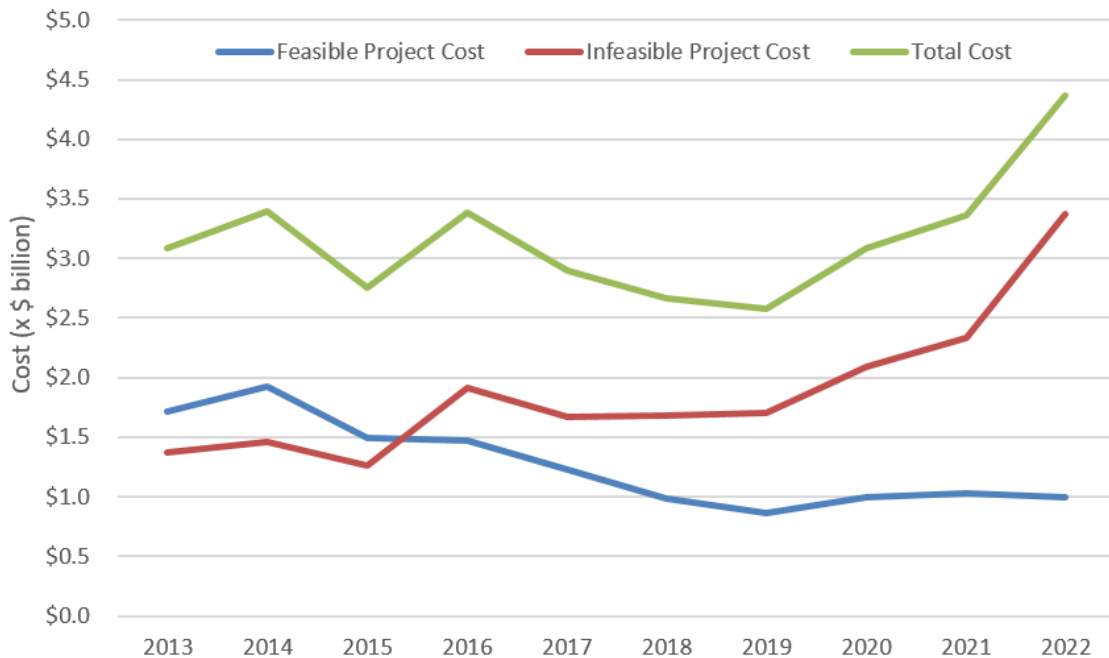
Costs for providing piped water and sewer facilities to AI/AN homes located in remote locations with harsh climates and unusual subsurface conditions are extremely high. The SFC Program recognizes that piped water and sewer projects for these homes are not currently economically feasible, and while these piped water and sewer projects are included in the total cost estimate, they are not included in the feasible project cost estimate.

The IHS supports the planning, design, and construction of projects that are infeasible with funding from other federal agencies and/or Tribal sources. The SFC Program has and continues to work with AI/AN Tribes and communities to identify other less costly types of sanitation facilities (e.g., offsite watering points and sewage haul systems). The SFC Program will also continue to track and estimate project costs to serve these AI/AN homes with piped water and sewer systems.

The cost to address all sanitation deficiencies for the 10-year period from FY 2013 through FY 2022, have been in the range of \$3.0 billion to \$4.5 billion as shown in Figure 7 below. The feasible project need has trended lower since FY 2014. Infeasible need has been trending upward since FY 2015, accounting for approximately 77 percent of the total need in FY 2022.

Trends of total feasible project need and infeasible project need for FYs 2013 – FY 2022 are provided in Figure 7 below:

Figure 7: 10-Year SDS Project Cost Estimate Trends - FY 2013 through FY 2022

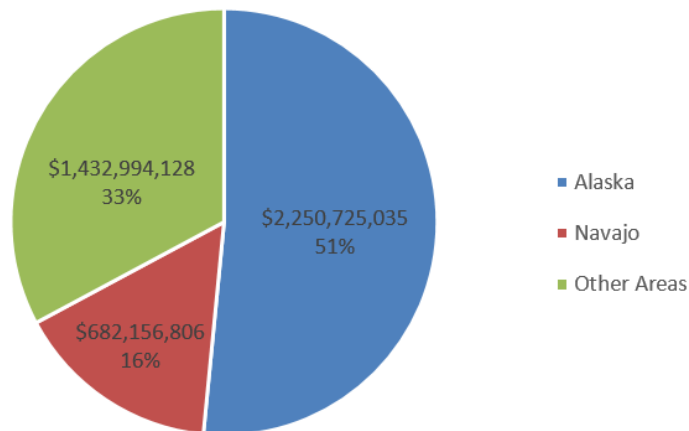


Note: Total Cost = (Feasible Project Cost) + (Infeasible Project Cost)

Other cost variations reflect the effects of inflation, changes resulting from factors such as new regulations, changes in the number of eligible AI/AN homes, new Tribes gaining federal recognition, the deterioration of previously installed facilities, and reengagement from Tribes regarding the Bipartisan Infrastructure Law funding made available to the program. These trends indicate the cost per home of the remaining sanitation facilities projects are increasing. This is primarily due to the high cost to serve AI/AN homes in low-density, remote locations, and the difficulties of providing services for locations with harsh climates and unusual subsurface conditions.

Two IHS Areas, the Alaska Area IHS and the Navajo Area IHS, are particularly noteworthy with regards to increasing costs. As shown in Figure 8, Alaska and Navajo constitute 67 percent of the total costs identified to address sanitation deficiencies. On a program-wide basis, the Agency’s average cost to serve a home is approximately \$37,800; however the Alaska Area’s average cost to serve a home is approximately \$186,200 per home.

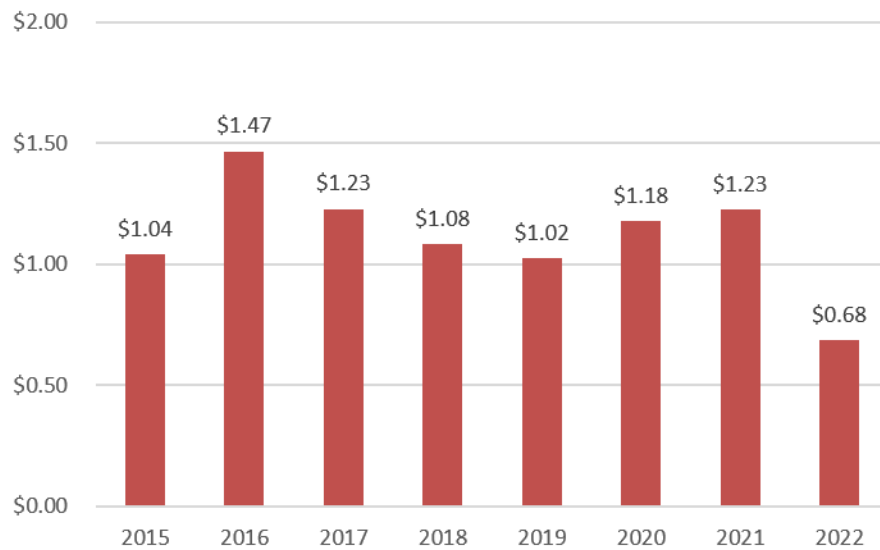
Figure 8: FY 2022 Distribution of Total Cost to Address Sanitation Deficiencies in the Alaska Area IHS, Navajo Area IHS, and Other IHS Areas



Note: Total Cost = (Feasible Project Cost) + (Infeasible Project Cost)

During FY 2022, 554 construction projects to address water supply and wastewater disposal needs were funded with a construction cost of \$692 million, using IHS and contributed funds. Once constructed, these sanitation facilities will benefit an estimated 65,300 AI/AN people and help avoid more than 208,300 inpatient and outpatient visits related to respiratory, skin and soft tissue, and gastroenteric disease over 30 years. The health care cost savings for these visits alone is estimated to be more than \$473 million. Every \$1 spent on water and sewer infrastructure will save \$0.68 in avoided direct health care costs. The SFC Program started modeling the health impacts of funded water and wastewater construction projects in FY 2015. Figure 9 displays the trends of avoided health care costs associated with respiratory, skin and soft tissue, and gastroenteric disease from FY 2015 through FY 2022.

Figure 9: Annual Avoided Health Care Costs per \$1 Dollar of Infrastructure Investment



A closer look at the DSFC data shows that the percent recovery was lower than previous year's totals because, in general, the FY 2022 funded projects had higher project costs and served fewer homes. In addition, it's important to remember that the measure only represents economic benefits realized from reductions in three disease classes. It's widely accepted that the economic and non-economic benefits of water and sanitation service are much broader.

Collaboration with external partners, along with increased funding, requires ongoing efforts in providing solutions for identified needs, as well as continued improvement in data quality. Agency program staff will continue to work with Tribal counterparts to improve the reporting of sanitation deficiencies, which may contribute to fluctuations in the total cost estimate in future years.

VI. Appendix

{See attached PDF - *FY 2022 Annual Report of Sanitation Deficiency Levels*}

Indian Health Service
FY 2022 Annual Report of Sanitation Deficiency Levels

Area	State	Community	Project No.	Project Name	Tribe Name	Project DL	Area Priority	Project Tier	Home Count	Project Cost	Cumulative Project Cost
AN	AK	Akhiok	AK13323-9002	AKHIOK - Solid Waste Site Improvements Project	Akhiok, Native Village Of Akhiok, Ak	2	237	2	27	\$412,018	\$2,014,930,182
AN	AK	Chenega	AK08141-2001	CHENEGA BAY - Sewer Sludge Disposal Facility	Chanega (Chenega), Native Village Of Chanega, Ak	2	238	3	25	\$830,125	\$2,015,760,307
AN	AK	St.Michael	AK23795-2001*	ST Michael - Vacuum Sewer Improvements	St. Michael, Native Village Of St. Michael, Ak	2	239	2	42	\$2,489,254	\$2,018,249,561
AN	AK	Russian Mis	AK24856-3003	RUSSIAN MISSION - Upper Circ Loop Low Pressure	Russian Mission, Native Village Of Russian Mission (Yukon), Ak	2	240	3	27	\$1,157,938	\$2,019,407,499
AN	AK	Port Graham	AK12291-9004*	PORT GRAHAM - Solid Waste Facility	Port Graham Village, Ak	2	241	3	76	\$1,993,068	\$2,021,400,567
AN	AK	Angoon	AK04061-1004	Angoon Water Storage Tank Replacement	Angoon Community Association, Ak	2	242	3	96	\$769,687	\$2,022,170,254
AN	AK	Buckland	AK22742-0004*	Buckland Sewer System Improvements	Buckland, Native Village Of Buckland, Ak	2	243	3	4	\$595,700	\$2,022,765,954
AN	AK	Chignik Lake	AK14367-1001*	CHIGNIK LK - New WTP, WST, New Booster Sta + Fill Line	Chignik Lake Village, Ak	2	244	3	40	\$7,500,000	\$2,030,265,954
AN	AK	Shaktoolik	AK23797-4004	Shaktoolik - Replace Septic Systems	Shaktoolik, Native Village Of Shaktoolik, Ak	2	245	3	38	\$500,000	\$2,030,765,954
AN	AK	St.Paul	AK14380-0101	ST. PAUL Water Control System Improvements Project	Pribilof Islands, Aleut Communities Of St. Paul & St. George Island, Ak	2	246	3	133	\$600,000	\$2,031,365,954
AN	AK	Unalakleet	AK23802-1201*	UNALAKLEET - Sewer System Repair and Rehabilitation Project	Unalakleet, Native Village Of Unalakleets, Ak	2	247	3	121	\$25,150,000	\$2,056,515,954
AN	AK	Low.Kalskag	AK17552-9001	KALSKAG - Solid Waste Improvements	Lower Kalskag, Village Of Lower Kalstag, Ak	2	248	2	146	\$2,796,857	\$2,059,312,811
AN	AK	Point Lay	AK21727-5202*	POINT LAY - Water and Sewer Upgrades	Point Lay, Native Village Of Point Lay, Ak	3	249	2	65	\$68,730,001	\$2,128,042,812
AN	AK	Dillingham	AK15425-2001*	Dillingham Gauthier Way Lift Station	Dillingham, Native Village Of Dillingham, Ak	3	250	1	4	\$775,806	\$2,128,818,618
AN	AK	Akhiok	AK13323-3003*	AKHIOK - Water Distribution Replacement Project	Akhiok, Native Village Of Akhiok, Ak	2	251	3	27	\$3,066,958	\$2,131,885,576
AN	AK	Akhiok	AK13323-4004*	AKHIOK - Sewer Collection Replacement Project	Akhiok, Native Village Of Akhiok, Ak	2	252	3	27	\$3,514,897	\$2,135,400,473
AN	AK	Elim	AK23784-5202*	ELIM - East Loop Water and Sewer	Elim, Native Village Of Elim, Ak	2	253	3	40	\$2,671,624	\$2,138,072,097
AN	AK	Golovin	AK23786-1001*	GOLOVIN - Raw Water Intake Rehabilitation	Golovin, Village Of Golovin, Ak	2	254	1	43	\$3,779,542	\$2,141,851,639
AN	AK	Healy Lake	AK18607-9001*	HEALY LAKE - Solid Waste	Healy Lake Village, Ak	2	255	3	8	\$230,093	\$2,142,081,732
AN	AK	Igiugig	AK15429-2001*	IGIUGIG - Sewer Lagoon Improvements	Igiugig Village, Ak	2	256	3	14	\$949,366	\$2,143,031,098
AN	AK	Kiana	AK22746-9006*	KIANA - New Landfill	Kiana Village, Ak	2	257	1	126	\$5,578,152	\$2,148,609,250
AN	AK	Kotzebue	AK22749-2001*	KOTZEBUE - Lift Stations 9 & 12 Replacement	Kotzebue, Native Village Of Kotzebue, Ak	2	258	2	21	\$2,333,484	\$2,150,942,734
AN	AK	Noatak	AK22750-9104*	NOATAK - New Landfill	Noatak, Native Village Of Noatak, Ak	2	259	2	86	\$10,190,317	\$2,161,133,051
AN	AK	Nunam Iqua	AK21859-9004*	NUNAM IQUA - Solid Waste	Sheldon'S Point, Native Village Of Sheldon'S Point, Ak	2	260	2	42	\$1,437,699	\$2,162,570,750
AN	AK	Oscarville	AK03505-9006*	OSCARVILLE - Community Solid Waste Site	Oscarville, Oscarville Traditional Village, Ak	2	261	2	18	\$409,250	\$2,162,980,000
AN	AK	White Mtn	AK23804-9001*	WHITE MOUNTAIN - New Landfill and Closeout of Old Landfill	White Mountain, Native Village Of White Mountain, Ak	2	262	1	61	\$3,411,933	\$2,166,391,933
AN	AK	Akiak	AK03483-9101*	AKIAK - Solid Waste	Akiak Native Community, Ak	2	263	1	88	\$2,097,833	\$2,168,489,766
AN	AK	Igiugig	AK15429-6001*	IGIUGIG - Water Treatment Plant Backup Generator	Igiugig Village, Ak	2	264	1	10	\$471,472	\$2,168,961,238
AN	AK	Dillingham	AK15425-5001*	Dillingham Water and Sewer Comprehensive Project	Dillingham, Native Village Of Dillingham, Ak	3	265	3	1	\$58,300,000	\$2,227,261,238
AN	AK	Port Graham	AK12291-1002*	Port Graham Water Treatment Plant Upgrades	Port Graham Village, Ak	1	266	3	76	\$30,000	\$2,227,291,238
AN	AK	Akutan	AK14361-5002*	AKUTAN - Water & Sewer Main Replacement	Akutan, Native Village Of Akutan, Ak	1	267	3	39	\$4,433,797	\$2,231,725,035
AN	AK	Point Lay	AK21727-5203*	POINT LAY - Water Source	Point Lay, Native Village Of Point Lay, Ak	2	268	2	65	\$11,050,000	\$2,242,775,035
AN	AK	Chignik	AK14365-9005*	Chignik Bay Landfill Improvements	Chignik, Native Village Of Chignik, Ak	2	269	3	30	\$1,200,000	\$2,243,975,035
AN	AK	Tetlin	AK19673-9005*	TETLIN - New Landfill	Tetlin, Native Village Of Tetlin, Ak	2	270	3	43	\$6,750,000	\$2,250,725,035

Area	State	Community	Project No.	Project Name	Tribe Name	Project DL	Area Priority	Project Tier	Home Count	Project Cost	Cumulative Project Cost
AL	NM	Dulce	NM21208-1201	JIC Stone Lake & US 64 Connector	Jicarilla Apache Tribe Of The Jicarilla Apache Indian Reservation, Nm	2	56	3	74	\$457,700	\$160,483,569
AL	NM	Anzac	NM33005-0101*	ACOMA Anzac Sewage Disposal	Pueblo Of Acoma, New Mexico	2	57	3	21	\$6,314,788	\$166,798,357
AL	NM	Paguate	NM33393-2301	LAGUNA Pork Chop Hill Tank PRV Replacement	Pueblo Of Laguna, New Mexico	2	58	2	226	\$307,025	\$167,105,382
AL	NM	San Ildefonso	NM26308-2201	SI Open Dump Closures	Pueblo Of San Ildefonso, New Mexico	2	59	3	177	\$785,880	\$167,891,262
AL	NM	Santa Clara	NM21215-2101	SC Main Village Lagoon Rehabilitation	Pueblo Of Santa Clara, New Mexico	2	60	3	393	\$994,000	\$168,885,262
AL	NM	Zia	NM23261-2204	Zia South Village Sewer Rehab	Pueblo Of Zia, New Mexico	3	61	1	40	\$1,267,330	\$170,152,592
AL	NM	San Ildefonso	NM26308-2602*	SI Wastewater Improvements Ph 2	Pueblo Of San Ildefonso, New Mexico	3	62	2	48	\$7,925,500	\$178,078,092
AL	NM	Nambe	NM26306-0401	NAM Sewer Main Rehab Lagoon #3	Pueblo Of Nambe, New Mexico	2	63	2	5	\$63,200	\$178,141,292
AL	CO	Ignacio	CO34029-0101*	SU Ignacio Peak lagoon Abandonment & Lift Station Construction	Southern Ute Tribe Of The Southern Ute Reservation, Colorado	2	64	2	19	\$1,149,206	\$179,290,498
AL	NM	San Felipe	NM23255-2701*	SF Hagan Road Water Main Extension	Pueblo Of San Felipe, New Mexico	2	65	2	23	\$836,426	\$180,126,924
AL	NM	Nambe	NM26306-0701	NAM Sewer Main Rehab Lagoon #1	Pueblo Of Nambe, New Mexico	2	66	1	28	\$424,780	\$180,551,704
AL	NM	San Ildefonso	NM26308-3401*	SI Watermain Extension in Pajarito	Pueblo Of San Ildefonso, New Mexico	2	67	2	8	\$1,777,500	\$182,329,204
AL	NM	Dulce	NM21208-0401*	JIC Water Main Upgrade	Jicarilla Apache Tribe Of The Jicarilla Apache Indian Reservation, Nm	1	68	3	115	\$3,881,611	\$186,210,815
AL	NM	San Ildefonso	NM26308-3201*	SI North Village Lift Station & Sewer Main Extension	Pueblo Of San Ildefonso, New Mexico	2	69	2	6	\$1,296,600	\$187,507,415
AL	UT	White Mesa	UT19441-0201*	UMU White Mesa SW (Landfill Cleanup)	Ute Mountain Tribe Of The Ute Mountain Reservation, Co, Nm, & Utah	2	70	2	58	\$2,321,238	\$189,828,653
AL	NM	Woodyard	NM21112-0301*	JIC South Woodyard WTP Improvements PH II	Jicarilla Apache Tribe Of The Jicarilla Apache Indian Reservation, Nm	2	71	2	10	\$317,826	\$190,146,479
AL	NM	Dulce	NM21208-1901	JIC Ind. Homes w/ Water Pressure <20 psi	Jicarilla Apache Tribe Of The Jicarilla Apache Indian Reservation, Nm	3	72	1	3	\$91,900	\$190,238,379
AL	CO	Ignacio	CO34029-1601*	SU Individual Site - Well Water Treatment	Southern Ute Tribe Of The Southern Ute Reservation, Colorado	2	73	2	1	\$23,700	\$190,262,079
AL	NM	Mescalro Res	NM19167-0707*	MESCALERO Main Community Water System Capital Improvements	Mescalero Apache Tribe Of The Mescalero Reservation, New Mexico	2	74	1	422	\$9,943,714	\$200,205,793
AL	NM	Mescalro Res	NM19167-0706	MESCALERO Water Meters	Mescalero Apache Tribe Of The Mescalero Reservation, New Mexico	2	75	1	1165	\$2,799,200	\$203,004,993
AL	NM	Mescalero Os	NM19172-1201*	MESCALERO Failing Drainfields	Mescalero Apache Tribe Of The Mescalero Reservation, New Mexico	2	76	2	3	\$574,500	\$203,579,493
AL	NM	Sandia	NM23254-0801*	SANDIA Marlowe & Flowers ST/DF Replacement	Pueblo Of Sandia, New Mexico	2	77	2	5	\$946,034	\$204,525,527
AL	NM	San Ildefonso	NM26308-3101*	SI Pajarito Lift Station and Sewer Main Extension Ph 1	Pueblo Of San Ildefonso, New Mexico	2	78	2	9	\$481,500	\$205,007,027
AL	NM	Mccartys	NM33383-2020*	Acoma Cedarville Bridge Crossing WL Improvements Project	Pueblo Of Acoma, New Mexico	2	79	2	17	\$577,000	\$205,584,027
AL	NM	Nambe	NM26306-2101*	NAMBE Septic Tank/ Drainfield Replacement	Pueblo Of Nambe, New Mexico	2	80	3	2	\$66,400	\$205,650,427
AL	NM	Tesuque	NM26311-1601*	TES Water Service Line & Indiv. Booster Pump	Pueblo Of Tesuque, New Mexico	1	81	3	5	\$297,300	\$205,947,727
AL	NM	Dulce	NM21208-1101	JIC Raven Lane WaterLine Extension	Jicarilla Apache Tribe Of The Jicarilla Apache Indian Reservation, Nm	2	82	2	33	\$229,500	\$206,177,227
AL	NM	Santa Ana	NM23256-2007*	SA Eagle Estates Sewer Extensions	Pueblo Of Santa Ana, New Mexico	2	83	1	28	\$890,500	\$207,067,727
AL	CO	Towaoc Ute	CO42063-0801*	UMU Sanitation Facilities @Transfer Station	Ute Mountain Tribe Of The Ute Mountain Reservation, Co, Nm, & Utah	1	84	2	537	\$334,441	\$207,402,168
AL	NM	Zuni Pueblo	NM17144-2001*	ZUNI Water Main Rehab, PART B	Zuni Tribe Of The Zuni Reservation, New Mexico	1	85	2	563	\$2,792,481	\$210,194,649
AL	NM	San Juan	NM21214-1201*	OO Chamita & NY Sewer System	Pueblo Of San Juan, New Mexico	1	86	3	53	\$4,396,100	\$214,590,749
AL	NM	Mescalro Res	NM19167-0902	MESCALERO Solid Waste Transfer Sta	Mescalero Apache Tribe Of The Mescalero Reservation, New Mexico	2	87	2	1163	\$3,649,555	\$218,240,304
AL	NM	Isleta Puebl	NM01085-2101*	ISLETA Chical WM Ext	Pueblo Of Isleta, New Mexico	2	88	3	48	\$2,319,824	\$220,560,128
AL	NM	Otero Co Oth	NM19190-0401*	MESCALERO Nogal Backup Water Source	Mescalero Apache Tribe Of The Mescalero Reservation, New Mexico	2	89	3	11	\$2,354,000	\$222,914,128
AL	NM	Otero Co Oth	NM19190-0501*	MESCALERO Whitetail Backup Source	Mescalero Apache Tribe Of The Mescalero Reservation, New Mexico	2	90	3	6	\$2,354,000	\$225,268,128
AL	NM	San Ildefonso	NM26308-2301*	SI Main Village Water Main Replacement	Pueblo Of San Ildefonso, New Mexico	2	91	2	66	\$4,322,793	\$229,590,921
AL	NM	Mescalero Os	NM19172-0601*	MESCALERO Fence Canyon Water Improvement	Mescalero Apache Tribe Of The Mescalero Reservation, New Mexico	2	92	2	44	\$1,573,000	\$231,163,921
AL	NM	Dulce	NM21208-2001*	JIC Water Pressure Improvements for River Road Area	Jicarilla Apache Tribe Of The Jicarilla Apache Indian Reservation, Nm	2	93	2	22	\$1,986,219	\$233,150,140
AL	NM	Seama	NM33395-2004*	LAGUNA Well House Improvements Project	Pueblo Of Laguna, New Mexico	1	94	2	193	\$225,312	\$233,375,452
AL	NM	San Felipe	NM23255-3301*	SF East Rio Grande Well #2	Pueblo Of San Felipe, New Mexico	1	95	3	460	\$540,308	\$233,915,760
AL	NM	Zuni Pueblo	NM17144-2101*	Zuni DF Replacement	Zuni Tribe Of The Zuni Reservation, New Mexico	1	96	3	10	\$952,600	\$234,868,360
AL	NM	Rio Arriba-C	NM21999-0201*	JIC Solid Waste Southern Parts	Jicarilla Apache Tribe Of The Jicarilla Apache Indian Reservation, Nm	2	97	2	12	\$477,840	\$235,346,200
AL	NM	Woodyard	NM21112-0201*	JIC Solid Waste Improvements for South Woodyard	Jicarilla Apache Tribe Of The Jicarilla Apache Indian Reservation, Nm	2	98	2	16	\$562,059	\$235,908,259

Area	State	Community	Project No.	Project Name	Tribe Name	Project DL	Area Priority	Project Tier	Home Count	Project Cost	Cumulative Project Cost
BE	WI	Baraboo	WI57010-0601	HC Village Sewer System Improvements	Ho Chunk	2	59	2	56	\$44,252	\$40,478,773
BE	WI	Blk Rv Falls	WI27305-0201	HC Wazee Sewer Collection System Improvements	Ho Chunk	2	60	2	186	\$133,320	\$40,612,093
BE	WI	Wisc Ptwotomi	WI21899-0201	FCP - Alt. SW Mngt. Activities	Forest County Potawatomi Comm Of Wisconsin Potawatomi Indians, Wisconsin	2	61	2	207	\$272,203	\$40,884,296
BE	WI	Baraboo	WI57010-0201*	HC Village WWTF Improvements	Ho Chunk	1	62	2	56	\$377,547	\$41,261,843
BE	MI	Athens	MI13172-0201*	HUR - Well Rehabilitation	Huron Potawatomi, Inc.	1	63	1	36	\$67,797	\$41,329,640
BE	WI	Hertel	WI07894-0901	STC Hertel Lift Stations Standby Power	St. Croix Chippewa Indians Of Wisconsin, St. Croix Reservation, Wisconsin	2	64	2	89	\$642,763	\$41,972,403
BE	WI	L D Flambeau	WI64986-2701	LDF - Lagoon Screen Alternatives	Lac Du Flambeau Band Of Lake Superior Chippewa Indians	2	65	2	502	\$1,081,671	\$43,054,074
BE	MI	Bay Mills	MI17021-0201	BM - Solid Waste Transfer Station	Bay Mills Ind Comm Of The Sault Ste. Marie Band Of Chippewa Indians	2	66	1	371	\$3,869,720	\$46,923,794
BE	MN	White Earth	MN03056-1101*	WE White Earth Sewer Extension	Minnesota Chippewa Tribe,Mn- White Earth Band	3	67	2	67	\$4,360,410	\$51,284,204
BE	MI	Bay Mills	MI17021-1201*	BM Spectacle Village Wastewater Improvements	Bay Mills Ind Comm Of The Sault Ste. Marie Band Of Chippewa Indians	1	68	1	130	\$376,533	\$51,660,737
BE	WI	Maple Plain	WI07989-0401*	STC Maple Plain Water System Improvements	St. Croix Chippewa Indians Of Wisconsin, St. Croix Reservation, Wisconsin	2	69	3	37	\$2,299,998	\$53,960,735
BE	MN	White Earth	MN03056-1901*	WE Chippewa Ranch Sewer Treatment Replacement	Minnesota Chippewa Tribe,Mn- White Earth Band	2	70	2	8	\$424,568	\$54,385,303
BE	MN	Ponemah	MN04066-0101	RL Ponemah Lift Station Rehabilitation	Red Lake Band Of Chippewa Indians Of The Red Lake Reservation, Minnesota	2	71	3	45	\$203,424	\$54,588,727
BE	WI	Red Cliff	WI04887-0501	RC Community Sewer Collection System Improvements	Red Cliff Band Of Lake Superior Chippewa Indians Of Wi, Red Cliffs Res, Wi	2	72	3	87	\$439,850	\$55,028,577
BE	MN	Sawyer	MN09079-0101*	FDL Sawyer Sanitary Sewer	Minnesota Chippewa Tribe,Mn- Fond Du Lac Band	2	73	3	86	\$4,704,000	\$59,732,577
BE	WI	Wisc Ptwotomi	WI21899-0501*	FCP - SCADA System Upgrades	Forest County Potawatomi Comm Of Wisconsin Potawatomi Indians, Wisconsin	1	74	1	199	\$232,678	\$59,965,255
BE	MI	Hannahville	MI55031-0202	HA - WWTF Improvements Phase 3	Hannahville Indian Community Wisconsin Potawatomi Indians Of Michigan	2	75	2	169	\$2,738,508	\$62,703,763
BE	WI	Keshena	WI40937-1101*	ME Water Storage Tank Mixers	Menominee Indian Tribe Of Wisconsin Menominee Indian Reservation, Wisconsin	1	76	1	358	\$138,165	\$62,841,928
BE	WI	Red Cliff	WI04887-1401*	RC Water Distribution System Mapping & System Improvements	Red Cliff Band Of Lake Superior Chippewa Indians Of Wi, Red Cliffs Res, Wi	1	77	3	441	\$399,230	\$63,241,158
BE	WI	Big Round Lake	WI49956-0101*	STC Big Round Lake Water Improvements	St. Croix Chippewa Indians Of Wisconsin, St. Croix Reservations, Wisconsin	2	78	3	5	\$262,250	\$63,503,408
BE	WI	Signor	WI58968-0101*	LCO Signor Water Improvements	Lac Courte Oreilles Band Of Lake Superior Chipewa Indians, Wisconsin	2	79	3	17	\$827,000	\$64,330,408
BE	MN	Stoney Point	MN11366-0101*	LL Stoney Point Community Sewer	Minnesota Chippewa Tribe,Mn- Leech Lake Band	1	80	3	34	\$1,085,378	\$65,415,786
BE	MN	Redby	MN04067-0901*	RL Redby Central Water and Sewer Replacement	Red Lake Band Of Chippewa Indians Of The Red Lake Reservation, Minnesota	2	81	3	142	\$10,293,000	\$75,708,786
BE	WI	Hertel	WI07894-0701*	STC Hertel & Maple Plain Water Meter Replacement	St. Croix Chippewa Indians Of Wisconsin, St. Croix Reservation, Wisconsin	1	82	3	128	\$343,000	\$76,051,786
BE	MN	Red Lake	MN04068-0701	RL Northside AC Water Main Replacement	Red Lake Band Of Chippewa Indians Of The Red Lake Reservation, Minnesota	2	83	3	35	\$791,000	\$76,842,786
BE	WI	Keshena	WI40937-0401*	ME Keshena Lakeview and Pine Ridge LS Replace	Menominee Indian Tribe Of Wisconsin Menominee Indian Reservation, Wisconsin	1	84	1	75	\$929,000	\$77,771,786
BE	WI	Stockbridge	WI59982-0901*	SM Lift Station Recoating	Stockbridge-Munsee Community Of Mohican Indians Of Wisconsin	1	85	2	157	\$110,855	\$77,882,641
BE	WI	Stockbridge	WI59982-0801*	SM MBR WWTF Improvements	Stockbridge-Munsee Community Of Mohican Indians Of Wisconsin	1	86	3	37	\$117,744	\$78,000,385
BE	MN	Carlton-Co	MN09999-0501*	FDL Ridge Road Water System Improvements	Minnesota Chippewa Tribe,Mn- Fond Du Lac Band	1	87	2	29	\$1,906,000	\$79,906,385
BE	MN	Ponsford	MN03055-0201*	WE Pine Point WTP Replacement	Minnesota Chippewa Tribe,Mn- White Earth Band	2	88	3	88	\$2,385,376	\$82,291,761
BE	WI	Menominee-Co	WI40999-1201*	ME Middle Village Water Tower Improvements	Menominee Indian Tribe Of Wisconsin Menominee Indian Reservation, Wisconsin	1	89	1	74	\$324,202	\$82,615,963
BE	MN	Ponemah	MN04066-0401*	RL Ponemah Gravity Filter Rehabilitation	Red Lake Band Of Chippewa Indians Of The Red Lake Reservation, Minnesota	1	90	2	118	\$122,448	\$82,738,411
BE	WI	Menominee-Co	WI40999-0801	ME Trailer Court Water Distribution System Replacement	Menominee Indian Tribe Of Wisconsin Menominee Indian Reservation, Wisconsin	2	91	1	18	\$380,000	\$83,118,411
BE	MN	Isle	MN48186-0101*	ML Isle Community Water & Sewer Extension	Minnesota Chippewa Tribe,Mn- Mille Lacs Band	1	92	3	43	\$1,037,058	\$84,155,469
BE	WI	Big Round Lake	WI49956-0301*	STC Big Round Lake - Sewer	St. Croix Chippewa Indians Of Wisconsin, St. Croix Reservation, Wisconsin	2	93	3	20	\$1,265,486	\$85,420,955
BE	WI	Menominee-Co	WI40999-1101*	ME Red Wing Water System Renovation	Menominee Indian Tribe Of Wisconsin Menominee Indian Reservation, Wisconsin	2	94	2	22	\$884,000	\$86,304,955
BE	MN	Onigum	MN11095-0101*	LL Onigum Community Sewer	Minnesota Chippewa Tribe,Mn- Leech Lake Band	2	95	3	41	\$1,382,396	\$87,687,351
BE	WI	Maple Plain	WI07989-0301*	STC Maple Plain Sewer System	St. Croix Chippewa Indians Of Wisconsin, St. Croix Reservation, Wisconsin	2	96	3	8	\$539,085	\$88,226,436
BE	MN	Sugar Point	MN11098-0101*	LL Sugar Point Community Sewer	Minnesota Chippewa Tribe,Mn- Leech Lake Band	2	97	3	44	\$2,098,883	\$90,325,319
BE	MN	Mahnomen-Co	MN44999-0101*	WE Chippewa Ranch WTP Replacement	Minnesota Chippewa Tribe,Mn- White Earth Band	2	98	3	8	\$1,872,752	\$92,198,071
BE	MN	Redby	MN04067-0801*	RL McBride Water and Sewer Extension	Red Lake Band Of Chippewa Indians Of The Red Lake Reservation, Minnesota	1	99	3	102	\$3,712,000	\$95,910,071
BE	WI	Odanah	WI02878-0506*	BR - Franks Field Sewer Improvements	Bad River Band Of The Lake Superior Tribe Of Chippewa Indians	2	100	1	77	\$2,624,433	\$98,534,504

Table with 13 columns: Area, State, Community, Project No., Project Name, Tribe Name, Project DL, Area Priority, Project Tier, Home Count, Project Cost, Cumulative Project Cost. It lists various sanitation projects across different Indian reservations.

Note: Infeasible projects shown with "*" after project number.

Indian Health Service
FY 2022 Annual Report of Sanitation Deficiency Levels

Area	State	Community	Project No.	Project Name	Tribe Name	Project DL	Area Priority	Project Tier	Home Count	Project Cost	Cumulative Project Cost
CA	CA	Viejaz Resv.	CA37477-0501	VIEJAS AC Water Main Replacement	Viejaz Baron Long Captain Grande Band Of Diegueno Mission Ind., Viejas Res.	2	57	2	7	\$126,277	\$128,047,379
CA	CA	Mesa Grande	CA37470-0101*	MESA GRANDE Black Cyn Tank Replacement	Mesa Grande Band Of Diegueno Mission Indians Of The Mesa Grande Res., Ca	2	58	2	24	\$1,093,500	\$129,140,879
CA	CA	Hoopa Valley	CA12354-2902*	HOOPA Bald Hill Water Supply	Hoopa Valley Tribe Of The Hoopa Valley R	2	59	3	28	\$921,000	\$130,061,879
CA	CA	Hoopa Extens	CA12353-0904	YUROK Septage Facility	Yurok Tribe Of The Yurok Reservation, Ca	2	60	2	354	\$1,604,455	\$131,666,334
CA	CA	Weitchpec	CA12392-1201*	YUROK Weitchpec Community Wastewater System	Yurok Tribe Of The Yurok Reservation, Ca	2	61	3	38	\$2,085,821	\$133,752,155
CA	CA	Pala Reserv.	CA37471-0701	PALA South Water Main Replacement	Pala Band Of Luiseno Mission Indians Of The Pala Reservation, Ca	2	62	3	22	\$579,600	\$134,331,755
CA	CA	Soboba Resv.	CA33441-0201*	SOBOBA AC Water Main Replacement	Soboba Band Of Luiseno Mission Indians Of The Soboba Reservation, Ca	2	63	2	253	\$13,347,774	\$147,679,529
CA	CA	Klamath Glen	CA08364-0301*	YUROK Klamath Glen Wastewater System	Yurok Tribe Of The Yurok Reservation, Ca	2	64	3	82	\$4,302,392	\$151,981,921
CA	CA	Viejaz Resv.	CA37477-0101	VIEJAS Solids Dewatering	Viejaz Baron Long Captain Grande Band Of Diegueno Mission Ind., Viejas Res.	2	65	2	194	\$601,755	\$152,583,676
CA	CA	Mesa Grande	CA37470-1301*	MESA GRANDE Quail Springs Rd Well	Mesa Grande Band Of Diegueno Mission Indians Of The Mesa Grande Res., Ca	2	66	2	15	\$721,400	\$153,305,076
CA	CA	Klamath	CA08360-0801*	YUROK Klamath Sewer Main Replacement	Yurok Tribe Of The Yurok Reservation, Ca	2	67	2	39	\$1,283,364	\$154,588,440
CA	CA	Hoopa Valley	CA12354-0504*	HOOPA Sewer Phase 3	Hoopa Valley Tribe Of The Hoopa Valley R	2	68	2	187	\$19,378,786	\$173,967,226
CA	CA	Klamath	CA08360-1101*	YUROK Klamath Water Main Replacement	Yurok Tribe Of The Yurok Reservation, Ca	2	69	3	42	\$1,470,110	\$175,437,336
CA	CA	Wilton Rnch.	CA34451-0702*	Wilton Rancheria Water Improvements	Wilton Rancheria	1	70	3	4	\$276,276	\$175,713,612
CA	CA	Klamath	CA08360-1401	YUROK Redwood Park CSD Improvements	Yurok Tribe Of The Yurok Reservation, Ca	2	71	3	51	\$1,233,383	\$176,946,995
CA	CA	Campo Resv.	CA37462-1001*	CAMPO Church Road Transmission Main	Campo Band Of Diegueno Indians Of The Campo Indian Reservation, California	2	72	2	1	\$405,754	\$177,352,749
CA	CA	Pala Reserv.	CA37471-1001*	PALA Northeast Storage Tank 3 Improvements	Pala Band Of Luiseno Mission Indians Of The Pala Reservation, Ca	1	73	3	390	\$159,401	\$177,512,150

Area	State	Community	Project No.	Project Name	Tribe Name	Project DL	Area Priority	Project Tier	Home Count	Project Cost	Cumulative Project Cost
NA	NM	Crystal	NM24608-0802	SIHASIN Crystal Pumping Facilities - W10 Companion	Navajo Tribe Of Arizona, New Mexico And Utah	2	225	2	271	\$609,000	\$594,636,556
NA	AZ	Greasewood Springs	AZ09033-1501	DISTRICT 7 GW TO WOOD CHOP UPGRADES PH2 R88	Navajo Tribe Of Arizona, New Mexico And Utah	2	226	1	1195	\$1,156,800	\$595,793,356
NA	AZ	Nazlini	AZ01040-0601	SIHASIN W36 Nazlini Additional Water Source	Navajo Tribe Of Arizona, New Mexico And Utah	2	227	1	168	\$1,639,000	\$597,432,356
NA	AZ	Oak Springs	AZ01041-1001	SIHASIN W38 Hunter's Pt./Oak Springs Inter-Tie	Navajo Tribe Of Arizona, New Mexico And Utah	2	228	2	167	\$2,022,000	\$599,454,356
NA	NM	Smith Lake	NM17475-0801	Smith Lake Well Phase 1 (Booster) -W65	Navajo Tribe Of Arizona, New Mexico And Utah	2	229	1	375	\$921,116	\$600,375,472
NA	AZ	Sweetwater	AZ01058-1201	Sweetwater Walker Wash Storage Tank 2	Navajo Tribe Of Arizona, New Mexico And Utah	2	230	3	177	\$582,000	\$600,957,472
NA	AZ	Tuba City	AZ03135-0705	Tuba City North Tanks Waterline Extension	Navajo Tribe Of Arizona, New Mexico And Utah	2	231	2	16	\$193,000	\$601,150,472
NA	NM	Tohajiilee/Canoncito	NM01084-0702*	Canoncito Scattered - Extension	Navajo Tribe Of Arizona, New Mexico And Utah	4	232	2	12	\$2,415,000	\$603,565,472
NA	NM	Tsayatoh	NM17003-1101*	TSAYATOH-E. TSE BONITO EXT. XT3 (BIA-CGW)	Navajo Tribe Of Arizona, New Mexico And Utah	2	233	2	24	\$921,564	\$604,487,036
NA	AZ	Sweetwater	AZ01058-1008	Shiprock to Sweetwater/Aneth Phase 8	Navajo Tribe Of Arizona, New Mexico And Utah	3	234	2	501	\$8,721,588	\$613,208,624
NA	AZ	Wheatfields	AZ01066-0802*	TSAIL-BLACK ROCK WATERLINE EXTENSION	Navajo Tribe Of Arizona, New Mexico And Utah	4	235	2	53	\$9,142,000	\$622,350,624
NA	AZ	Tuba City	AZ03135-0704*	SIHASIN W46 Tuba City Old Airport Sewer Extension	Navajo Tribe Of Arizona, New Mexico And Utah	2	236	2	55	\$1,962,000	\$624,312,624
NA	NM	Ramah	NM33140-1701	Ramah Pinehill New WTP XV6	Navajo Tribe Of Arizona, New Mexico And Utah	2	237	2	314	\$645,606	\$624,958,230
NA	NM	Ramah	NM33140-1801	Ramah Sunset Valley-Rocky Point CWS Intertie	Navajo Tribe Of Arizona, New Mexico And Utah	2	238	2	121	\$529,220	\$625,487,450
NA	NM	Shiprock	NM24631-3004	Shiprock SU failing DF DL 2 & DL 3	Navajo Tribe Of Arizona, New Mexico And Utah	2	239	2	9	\$162,000	\$625,649,450
NA	NM	Naschitti	NM24623-1101	Naschitti-Mexican Springs-Twin Lakes Failed Septics	Navajo Tribe Of Arizona, New Mexico And Utah	3	240	1	12	\$269,000	\$625,918,450
NA	AZ	Sawmill	AZ01053-0502*	FDSU FAILED SEWER SYSTEMS-DL2	Navajo Tribe Of Arizona, New Mexico And Utah	2	241	2	8	\$427,000	\$626,345,450
NA	AZ	Nahata Dził Navajo-Az	AZ01039-0401	Nahata Dził Septage Lagoon	Navajo Tribe Of Arizona, New Mexico And Utah	2	242	3	446	\$603,000	\$626,948,450
NA	AZ	Teestoh	AZ09184-0901	TEESTO SEPTAGE LAGOON	Navajo Tribe Of Arizona, New Mexico And Utah	2	243	3	195	\$467,000	\$627,415,450
NA	NM	Tohatchi	NM17483-0901	Buffalo Springs Pumphouse Replacement	Navajo Tribe Of Arizona, New Mexico And Utah	2	244	2	570	\$404,902	\$627,820,352
NA	AZ	Ganado	AZ01902-2002*	Ganado System WL Exts._ECO Infeasible	Navajo Tribe Of Arizona, New Mexico And Utah	2	245	3	41	\$21,346,000	\$649,166,352
NA	AZ	Tuba City	AZ03135-0703*	TUBA CITY SOUTH SEWER EXTENSIONS	Navajo Tribe Of Arizona, New Mexico And Utah	2	246	2	19	\$535,000	\$649,701,352
NA	AZ	Tuba City	AZ03135-0702*	TUBA CITY NW SEWERLINE - PHASE II	Navajo Tribe Of Arizona, New Mexico And Utah	2	247	2	76	\$2,881,000	\$652,582,352
NA	AZ	Tuba City	AZ03135-0701*	SIHASIN W49 TUBA CITY NW SEWERLINE - PHASE I	Navajo Tribe Of Arizona, New Mexico And Utah	2	248	2	40	\$1,602,000	\$654,184,352
NA	AZ	Ganado	AZ01902-2101*	Ganado WWTP Improvements Ph 1	Navajo Tribe Of Arizona, New Mexico And Utah	3	249	2	140	\$11,001,720	\$665,186,072
NA	AZ	Dilkon	AZ09158-0701	DILKON DIST- 7 TANK PAINTING	Navajo Tribe Of Arizona, New Mexico And Utah	2	250	3	238	\$351,852	\$665,537,924
NA	AZ	Kayenta	AZ09166-5501*	Kayenta SU Failed STDF 2022	Navajo Tribe Of Arizona, New Mexico And Utah	3	251	2	30	\$1,542,000	\$667,079,924
NA	NM	Chichiltah	NM17002-1202*	Chichiltah-Red Rock Failed STDF DL2	Navajo Tribe Of Arizona, New Mexico And Utah	2	252	2	3	\$69,600	\$667,149,524
NA	NM	Huerfano	NM24616-0802*	Blanco Canyon Re-chlorination Station	Navajo Tribe Of Arizona, New Mexico And Utah	2	253	3	42	\$1,531,000	\$668,680,524
NA	NM	Alamo	NM28341-1301*	ALAMO APACHE WELL (Drought Well) UPGRADE	Navajo Tribe Of Arizona, New Mexico And Utah	1	254	3	379	\$1,706,000	\$670,386,524
NA	AZ	Dilkon	AZ09158-2801*	WINSLOW DL3 ST/DF REPLACEMENT FY2023	Navajo Tribe Of Arizona, New Mexico And Utah	3	255	2	1	\$107,000	\$670,493,524
NA	UT	Aneth	UT19800-0802	Westwater-Blanding Off-Site City Water Improvements	Navajo Tribe Of Arizona, New Mexico And Utah	4	256	1	21	\$49,953	\$670,543,477
NA	AZ	White Cone	AZ09921-0901*	WHITE CONE TANK PAINTING	Navajo Tribe Of Arizona, New Mexico And Utah	1	257	2	394	\$186,545	\$670,730,022
NA	NM	Shiprock	NM24631-2202*	Shiprock Farm Area Sewer Ph III	Navajo Tribe Of Arizona, New Mexico And Utah	2	258	3	84	\$5,216,000	\$675,946,022
NA	NM	Navajo - Nm	NM17450-0901	Navajo Townsite Lagoon Expansion, Phase 2	Navajo Tribe Of Arizona, New Mexico And Utah	2	259	2	289	\$2,174,784	\$678,120,806
NA	AZ	Ganado	AZ01902-1200*	Ganado North Sewer Exts.	Navajo Tribe Of Arizona, New Mexico And Utah	1	260	3	31	\$3,309,000	\$681,429,806
NA	NM	Hogback	NM24614-0601	Hogback Solid Waste Dump Closure	Navajo Tribe Of Arizona, New Mexico And Utah	3	261	3	37	\$41,000	\$681,470,806
NA	AZ	Tolani Lake	AZ03132-1301	Tolani Lake Dump Closures	Navajo Tribe Of Arizona, New Mexico And Utah	3	262	3	51	\$81,000	\$681,551,806
NA	AZ	White Cone	AZ09921-1201	White Cone Chapter Solid Waste Open Dump	Navajo Tribe Of Arizona, New Mexico And Utah	3	263	3	87	\$291,000	\$681,842,806
NA	AZ	Dilkon	AZ09158-2401*	WINSLOW DL2 ST/DF REPLACEMENT FY2023	Navajo Tribe Of Arizona, New Mexico And Utah	2	264	2	5	\$314,000	\$682,156,806

Area	State	Community	Project No.	Project Name	Tribe Name	Project DL	Area Priority	Project Tier	Home Count	Project Cost	Cumulative Project Cost
NS	NY	St Regis Res	NY31884-1201	ST. Regis Mohawk - Transfer Station Upgrade	St. Regis Band Of Mohawk Indians Of New York	2	1	1	1559	\$2,524,905	\$2,524,905
NS	ME	The Strip	ME29015-2201	Passamaquoddy Tribe - Indian Township - Lagoon Complex Valve Pits Replacement	Passamaquoddy Tribe Of Maine -Indian Township	2	2	3	295	\$1,098,512	\$3,623,417
NS	NY	Lewiston	NY62362-0900	Tuscarora Individual Wastewater System Rehabilitation and Improvements	Tuscarora Nation Of New York	3	3	1	5	\$171,700	\$3,795,117
NS	NY	St Regis Res	NY31884-1101*	ST Regis Mohawk Wastewater Treatment Plant	St. Regis Band Of Mohawk Indians Of New York	2	4	2	134	\$9,702,533	\$13,497,650
NS	ME	Pleasant Pt	ME29010-3601*	Passamaquoddy Tribe - Pleasant Point - Middle Road Sewer Main Replacement	Passamaquoddy Tribe Of Maine- Pleasant Point	2	5	1	20	\$1,129,000	\$14,626,650
NS	NY	Hogansburg	NY31882-1101	ST. Regis Mohawk Replacement of Raquette point water main	St. Regis Band Of Mohawk Indians Of New York	2	6	1	158	\$3,650,078	\$18,276,728
NS	ME	Indian Islnd	ME19019-3601*	Penobscot Indian Nation - Wastewater Treatment Plant Upgrade	Penobscot Tribe Of Maine	2	7	1	301	\$12,523,600	\$30,800,328
NS	NY	St Regis Res	NY31884-1102	ST. Regis Mohawk Water Tower and Tank Rehabilitation	St. Regis Band Of Mohawk Indians Of New York	3	8	3	1476	\$720,000	\$31,520,328
NS	NY	St Regis Res	NY31884-1004	ST. Regis Mohawk - Raquette point River Crossing	St. Regis Band Of Mohawk Indians Of New York	2	9	2	161	\$1,485,725	\$33,006,053
NS	NY	Cattaraugus	NY09638-1702*	Seneca Versailles Plank Road Sewer Extension	Seneca Nation Of New York	2	10	2	38	\$1,004,000	\$34,010,053
NS	NY	Lewiston	NY62362-0501	Tuscarora TeePee Junkyard Site Closure	Tuscarora Nation Of New York	2	11	3	327	\$3,686,697	\$37,696,750
NS	NY	Irving Area	NY29884-1801*	Seneca Irving Sewer Extension	Seneca Nation Of New York	2	12	3	70	\$2,691,500	\$40,388,250
NS	NY	Jimmerson	NY09654-0801*	Seneca Jimersontown Water Repairs	Seneca Nation Of New York	1	13	3	176	\$2,751,243	\$43,139,493

Indian Health Service
FY 2022 Annual Report of Sanitation Deficiency Levels

Table with columns: Area, State, Community, Project No., Project Name, Tribe Name, Project DL, Area Priority, Project Tier, Home Count, Project Cost, Cumulative Project Cost. Contains 97 rows of project data.

Area	State	Community	Project No.	Project Name	Tribe Name	Project DL	Area Priority	Project Tier	Home Count	Project Cost	Cumulative Project Cost
OK	OK	Concho	OK09158-0E01	C&A/Concho Water Metering Improvements	Cheyenne-Arapaho Tribes, Ok	2	169	2	8	\$8,769	\$111,892,823
OK	OK	Webbers Fall	OK51685-1S01	CHEROKEE / Webbers Falls PWA - WW Lagoon Rehab	Cherokee Nation, Ok	3	170	3	52	\$140,082	\$112,032,905
OK	OK	Barnsdall	OK57744-0B01	OSAGE/Barnsdall Lake Waxhoma Spillway Reconstruction	Osage Nation	2	171	1	152	\$907,467	\$112,940,372
OK	OK	Park Hill	OK11194-0A01*	CHEROKEE / Burnt Cabin - SCWA_BC Water Connection	Cherokee Nation, Ok	2	172	2	48	\$1,002,366	\$113,942,738
OK	OK	Bernice	OK21300-0A01	CHEROKEE / Bernice PWA - New Primary Water Source	Cherokee Nation, Ok	2	173	2	41	\$401,508	\$114,344,246
OK	OK	Kaw	OK36476-0T02	KAW/Kaw City Wastewater Treatment Plant Improvements Phase II	Kaw Nation, Oklahoma	2	174	3	9	\$13,432	\$114,357,678
OK	OK	Mcintosh-Co	OK46999-0F01*	Creek/Vivian RWD #6 Mellette WLX	Muscogee (Creek) Nation	2	175	3	10	\$902,000	\$115,259,678
OK	OK	Concho	OK09158-0J01	C&A/Concho GWUDI Study & Construction Project (Planning)	Cheyenne-Arapaho Tribes, Ok	2	176	2	8	\$486,000	\$115,745,678
OK	OK	Kenefic	OK07129-0S01	Choctaw/Kenefic Lagoon Rehab	Choctaw Nation, Ok	2	177	3	4	\$10,653	\$115,756,331
OK	KS	Horton	KS07010-0E01	KS/KTIK Individual Water Meter Replacements	Kickapoo Tribe, Ks	2	178	2	21	\$26,076	\$115,782,407
OK	OK	Mcintosh-Co	OK46999-0S01*	Creek/Lahren Cluster Lagoon	Muscogee (Creek) Nation	3	179	2	4	\$135,000	\$115,917,407
OK	OK	Elgin	OK16247-0A01	Comanche/Elgin New Water Well	Comanche Nation, Oklahoma	2	180	3	98	\$17,800	\$115,935,207
OK	OK	Caddo-Co	OK08999-0E01	Wichita/Caddo Co RWD #3 - Woodland Road WLX	Wichita And Affiliated Tribes	2	181	2	16	\$111,200	\$116,046,407
OK	OK	Sasakwa	OK67890-0C01*	Seminole/Sasakwa RWD Water Main Rehab	Seminole Nation, Ok	2	182	3	35	\$1,574,120	\$117,620,527
OK	OK	Creek-Co	OK19999-0S01*	Creek/Bluebell Cluster Lagoon	Muscogee (Creek) Nation	2	183	3	3	\$113,000	\$117,733,527

Indian Health Service
FY 2022 Annual Report of Sanitation Deficiency Levels

Area	State	Community	Project No.	Project Name	Tribe Name	Project DL	Area Priority	Project Tier	Home Count	Project Cost	Cumulative Project Cost
PH	AZ	Supai	AZ03033-0203*	SUPAI - Water Improvements	Havasupai Tribe Of The Havasupai Reservation, Arizona	2	56	2	108	\$2,542,055	\$136,409,729
PH	NV	Moapa	NV02538-0101*	Moapa Sewer System Repairs	Moapa Band Of Paiute Indians Of The Moapa River Indian Reservation, Nevada	2	57	2	53	\$1,929,180	\$138,338,909
PH	AZ	Peridot Heights	AZ04064-0501	Upper Peridot, Moonbase, & Skill Center WSTs Rehab	San Carlos Apache Tribe Of The San Carlos Reservation Of Arizona	2	58	3	678	\$1,921,675	\$140,260,584
PH	AZ	Yuma-Co	AZ14999-1301	West Cocopah Water Treatment Plant Replacement	Cocopah Tribe Of Arizona	2	59	2	94	\$1,639,338	\$141,899,922
PH	AZ	Yuma-Co	AZ14999-2001*	East Cocopah Water Treatment Plant Replacement	Cocopah Tribe Of Arizona	2	60	2	61	\$2,796,178	\$144,696,100
PH	AZ	Whiteriver	AZ09990-2601*	WMAT - Reservation-Wide Tank Rehabs	White Mountain Apache Tribe Of The Fort Apache Indian Reservation, Arizona	1	61	3	3217	\$5,001,978	\$149,698,078
PH	AZ	Salt River	AZ07132-2101	SR Osborn Mesa Distribution System Replacement	Salt River Pima-Maricopa Ind. Comm., Of The Salt River Reservation, Arizona	2	62	2	15	\$259,806	\$149,957,884
PH	NV	Owyhee	NV04560-0401*	Chinatown Road Waterline Extension	Shoshone-Paiute Tribe Of The Duck Valley Reservation, Nevada	1	63	2	74	\$8,302,000	\$158,259,884
PH	UT	Uintah-Co	UT24999-0702*	U&O Yellowstone Sewer System Phase 2	Ute Indian Tribe Of The Uintah And Ouray Reservation, Utah	3	64	3	7	\$444,000	\$158,703,884
PH	AZ	Cutter	AZ04047-0501*	Beverly Hills to Skill Center Intertie	San Carlos Apache Tribe Of The San Carlos Reservation Of Arizona	2	65	1	47	\$2,750,990	\$161,454,874
PH	UT	Uintah-Co	UT24999-0201*	U&O Randlett Sewer Lagoon	Ute Indian Tribe Of The Uintah And Ouray Reservation, Utah	2	66	3	16	\$1,594,416	\$163,049,290
PH	AZ	Keams Canyon	AZ09971-0401*	Keams Canyon Water Tank Painting And Repairs	Hopi Tribe Of Arizona	1	67	3	81	\$187,530	\$163,236,820
PH	AZ	Yuma-Co	AZ14999-1902*	East Cocopah Sewer Upgrades	Cocopah Tribe Of Arizona	1	68	3	61	\$832,944	\$164,069,764
PH	AZ	Salt River	AZ07132-2001*	SR Palm Sycamore Distribution System Replacement	Salt River Pima-Maricopa Ind. Comm., Of The Salt River Reservation, Arizona	2	69	2	16	\$627,000	\$164,696,764
PH	AZ	Peach Sprgs	AZ08153-0401*	HUALAPAI - Clinic Tank Painting	Hualapai Tribe Of The Hualapai Indian Reservation, Arizona	1	70	2	267	\$232,845	\$164,929,609
PH	AZ	La Paz-Co	AZ15999-3103*	CRIT Watermain Looping/Replacement	Co River Ind. Tribes Of The Co River Ind. Res., Az And Ca	1	71	2	654	\$923,241	\$165,852,850

**Indian Health Service
FY 2022 Annual Report of Sanitation Deficiency Levels**

Area	State	Community	Project No.	Project Name	Tribe Name	Project DL	Area Priority	Project Tier	Home Count	Project Cost	Cumulative Project Cost
PO	OR	Ws Rural Jef	OR16265-2501	CTWS - Municipal Landfill Improvements	Confederated Tribes Of The Warm Springs Reservation, Oregon	2	56	2	924	\$10,681,883	\$131,525,917
PO	OR	Mission Area	OR30289-2001	CTUIR - Solid Waste Capacity Improvements	Confederated Tribes Of The Umatilla Reservation, Oregon	2	57	3	309	\$847,750	\$132,373,667
PO	WA	Upper Skagit	WA37225-1801	UPPER SKAGIT- Standpipe Replacement	Upper Skagit Indian Tribe, Wa	2	58	3	76	\$1,106,290	\$133,479,957
PO	WA	Mccoy Lake	WA33906-0801	STOI - McCoy Lake WST and Water Main Extension	Spokane Tribe Of The Spokane Reservation, Washington	2	59	3	115	\$975,177	\$134,455,134
PO	OR	Ws Rural Jef	OR16265-2401*	CTWS - Schoolie Flat Water System Rehabilitation	Confederated Tribes Of The Warm Springs Reservation, Oregon	2	60	3	43	\$1,534,185	\$135,989,319
PO	ID	Lapwai	ID35182-1002*	NPT - Domebo Flats Sewer Main Extension	Nez Perce Tribe Of Idaho, Nez Perce Reservation, Idaho	1	61	2	26	\$603,098	\$136,592,417

Area	State	Community	Project No.	Project Name	Tribe Name	Project DL	Area Priority	Project Tier	Home Count	Project Cost	Cumulative Project Cost
TU	AZ	Menegers Dam	AZ10008-0501*	MENEGERS DAM NORTH WATER EXTENSION	Tohono O'Odham Nation,Az	5	1	1	4	\$479,000	\$479,000
TU	AZ	St.James Rch	AZ10072-0001*	ST. JAMES RANCH WATER & SEWER	Tohono O'Odham Nation,Az	4	2	2	5	\$1,276,000	\$1,755,000
TU	AZ	Pima-Co	AZ10999-3601*	MODULAR BATHROOM-WATER & SEWER-GROUP 3	Tohono O'Odham Nation,Az	5	3	3	10	\$675,000	\$2,430,000
TU	AZ	Jackrabbit	AZ11088-0301*	JACKRABBIT WATER TANK	Tohono O'Odham Nation,Az	2	4	3	9	\$674,000	\$3,104,000
TU	AZ	Little Tucson	AZ10009-0401*	LITTLE TUCSON MAIN REPLACEMENTS	Tohono O'Odham Nation,Az	2	5	1	40	\$1,108,000	\$4,212,000
TU	AZ	Sil Nakya	AZ10070-0201	SIL NAKYA LIFT STATION EROSION IMPROVEMENTS	Tohono O'Odham Nation,Az	2	6	3	21	\$311,000	\$4,523,000
TU	AZ	San Lucy Vil	AZ07137-0501	SAN LUCY LAGOON EROSION IMPROVEMENTS	Tohono O'Odham Nation,Az	2	7	3	85	\$899,820	\$5,422,820
TU	AZ	Sells	AZ10067-1601	SELLS TOPAWA ROAD WATER SYSTEM IMPROVEMENTS	Tohono O'Odham Nation,Az	2	8	2	66	\$1,072,290	\$6,495,110
TU	AZ	Chuichu	AZ11085-0401*	CHUICHU WATER MAIN REPLACEMENT	Tohono O'Odham Nation,Az	2	9	2	81	\$2,261,000	\$8,756,110
TU	AZ	Jackrabbit	AZ11088-0002*	JACKRABBIT WATER MAIN UPGRADES	Tohono O'Odham Nation,Az	2	10	1	9	\$518,000	\$9,274,110
TU	AZ	Pisinimo	AZ10014-0401*	PISINEMO LAGOON LINER REPLACEMENT	Tohono O'Odham Nation,Az	2	11	2	77	\$3,539,725	\$12,813,835
TU	AZ	Santa Rosa	AZ10034-0701*	SANTA ROSA LIFT STATION PIPING REHAB	Tohono O'Odham Nation,Az	1	12	3	129	\$110,084	\$12,923,919