



To: Director of IHS Maternal & Child Health Program
IHS Area Chief Medical Officers
IHS Area Immunization Coordinators
Tribal Epidemiology Centers

From: Amy Groom, IHS Immunization Program Manger

Subject: First Quarter FY 2008 Immunization Report (Oct 1, 2007 – Dec. 31, 2007)

Date: Feb. 22nd, 2008

3-27 Month Old Report

The Indian Health Service and tribal immunization programs report on the immunization status of American Indian and Alaska Native children 3-27 months of age. These reports are submitted to the Division of Epidemiology on a quarterly basis. The criteria listed below are used to monitor coverage in the following age groups:

Age Group	Vaccines	Age Group	Vaccine
3-4 months	<ul style="list-style-type: none"> • DTAP1 • IPV 1 • Hib 1 • Hepatitis B 1 • (PNE1)[†] • (ROTA1)[†] 	16-18 months	<ul style="list-style-type: none"> • DTAP 3 • IPV 2 • MMR 1 • Hib 3 • Hepatitis B 2 • (Varicella)[†] • (PNE4)[†] • (ROTA3)[†]
5-6 Months	<ul style="list-style-type: none"> • DTAP 2 • IPV 2 • Hib 2 • Hepatitis B 2 • (PNE2)[†] • (ROTA2)[†] 	19-23 months	<ul style="list-style-type: none"> • DTAP 4 • IPV 3 • MMR 1 • Hib 3 • Hepatitis B 3 • (Varicella)[†] • (PNE4)[†] • (ROTA3)[†]
7-15 months	<ul style="list-style-type: none"> • DTAP 3 • IPV 2 • Hib 2 • Hepatitis B 2 • (PNE3)[†] • (ROTA3)[†] 	24-27 months	<ul style="list-style-type: none"> • DTAP 4 • IPV 3 • MMR 1 • Hib 3 • Hepatitis B 3 • (Hepatitis A1)[†] • (Varicella)[†] • (PNE4)[†] • (ROTA3)[†]

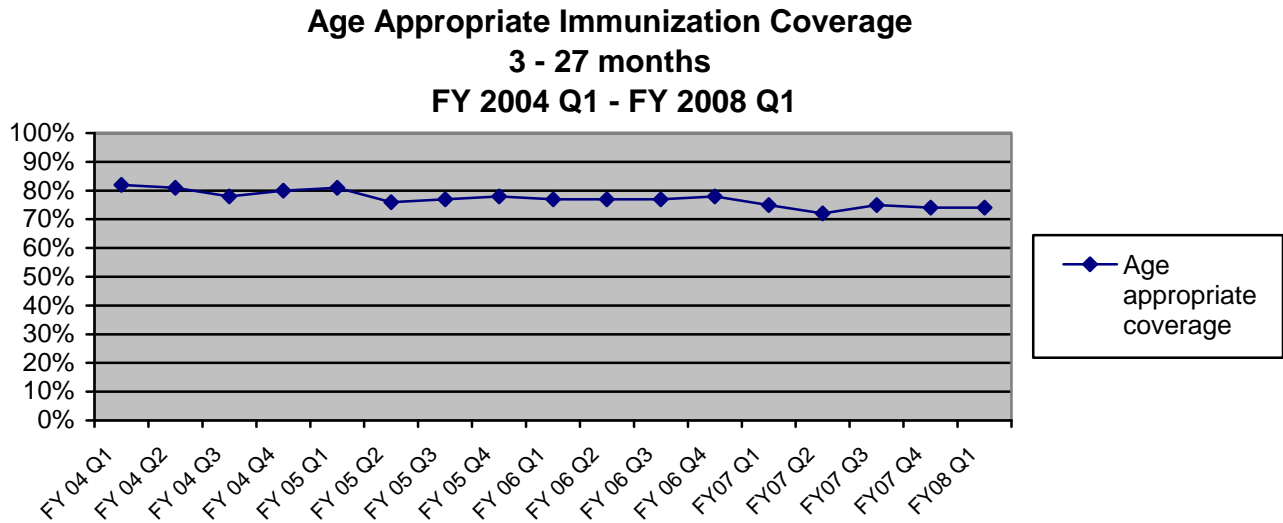
† Not included in Age appropriate immunization coverage calculations

Pneumococcal conjugate vaccine (PNE), rotavirus vaccine (ROTA), varicella vaccine (VAR) and hepatitis A, though recommended, are not included in overall coverage calculations. Data on PNE, ROTA, VAR and hepatitis A vaccine coverage are reported where available.

Summary

For FY 2008 Q1, 12 IHS Areas submitted immunization reports from IHS, tribal, and urban Indian health centers (I/T/U). This composite report provides information on the immunization status of 34,601 children 3-27 months old. Of these, 25,604 or 74% received all age-appropriate vaccinations compared to 74% (26,348/35,534) children 3-27 months in the 4th Quarter of FY 2007 [Figure 1]. Coverage by Area is included in the spreadsheet.

Figure 1



Population included in Reports

The IHS User population includes children who receive care at I/T/U health care facilities. For FY08 Q1 the immunization reports captured 67% of the 3-27 month old user population (34,601/51,494) compared to 69% in FY07 Q4.

Two Year Old Report

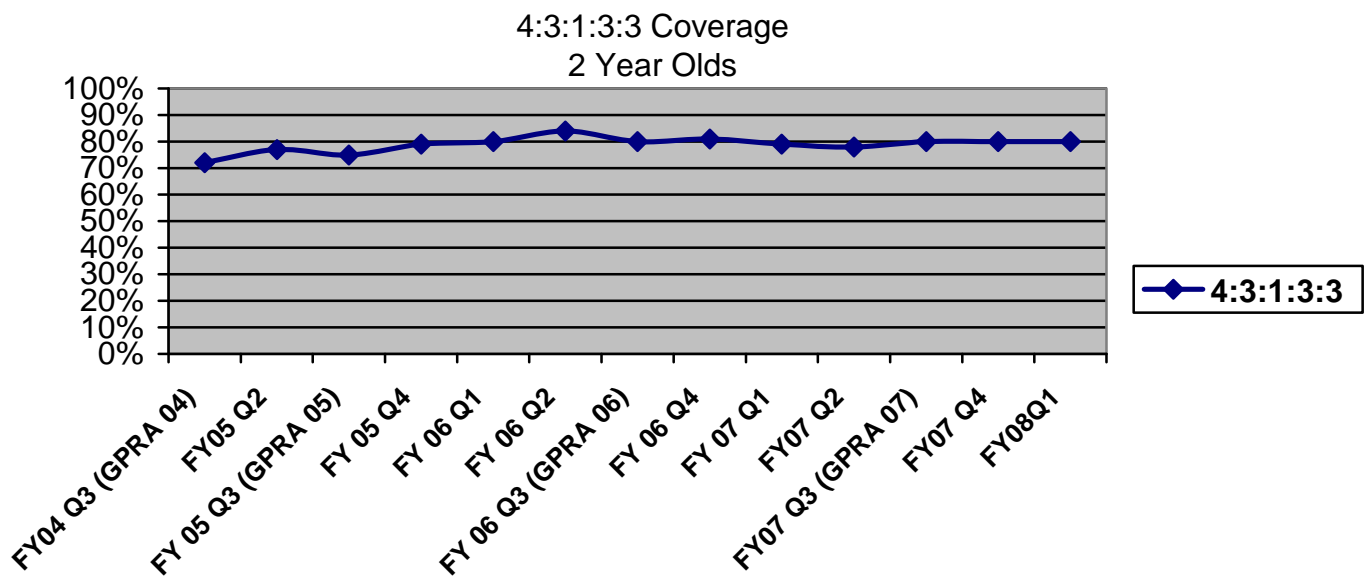
In addition to the 3-27 month old reports, we collect reports on 2 year old children (children 19-35 months old). These reports are submitted quarterly to the IHS Division of Epidemiology to monitor progress towards the GPRA childhood immunization indicator.

The 4:3:1:3:3 series (4 DTaP, 3 IPV, 1 MMR, 3 Hib, 3 Hep B) and 4:3:1:3:3:1 (4 DTaP, 3 IPV, 1 MMR, 3 Hib, 3 Hep B , 1 VAR) are used to monitor coverage in this age group; the HP 2010 and GPRA goal is 80% with these 2 series.

4:3:1:3:3 Series

For FY 2008 Q1 the 12 IHS Areas combined reported on 25,238 two year olds. Of these 20,261, or 80%, had completed the 4:3:1:3:3 series compared to 80% (20,135/25,052) in FY 2007 Q4. [Figure 2]. Coverage by Area is included in the spreadsheet.

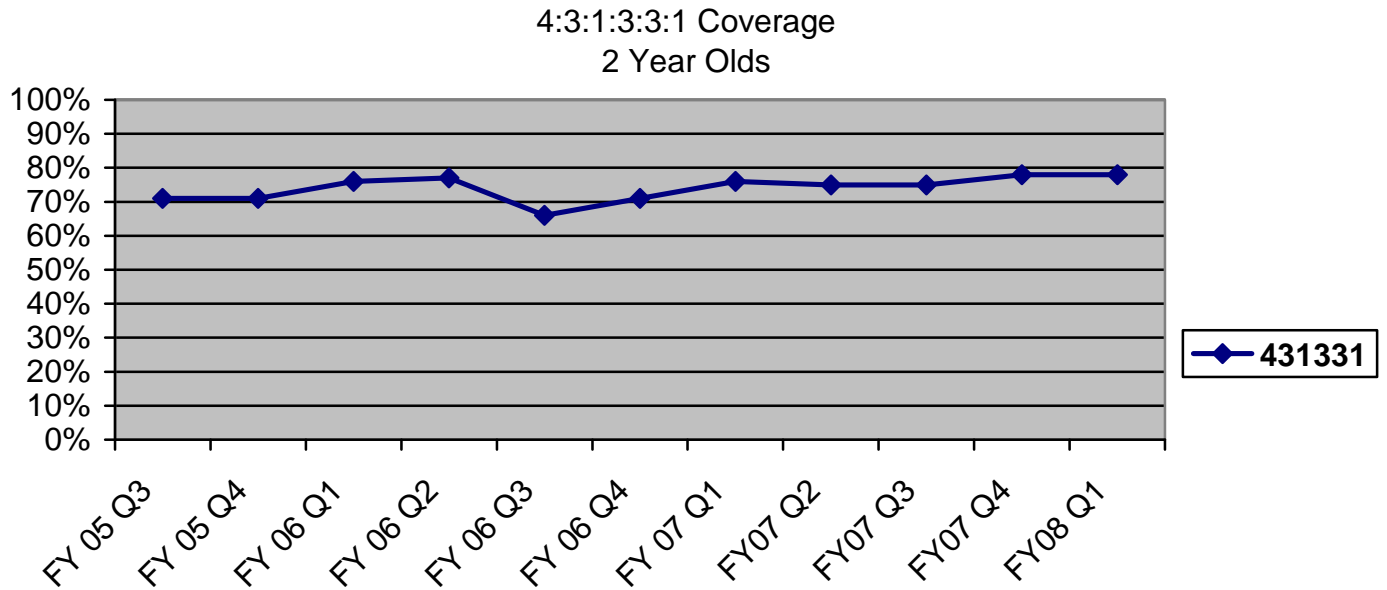
Figure 2



4:3:1:3:3:1 Series

In FY 2008 Q1 78% (19,698 / 25,238) of two year olds had completed the 4:3:1:3:3:1 vaccine series compared to 78% (19,422 / 25,052) in FY 2007 Q4 [Figure 3]. Coverage by Area is included in the spreadsheet.

Figure 3



Population included in Reports

The IHS User population includes children who receive care at I/T/U health care facilities. For FY08 Q1 the immunization reports captured 67% of the 19 – 35 month old user population (25,238/37,850) compared 66% in FY07 Q4.

Adolescent Report

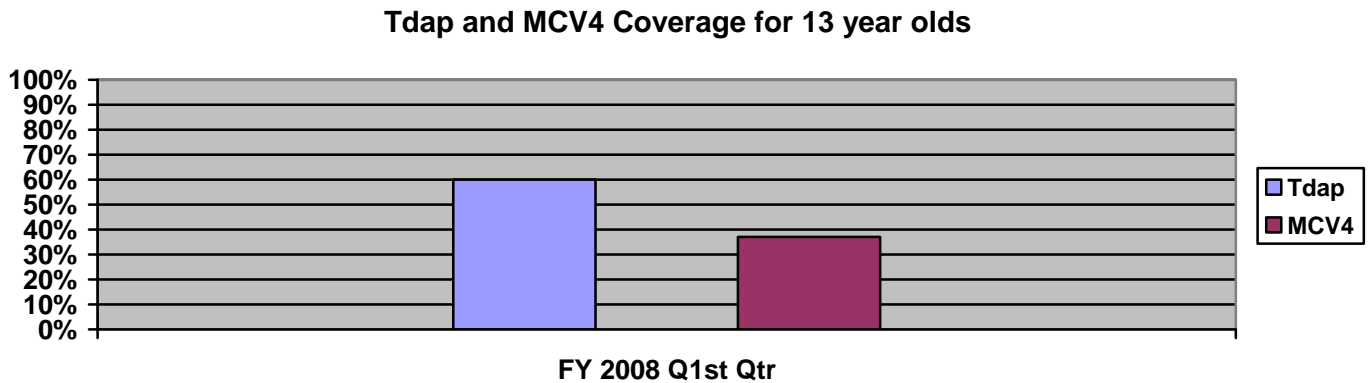
In FY 2008 Q1 the Adolescent Immunization Report was collected for the first time. All 12 IHS Areas submitted data from I/T/U sites on adolescents 13 – 17 years (date of birth between January 1st, 1990 – December 31st, 1994). This report is designed to monitor uptake of “recently” recommended adolescent vaccines (e.g. tetanus toxoid, reduced diphtheria toxoid and acellular pertussis [Tdap], meningococcal conjugate [MCV4], and human papillomavirus [HPV] vaccines) and monitor coverage in the adolescent population with the following recommended childhood vaccines: 3 doses of hepatitis B, 2 doses of MMR, 2 doses of Varicella/Hx of chickenpox. A summary of immunization coverage for 13 year olds and 13 –17 year olds with these vaccines is included below.

Immunization Coverage with Tdap and Menactra for 13 year olds, Males and Females

The ACIP recommendation for the routine administration of Tdap vaccine to adolescents was passed in June 2005. The ACIP recommendation for the routine administration of MCV4 vaccine to adolescents was passed in February 2005. The preferred age for the administration of these vaccines is 11 – 12 years of age.

For FY 2008 Q1 the 12 IHS Areas reported on 8,806 13 year olds. Coverage with Tdap for all Areas combined was 60% (5281/8806) [Figure 4], with individual Area level coverage ranging from 26% – 68%. Coverage with MCV4 for all Areas combined was 37% (3284/8806) [Figure 4], with individual Area level coverage ranging from 10% to 67%. Complete data by Area are included in the attached spreadsheet.

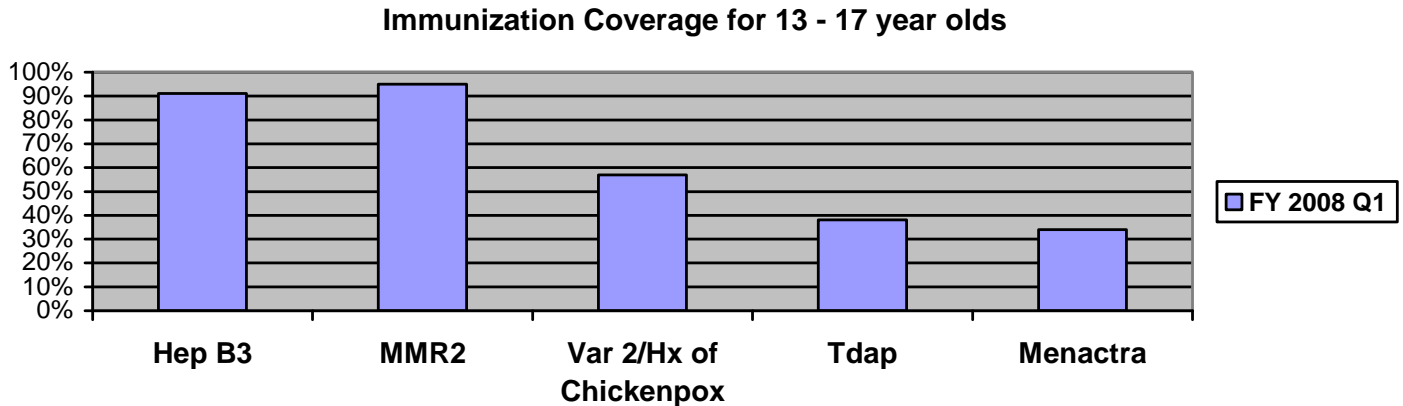
Figure 4



Immunization Coverage for 13 – 17 year olds, Males and Females

For FY 2008 Q1 the 12 Areas combined reported on 43,529 13 – 17 year olds. Of those, 91% (39,470/43,529) had received had received 3 doses of Hepatitis B vaccine, 95% (41,247/43,529) had received 2 doses of MMR vaccine, 57% (24,803/43,529) had received 2 doses of Varicella vaccine or had a documented history of chickenpox, 38% (16,625/43,529) had received 1 dose of Tdap vaccine and 34%(14,784/43,529) had received 1 dose of Menactra vaccine [Figure 5]. Data by Area are included in the spreadsheet.

Figure 5



HPV Coverage for 13 – 17 year olds, Females Only

The ACIP recommendation for the routine administration of HPV vaccine was passed in June 2006. Routine vaccination is recommended for 11 – 12 year olds, with catch up vaccination for 13 – 26 year olds.

For FY 2008 Q1 the 12 Areas combined reported on 25,600 females 13 – 17 years of age. Of those, 28% (7109/25,600) had received 1 dose of HPV, 13% (3276/25,600) had received 2 doses of HPV and 3% (758/25,600) had received 3 dose of HPV [Figure 6]. Coverage by Area ranged from 16% - 60% for HPV1, 6% - 29% for HPV2, and 0 – 9% for HPV 3. Complete data by Area are included in the spreadsheet.

Figure 6

