



**Indian Health Service  
5300 Homestead Rd. NE  
Albuquerque, NM 87110**

**To:** Director of IHS Maternal & Child Health Program  
IHS Area Chief Medical Officers  
IHS Area Immunization Coordinators  
Tribal Epidemiology Centers

**From:** Amy Groom, IHS Immunization Program Manager

**Subject:** First Quarter FY 2010 Immunization Report (October 1, 2009 – December 31, 2009)  
**Date:** February 26th, 2010

The Indian Health Service, Tribal and Urban Indian immunization programs report on the immunization status of American Indian and Alaska Native (AI/AN) children 3-27 months of age, 19 – 35 months of age, and AI/AN adolescents 13 – 17 years of age. These reports are submitted to the IHS Division of Epidemiology and Disease Prevention on a quarterly basis.

**3-27 Month Old Report**

The 3 – 27 month report is designed to help programs ensure timely vaccination and identify children who may be falling behind so they can be brought up to date. The criteria listed below are used to monitor coverage in the following age groups:

<b>Age Group</b>	<b>Vaccines</b>	<b>Age Group</b>	<b>Vaccines</b>
<b>3-4 months</b>	<ul style="list-style-type: none"> <li>• DTAP1</li> <li>• IPV 1</li> <li>• Hib 1</li> <li>• Hepatitis B 1</li> <li>• (PNE1)<sup>†</sup></li> <li>• (ROTA1)<sup>†</sup></li> </ul>	<b>16-18 months</b>	<ul style="list-style-type: none"> <li>• DTAP 3</li> <li>• IPV 2</li> <li>• MMR 1</li> <li>• Hib 3</li> <li>• Hepatitis B 2</li> <li>• (Varicella)<sup>†</sup></li> <li>• (PNE4)<sup>†</sup></li> <li>• (ROTA3)<sup>†</sup></li> </ul>
<b>5-6 Months</b>	<ul style="list-style-type: none"> <li>• DTAP 2</li> <li>• IPV 2</li> <li>• Hib 2</li> <li>• Hepatitis B 2</li> <li>• (PNE2)<sup>†</sup></li> <li>• (ROTA2)<sup>†</sup></li> </ul>	<b>19-23 months</b>	<ul style="list-style-type: none"> <li>• DTAP 4</li> <li>• IPV 3</li> <li>• MMR 1</li> <li>• Hib 3</li> <li>• Hepatitis B 3</li> <li>• (Varicella)<sup>†</sup></li> <li>• (PNE4)<sup>†</sup></li> <li>• (ROTA3)<sup>†</sup></li> </ul>
<b>7-15 months</b>	<ul style="list-style-type: none"> <li>• DTAP 3</li> <li>• IPV 2</li> <li>• Hib 2</li> <li>• Hepatitis B 2</li> <li>• (PNE3)<sup>†</sup></li> <li>• (ROTA3)<sup>†</sup></li> </ul>	<b>24-27 months</b>	<ul style="list-style-type: none"> <li>• DTAP 4</li> <li>• IPV 3</li> <li>• MMR 1</li> <li>• Hib 3</li> <li>• Hepatitis B 3</li> <li>• (Hepatitis A1)<sup>†</sup></li> <li>• (Varicella)<sup>†</sup></li> <li>• (PNE4)<sup>†</sup></li> <li>• (ROTA3)<sup>†</sup></li> </ul>

† Not included in Age appropriate immunization coverage calculations

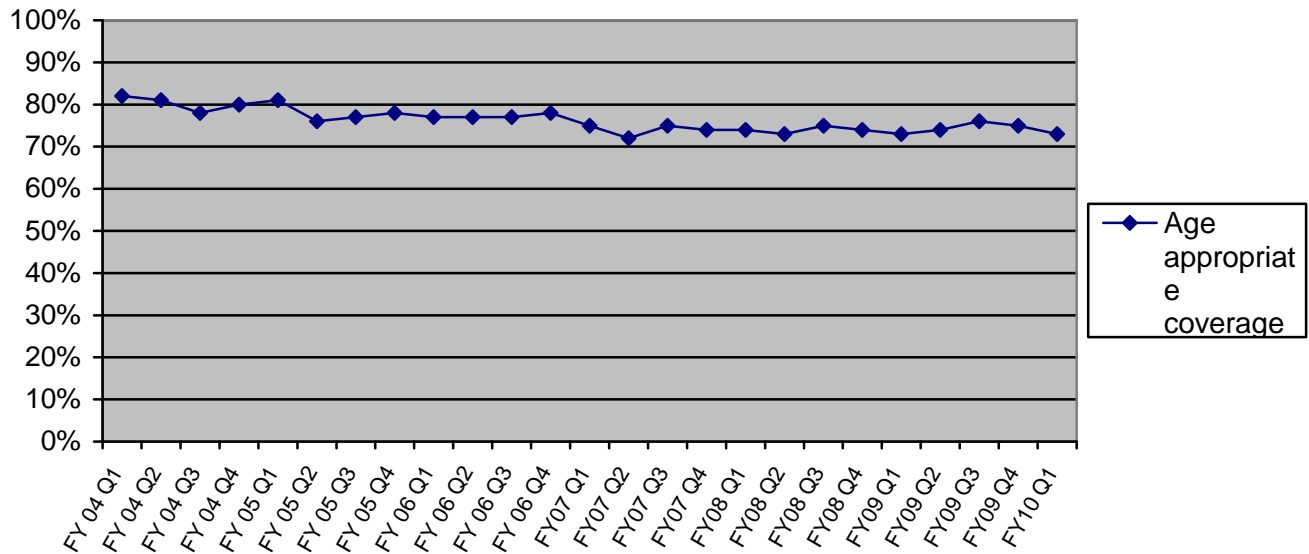
Pneumococcal conjugate vaccine (PNE), rotavirus vaccine (ROTA), varicella vaccine (VAR) and hepatitis A, though recommended, are not included in overall age appropriate coverage calculations. Data on PNE, ROTA, VAR and hepatitis A vaccine coverage are reported where available.

## Summary

For FY 2010 Q1, 12 IHS Areas submitted immunization reports from IHS, Tribal, and Urban Indian health centers (I/T/U). This composite report provides information on the immunization status of 34,463 children 3-27 months old. Of these, 25,229 or 73% received all age-appropriate vaccinations compared to 75% (24,029/32,118) of children 3-27 months in the 4th Quarter of FY 2009 [Figure 1]. Coverage by Area is included in the spreadsheet.

Figure 1

### Age Appropriate Immunization Coverage 3 - 27 months FY 2004 Q1 - FY 2010 Q1



## Two Year Old Report

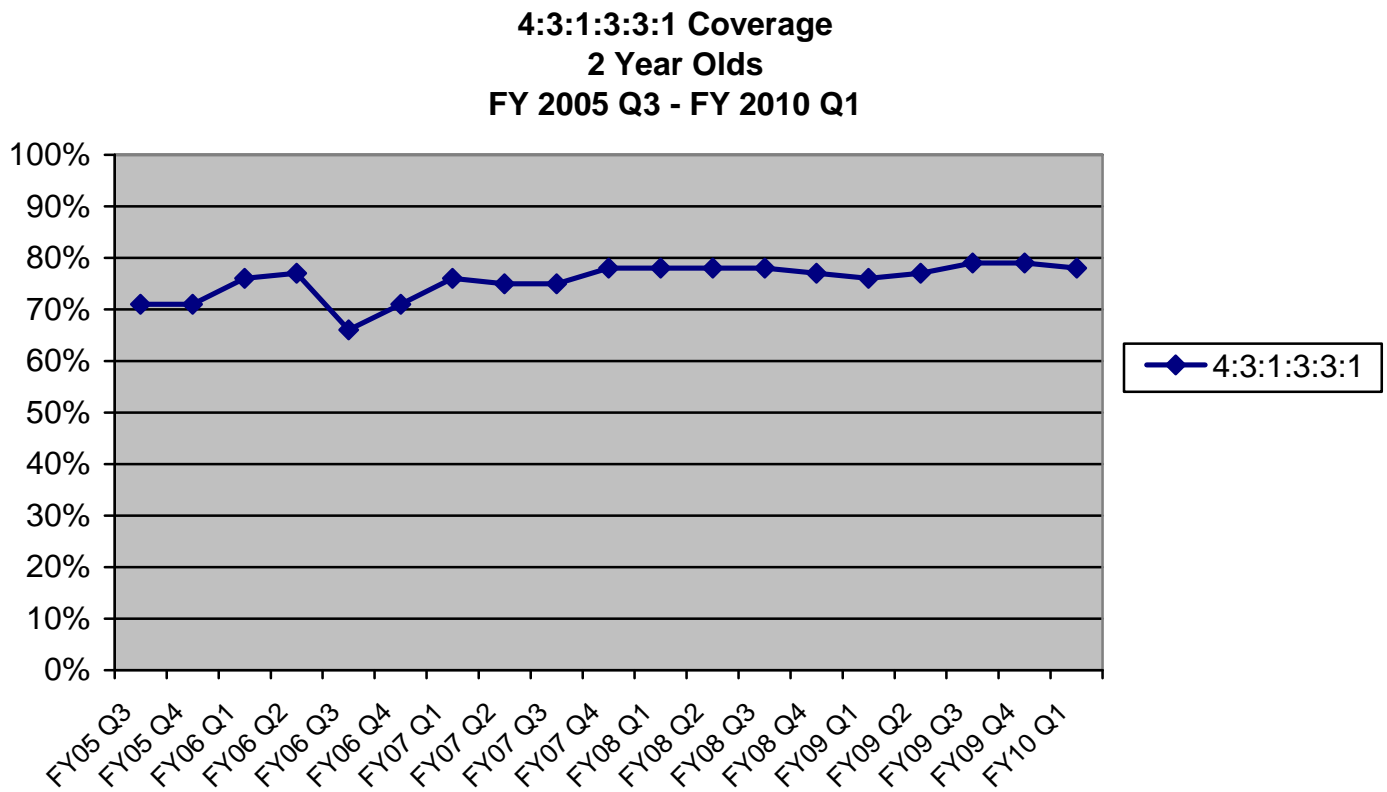
The Two year old reports (children 19-35 months old) are used to monitor progress towards the GPRA childhood immunization indicator.

As of 2010, the 4:3:1:3:3:1 (4 DTaP, 3 IPV, 1 MMR, 3 Hib, 3 Hep B , 1 VAR) series is used to monitor coverage in this age group; the HP 2010 and GPRA goal is 80% with this series, and 90% coverage with each individual vaccine in the series.

### 4:3:1:3:3:1 Series

In FY 2010 Q1, 78% (19,733/25,371) of two year olds had completed the 4:3:1:3:3:1 vaccine series compared to 79% (19,973/25,167) in FY 2009 Q4 [Figure 3]. Coverage by Area is included in the spreadsheet.

Figure 3



## Adolescent Report

The Adolescent Immunization Report was collected for the first time in FY 2008 Q1. This report collects data on adolescents 13 – 17 years and is designed to monitor uptake of “recently” recommended adolescent vaccines (e.g. tetanus toxoid, reduced diphtheria toxoid and acellular pertussis [Tdap], meningococcal conjugate [MCV4], and human papillomavirus [HPV] vaccines) and monitor coverage in the adolescent population with the following recommended childhood vaccines: 1 dose of Td or Tdap, 3 doses of hepatitis B, 2 doses of MMR, 2 doses of Varicella/Hx of chickenpox. A summary of immunization coverage for 13 year olds and 13 –17 year olds with these vaccines is included below.

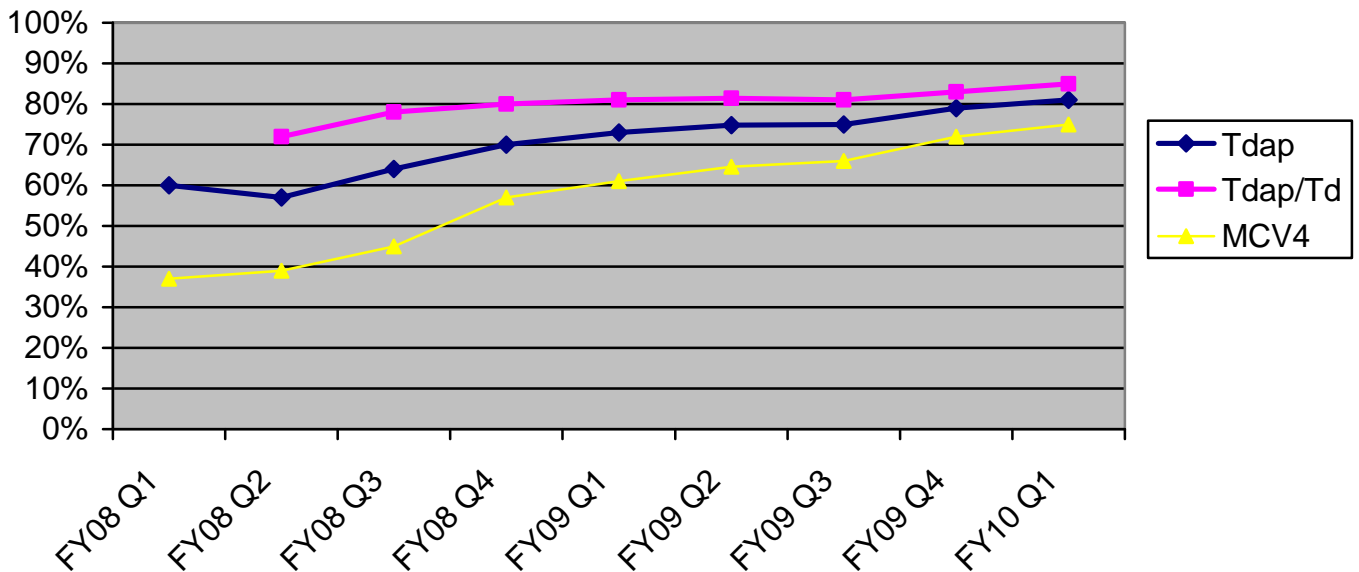
### Immunization Coverage with Tdap and MCV4 for 13 year olds, Males and Females

For FY 2010 Q1 the 12 IHS Areas combined reported on 13,333 thirteen year olds compared to 12,474 thirteen year olds in FY 2009 Q4. Of those, 81% (10,746/13,333) had received 1 dose of Tdap vaccine, 85% (11,270/13,333) had received 1 dose of Tdap/Td vaccine and 75% (10,024/13,333) had received 1 dose of MCV4 vaccine. By comparison, in FY 2009 Q4 79% (9,823/12,474) of 13 years olds had received 1 dose of Tdap vaccine, 83% (10,394/12,474) received 1 dose of Tdap/Td vaccine and 72% (9,002/12,474) had received 1 dose of MCV4 vaccine. [Figure 4].

In FY 2010 Q1, coverage by Area ranged from 64% - 87% for Tdap, 68% - 92% for Tdap/Td, and 54% - 91% for MCV4. Coverage by Area is included in the spreadsheet.

Figure 4

Tdap, Tdap/Td, and MCV4 Coverage for 13 year olds  
FY 2008 Q1 - FY 2010 Q1



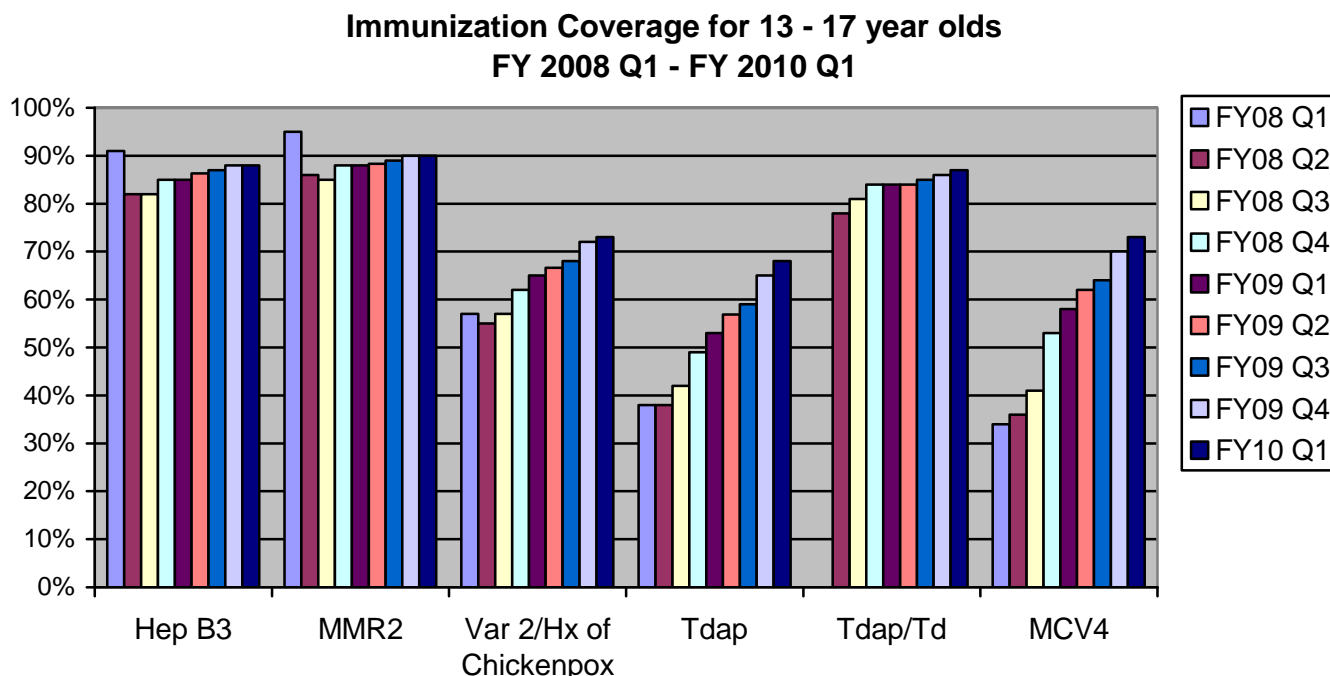
## Immunization Coverage for 13 – 17 year olds, Males and Females

For FY 2010 Q1 the 12 IHS Areas combined reported on 65,057 13 – 17 year olds compared to 61,317 in FY 2009 Q4.

Of those, 88% (57,292/65,057) had received 3 doses of hepatitis B vaccine, 90% (58,277/65,057) had received 2 doses of MMR vaccine, 73% (47,773/65,057) had received 2 doses of Varicella vaccine or had a documented history of chickenpox, 68% (44,437/65,057) had received 1 dose of Tdap vaccine, 87% (56,349/65,057) had received 1 dose of Tdap or Td and 73% (47,368/65,057) had received 1 dose of MCV4 vaccine. Coverage by Area is included in the spreadsheet.

For FY 2009 Q4 coverage for 13 – 17 years olds was as follows: 88% (53,832/61,317) with 3 doses of hepatitis B vaccine; 90% (54,901/61,317) with 2 doses of MMR; 72% (43,858/61,317) with 2 doses of Varicella vaccine or had a documented history of chickenpox; 65% (39,603/61,317) with 1 dose of Tdap vaccine; 86% (52,890/61,317) with 1 dose of Tdap/Td; and 70% (42,969/61,317) with 1 dose of MCV4 vaccine [Figure 5].

**Figure 5**



## HPV Coverage for 13 – 17 year olds, Females Only

For FY 2010 Q1 the 12 IHS Areas combined reported on 34,622 females 13 – 17 years of age compared to 33,464 in FY 2009 Q4. Of these, 69% (23,782/34,622) had received 1 dose of HPV, 53% (18,379/34,622) had received 2 doses of HPV and 36% (12,464/34,622) had received 3 doses of HPV.

For FY 2009 Q4, 66% (22,049/33,464) of females received 1 dose of HPV, 49% (16,315/33,464) received 2 doses of HPV, and 32% (10,837/33,464) received 3 doses of HPV [Figure 6].

For FY 2010 Q1, Coverage by Area ranged from 49% - 91% for HPV1, 36% - 78% for HPV2, and 24% – 53% for HPV 3. Coverage by Area is included in the spreadsheet.

**Figure 6**

HPV Coverage for Females 13 - 17 years  
FY 2008 Q1 - FY 2010 Q1

