



**Indian Health Service
5300 Homestead Rd. NE
Albuquerque, NM 87110**

To: Director of IHS Maternal & Child Health Program
IHS Area Chief Medical Officers
IHS Area Immunization Coordinators
Tribal Epidemiology Centers

From: Amy Groom, IHS Immunization Program Manager

Subject: Fourth Quarter FY 2009 Immunization Report (July 1, 2009 – September 30, 2009)

Date: January 8th, 2010

The Indian Health Service, Tribal and Urban Indian immunization programs report on the immunization status of American Indian and Alaska Native (AI/AN) children 3-27 months of age, 19 – 35 months of age, and AI/AN adolescents 13 – 17 years of age. These reports are submitted to the IHS Division of Epidemiology and Disease Prevention on a quarterly basis.

3-27 Month Old Report

The 3 – 27 month report is designed to help programs ensure timely vaccination and identify children who may be falling behind so they can be brought up to date. The criteria listed below are used to monitor coverage in the following age groups:

Age Group	Vaccines	Age Group	Vaccines
3-4 months	<ul style="list-style-type: none"> • DTAP1 • IPV 1 • Hib 1 • Hepatitis B 1 • (PNE1)[†] • (ROTA1)[†] 	16-18 months	<ul style="list-style-type: none"> • DTAP 3 • IPV 2 • MMR 1 • Hib 3 • Hepatitis B 2 • (Varicella)[†] • (PNE4)[†] • (ROTA3)[†]
5-6 Months	<ul style="list-style-type: none"> • DTAP 2 • IPV 2 • Hib 2 • Hepatitis B 2 • (PNE2)[†] • (ROTA2)[†] 	19-23 months	<ul style="list-style-type: none"> • DTAP 4 • IPV 3 • MMR 1 • Hib 3 • Hepatitis B 3 • (Varicella)[†] • (PNE4)[†] • (ROTA3)[†]
7-15 months	<ul style="list-style-type: none"> • DTAP 3 • IPV 2 • Hib 2 • Hepatitis B 2 • (PNE3)[†] • (ROTA3)[†] 	24-27 months	<ul style="list-style-type: none"> • DTAP 4 • IPV 3 • MMR 1 • Hib 3 • Hepatitis B 3 • (Hepatitis A1)[†] • (Varicella)[†] • (PNE4)[†] • (ROTA3)[†]

† Not included in Age appropriate immunization coverage calculations

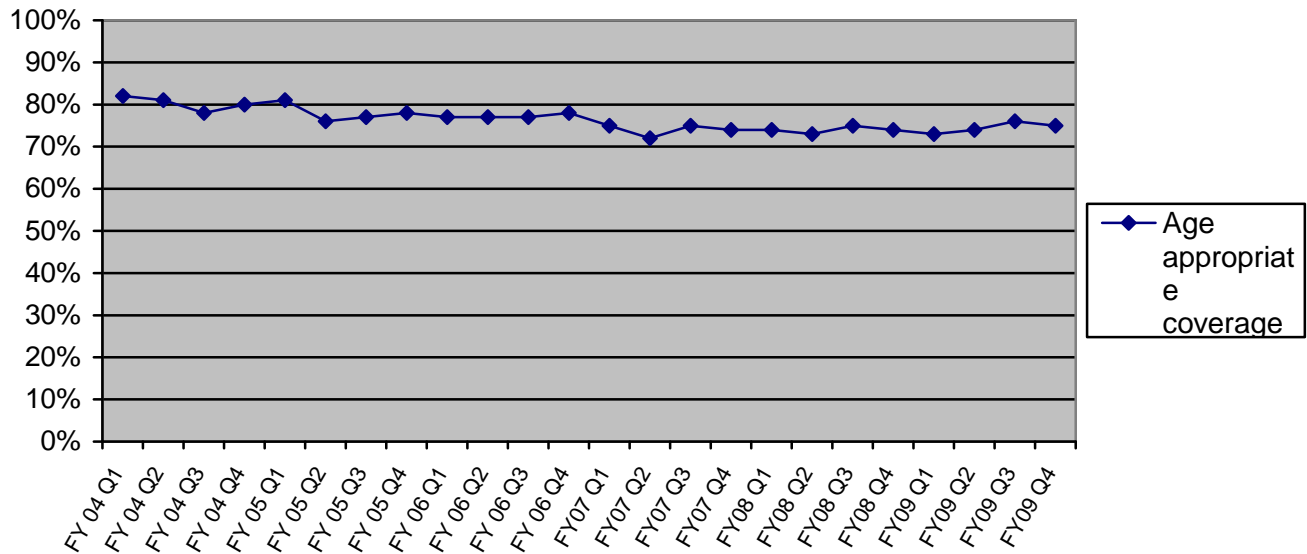
Pneumococcal conjugate vaccine (PNE), rotavirus vaccine (ROTA), varicella vaccine (VAR) and hepatitis A, though recommended, are not included in overall age appropriate coverage calculations. Data on PNE, ROTA, VAR and hepatitis A vaccine coverage are reported where available.

Summary

For FY 2009 Q4, 12 IHS Areas submitted immunization reports from IHS, Tribal, and Urban Indian health centers (I/T/U). This composite report provides information on the immunization status of 32,118 children 3-27 months old. Of these, 24,029 or 75% received all age-appropriate vaccinations compared to 76% (25,369/33,288) of children 3-27 months in the 3rd Quarter of FY 2009 [Figure 1]. Coverage by Area is included in the spreadsheet.

Figure 1

Age Appropriate Immunization Coverage 3 - 27 months FY 2004 Q1 - FY 2009 Q4



Two Year Old Report

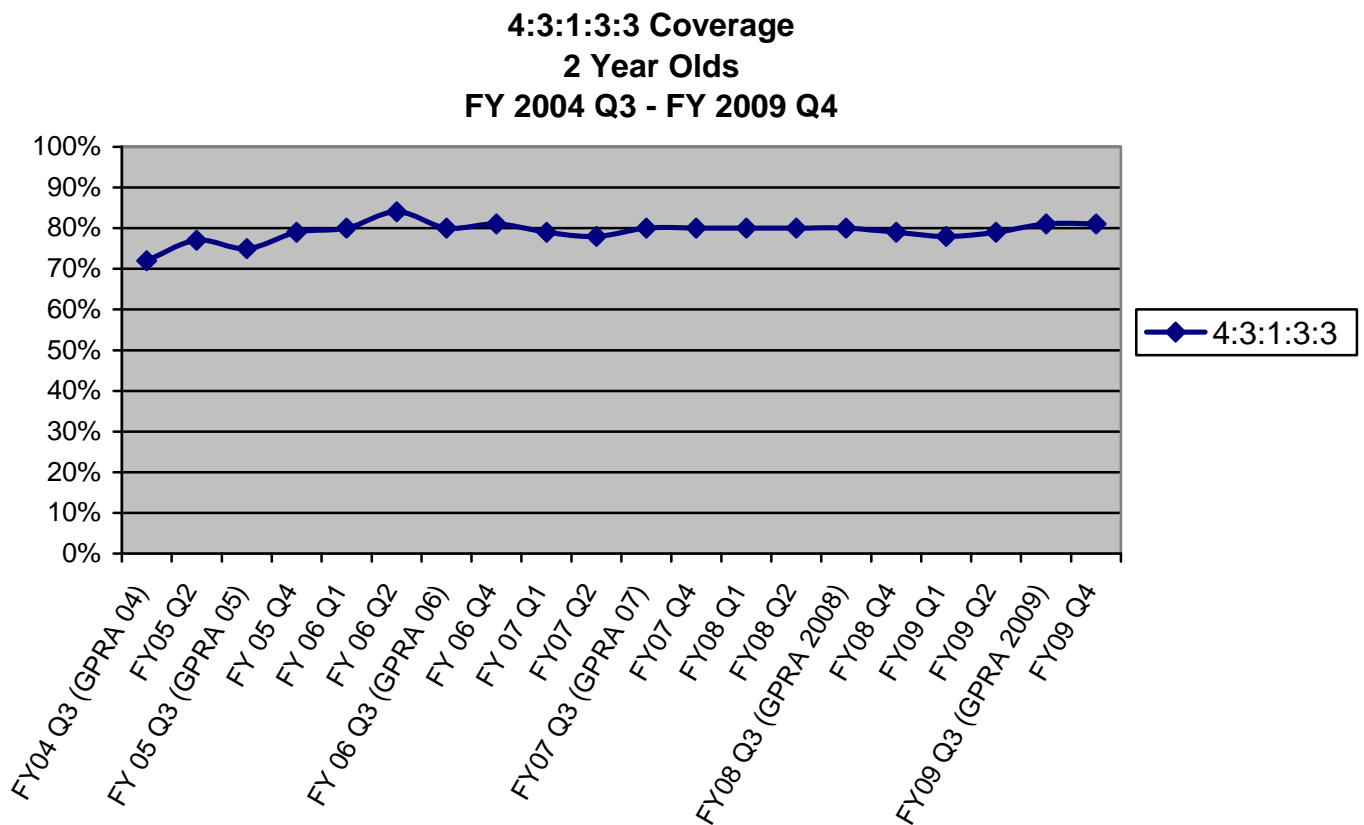
The Two year old reports (children 19-35 months old) are used to monitor progress towards the GPRA childhood immunization indicator.

The 4:3:1:3:3 series (4 DTaP, 3 IPV, 1 MMR, 3 Hib, 3 Hep B) and 4:3:1:3:3:1 (4 DTaP, 3 IPV, 1 MMR, 3 Hib, 3 Hep B , 1 VAR) are used to monitor coverage in this age group; the HP 2010 and GPRA goal is 80% with these 2 series.

4:3:1:3:3 Series

For FY 2009 Q4 the 12 IHS Areas combined reported on 24,760 two year olds. Of these 20,053 or 81%, had completed the 4:3:1:3:3 series compared to 81% (20,398/25,167) in FY 2009 Q3. [Figure 2]. Coverage by Area is included in the spreadsheet.

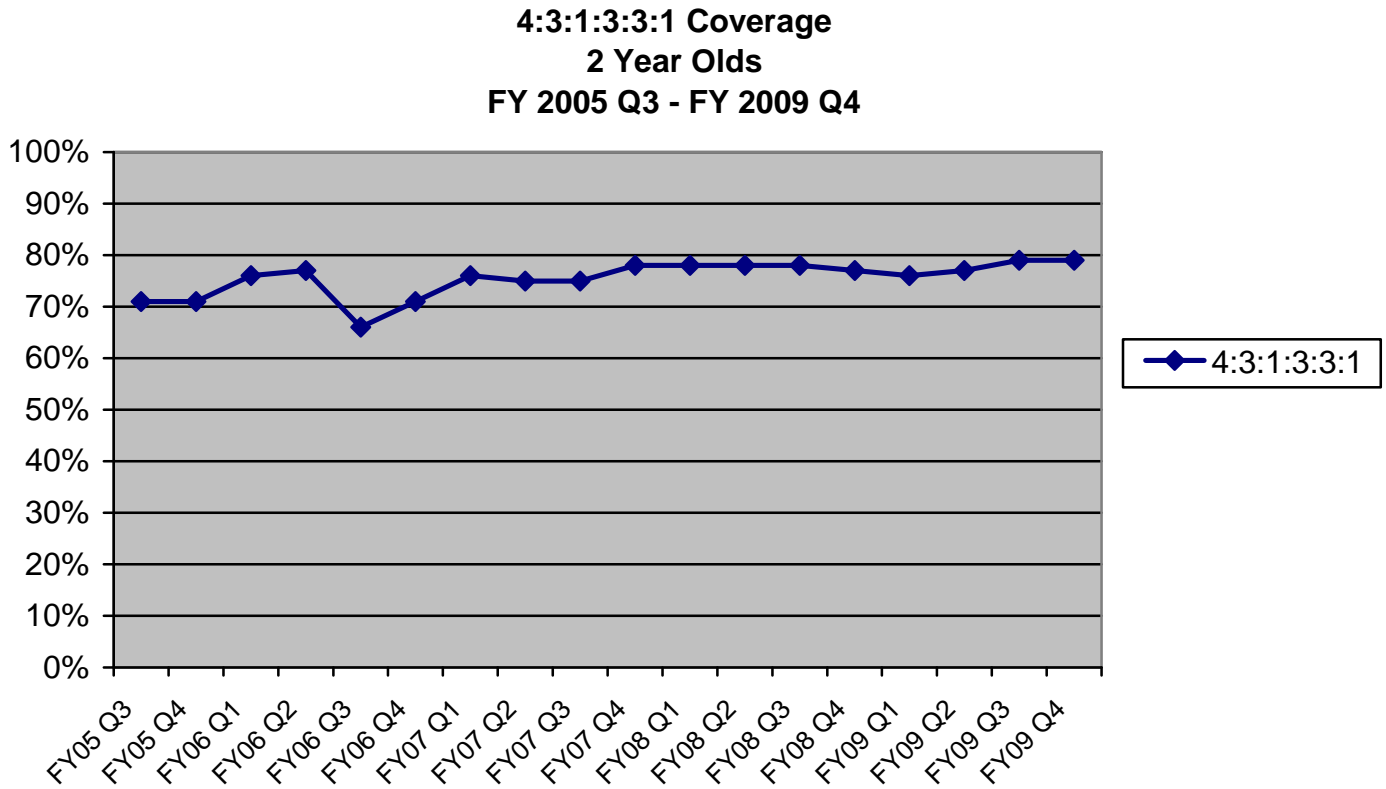
Figure 2



4:3:1:3:3:1 Series

In FY 2009 Q4, 79% (19,683/24,760) of two year olds had completed the 4:3:1:3:3:1 vaccine series compared to 79% (19,973/25,167) in FY 2009 Q3 [Figure 3]. Coverage by Area is included in the spreadsheet.

Figure 3



Adolescent Report

The Adolescent Immunization Report was collected for the first time in FY 2008 Q1. This report collects data on adolescents 13 – 17 years and is designed to monitor uptake of “recently” recommended adolescent vaccines (e.g. tetanus toxoid, reduced diphtheria toxoid and acellular pertussis [Tdap], meningococcal conjugate [MCV4], and human papillomavirus [HPV] vaccines) and monitor coverage in the adolescent population with the following recommended childhood vaccines: 1 dose of Td or Tdap, 3 doses of hepatitis B, 2 doses of MMR, 2 doses of Varicella/Hx of chickenpox. A summary of immunization coverage for 13 year olds and 13 –17 year olds with these vaccines is included below.

Immunization Coverage with Tdap and MCV4 for 13 year olds, Males and Females

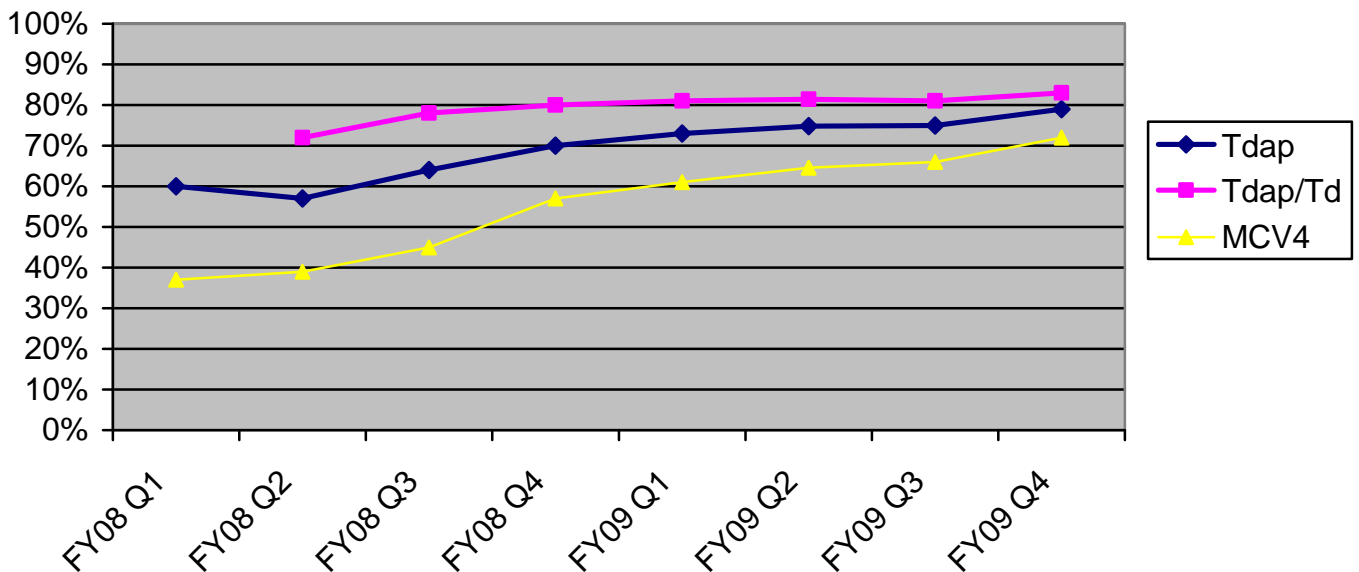
The ACIP recommendation for the routine administration of Tdap vaccine to adolescents was passed in June 2005. The ACIP recommendation for the routine administration of MCV4 vaccine to adolescents was passed in February 2005. The preferred age for the administration of these vaccines is 11 – 12 years of age.

For FY 2009 Q4 the 12 IHS Areas combined reported on 12,474 thirteen year olds compared to 12,752 thirteen year olds in FY 2009 Q3. Of those, 79% (9,823/12,474) had received 1 dose of Tdap vaccine, 83% (10,394/12,474) had received 1 dose of Tdap/Td vaccine and 72% (9,002/12,474) had received 1 dose of MCV4 vaccine. By comparison, in FY 2009 Q3 75% (9,613/12,752) of 13 years olds had received 1 dose of Tdap vaccine, 81% (10,378/12,752) received 1 dose of Tdap/Td vaccine and 66% (8,447/12,752) had received 1 dose of MCV4 vaccine. [Figure 4].

In FY 2009 Q4, coverage by Area ranged from 59% - 88% for Tdap, 62% - 91% for Tdap/Td, and 52% - 88% for MCV4. Coverage by Area is included in the spreadsheet.

Figure 4

Tdap, Tdap/Td, and MCV4 Coverage for 13 year olds
FY 2008 Q1 - FY 2009 Q4

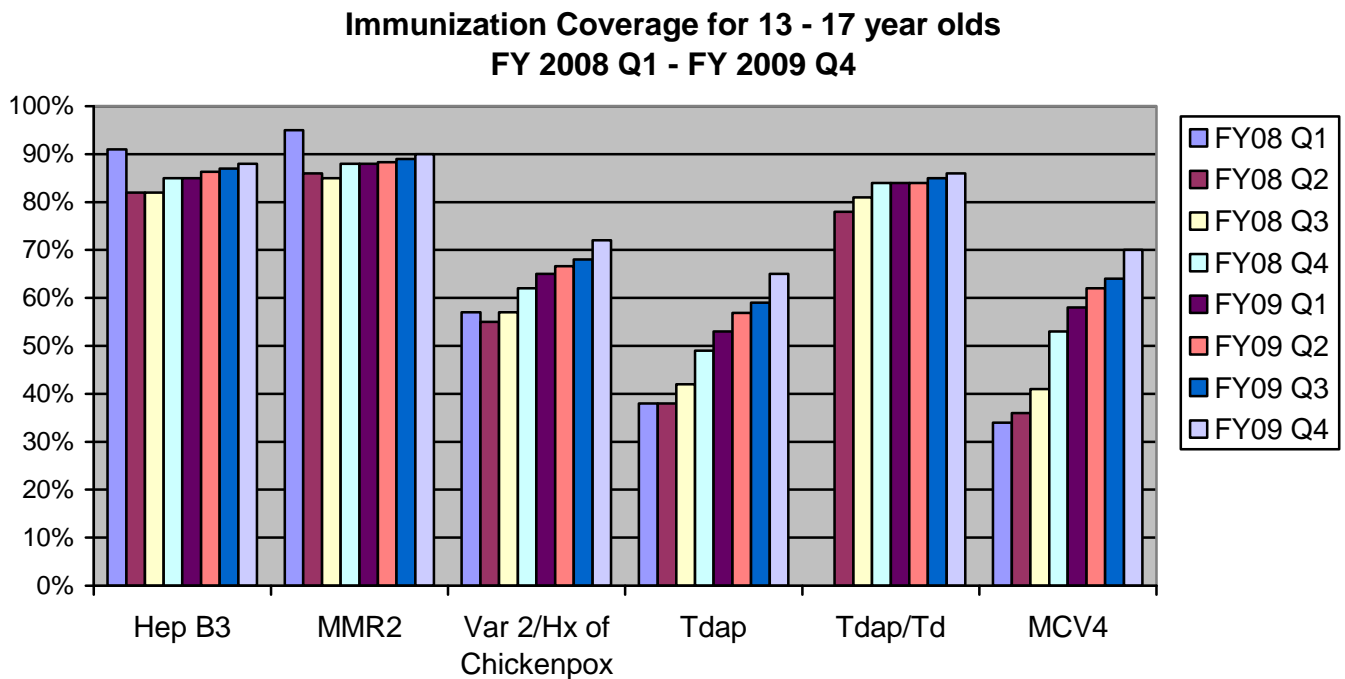


Immunization Coverage for 13 – 17 year olds, Males and Females

For FY 2009 Q4 the 12 IHS Areas combined reported on 61,317 13 – 17 year olds compared to 62,833 in FY 2009 Q3. Of those, 88% (53,832/61,317) had received 3 doses of hepatitis B vaccine, 90% (54,901/61,317) had received 2 doses of MMR vaccine, 72% (43,858/61,317) had received 2 doses of Varicella vaccine or had a documented history of chickenpox, 65% (39,603/61,317) had received 1 dose of Tdap vaccine, 86% (52,890/61,317) had received 1 dose of Tdap or Td and 70% (42,969/61,317) had received 1 dose of MCV4 vaccine. Coverage by Area is included in the spreadsheet.

For FY 2009 Q3, coverage for 13 – 17 years olds was as follows: 87% (54,421/62,833) with 3 doses of hepatitis B vaccine; 89% (55,710/62,833) with 2 doses of MMR; 68% (42,493/62,833) with 2 doses of Varicella vaccine or had a documented history of chickenpox; 59% (37,369/62,833) with 1 dose of Tdap vaccine; 85% (53,260/62,833) with 1 dose of Tdap/Td; and 64% (40,328/62,833) with 1 dose of MCV4 vaccine [Figure 5].

Figure 5



HPV Coverage for 13 – 17 year olds, Females Only

The ACIP recommendation for the routine administration of HPV vaccine was passed in June 2006. Routine vaccination is recommended for 11 – 12 year olds, with catch up vaccination for 13 – 26 year olds.

For FY 2009 Q4 the 12 IHS Areas combined reported on 33,464 females 13 – 17 years of age compared to 34,424 in FY 2009 Q3. Of these, 66% (22,049/33,464) had received 1 dose of HPV, 49% (16,315/33,464) had received 2 doses of HPV and 32% (10,837/33,464) had received 3 doses of HPV.

For FY 2009 Q3, 61% (20,922/34,424) of females received 1 dose of HPV, 43% (14,813/34,424) received 2 doses of HPV, and 27% (9,347/34,424) received 3 doses of HPV [Figure 6].

For FY 2009 Q4, Coverage by Area ranged from 53% - 90% for HPV1, 38% - 75% for HPV2, and 24% – 51% for HPV 3. Coverage by Area is included in the spreadsheet.

Figure 6

HPV Coverage for Females 13 - 17 years
FY 2008 Q1 - FY 2009 Q4

