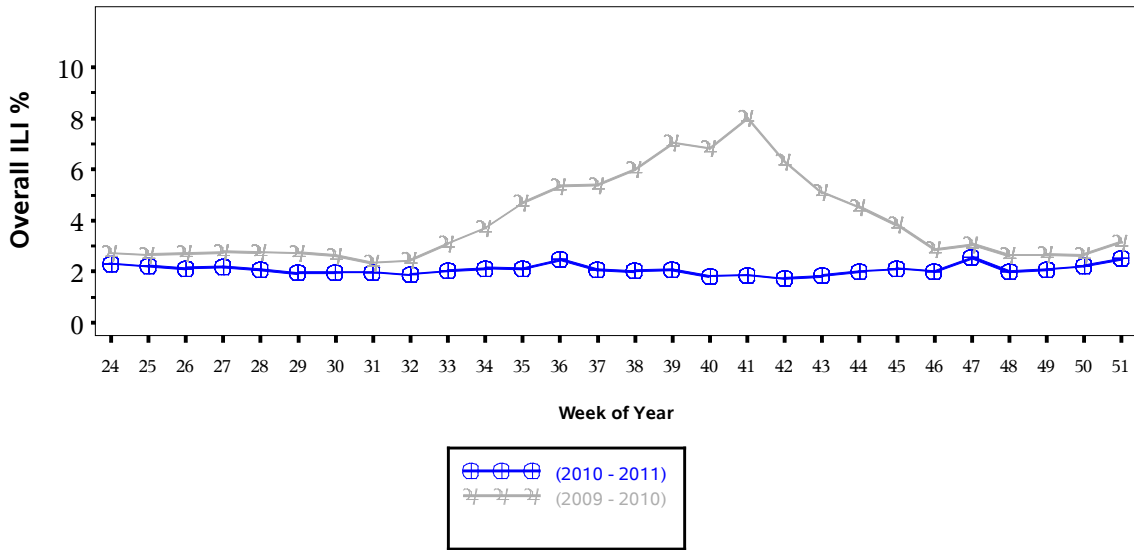




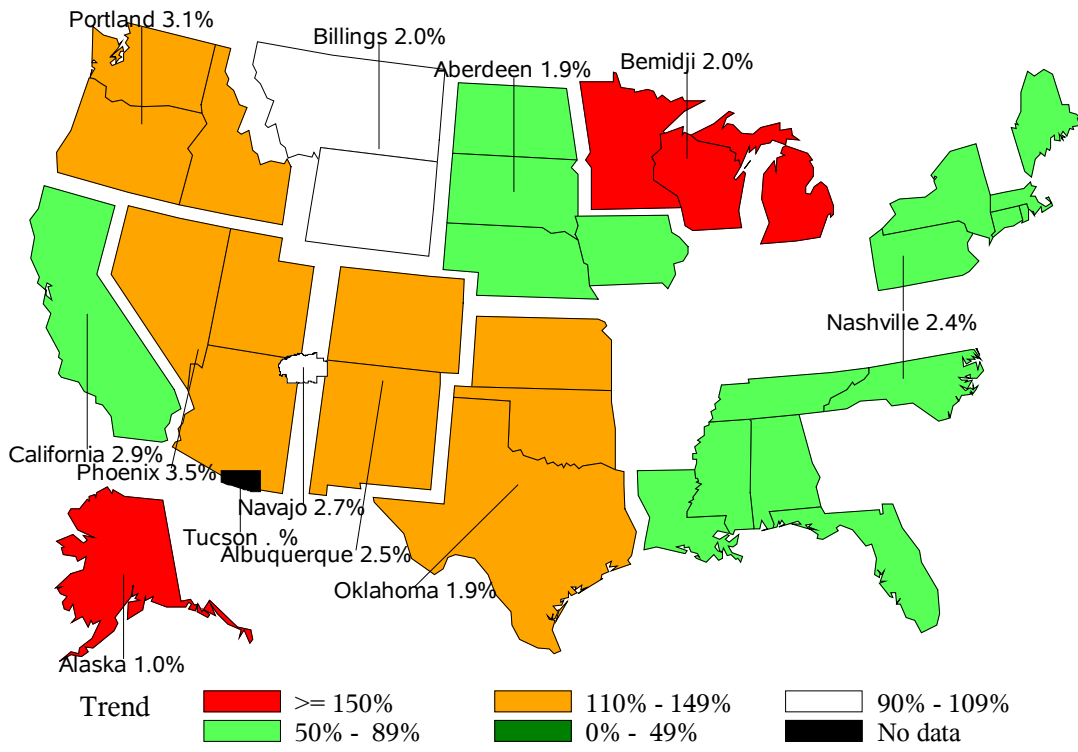
Indian Health Service
Division of Epidemiology and Disease Prevention
Influenza Surveillance Report
IHS Influenza Awareness System (IIAS)
#4 (Week 51: 12/19/2010 – 12/25/2010)

Percentage of Visits for Influenza-like Illness (ILI) per week
Overall ILI % (ILI visits per week / Total visits per week)
(ILI) in IHS, Weeks 24 (06/13/2010)
through 51 (12/25/2010)



All data are preliminary and may change as more reports are received.

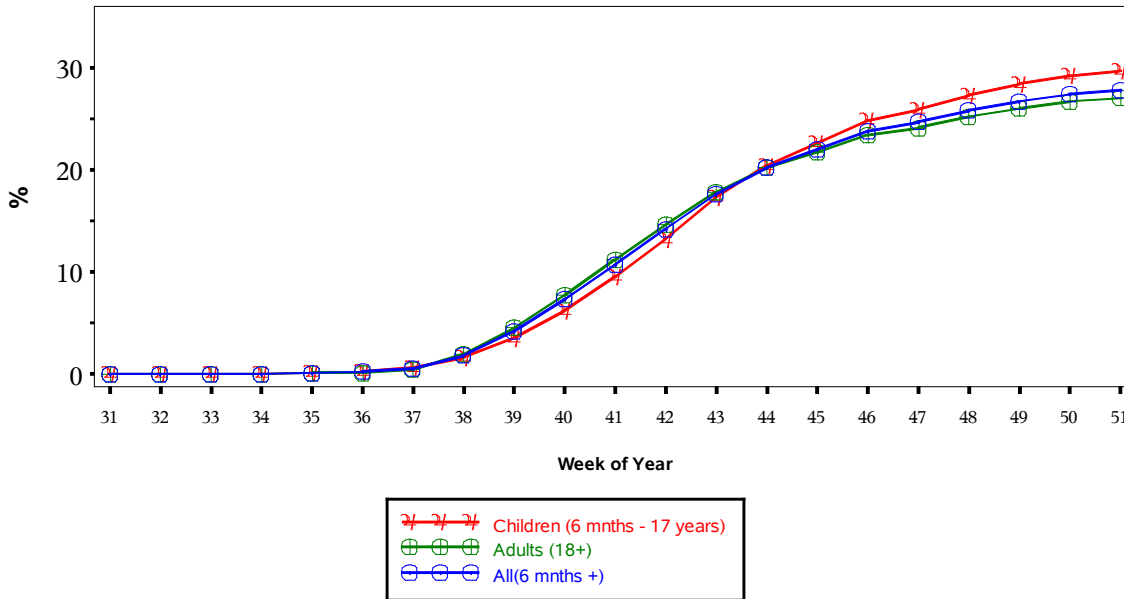
% of Visits for ILI, Week 51



IHS Influenza Vaccination Surveillance

- As of 12/25/2010, sites reporting to the IIAS have administered 269,556 doses of seasonal influenza vaccine to Active Clinical* patients.

Influenza Vaccine Coverage, IHS Influenza Awareness System Weeks 31 (08/01/2010) through 51 (12/25/2010), 2010 - 2011



(Active Clinical Population covered by the IIAS)

Table 1: Influenza Vaccination Coverage by Age Group

Age Group	Active Clinical Population	1 dose Seasonal Flu Vaccine	% Seasonal flu (1 dose)	2 dose Seasonal Flu Vaccine	% Seasonal flu (2 dose)
0	3,872	55	1.4	14	0.4
6-23 months	23,421	11,382	48.6	2,728	11.6
2-4 years	62,464	17,946	28.7	1,929	3.1
5-17 years	199,751	55,448	27.8		
18-49 years	433,065	93,785	21.7		
50-64 years	151,576	52,733	34.8		
65+ years	82,896	33,591	40.5		
Children (6 mths - 17 years)	285,636	84,776	29.7		
Adults (18+)	667,537	180,109	27.0		
All (6 mths +)	953,173	264,885	27.8		

* Active Clinical population is defined as patients who have had at least 2 visits in the last 3 years

Table 2: Influenza Vaccination Coverage by Risk Group

Risk Group	Active Clinical Population	1 dose Seasonal Flu Vaccine	% Seasonal flu (1 dose)
Asthma	104,867	15,469	14.8
Diabetes	123,499	33,013	26.7
Pregnant	6,735	1,956	29.0

* Active Clinical population is defined as patients who have had at least 2 visits in the last 3 years

Summary

- This report includes data from the following # of RPMS databases:

IHS Area	# of RPMS Databases Reporting
Aberdeen	15
Alaska	8
Albuquerque	7
Bemidji	3
Billings	9
California	22
Nashville	9
Navajo	6
Oklahoma	21
Phoenix	17
Portland	21
Tucson	2
All Areas	140

- Overall, there is an overall increase in ILI in IHS nationwide and in several Areas.
- Slight increases in vaccination coverage.
- U.S. general population influenza vaccine coverage estimates for Nov. 2010ⁱ, based on self-report (not medical chart review) are:
 - 6 months – 17 yrs: 30.6% (± 5.0%);
 - 18+ yrs: 33.5% (± 2.5%);
 - All ages: 32.8% (± 2.4%).

While these estimates are higher than those reported by I/T/U sites through the IIAS, differences in survey methodology may account for some of the difference.

ⁱ <http://www.cdc.gov/flu/pdf/vaccination/rapidflusurvey.pdf>