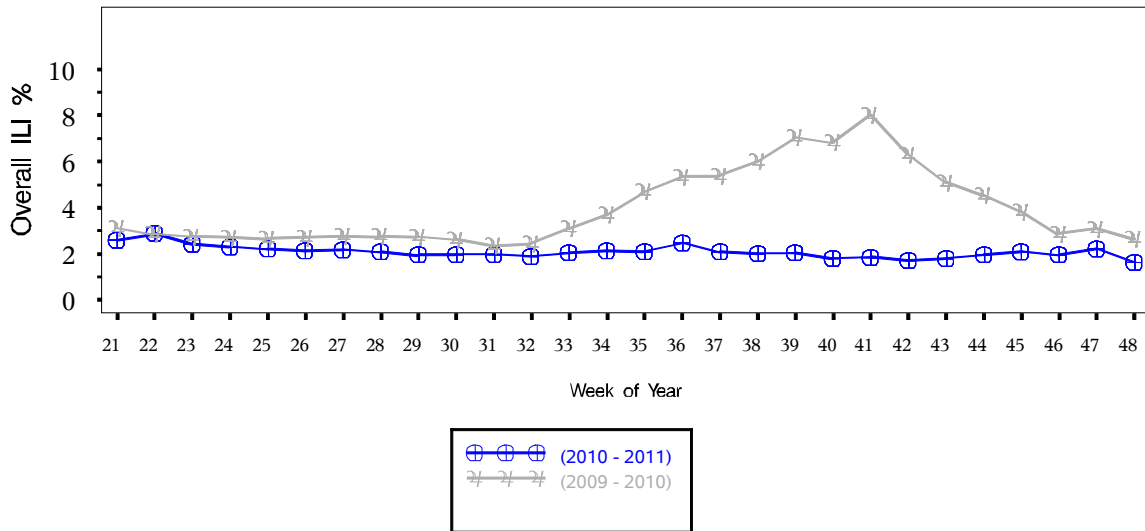




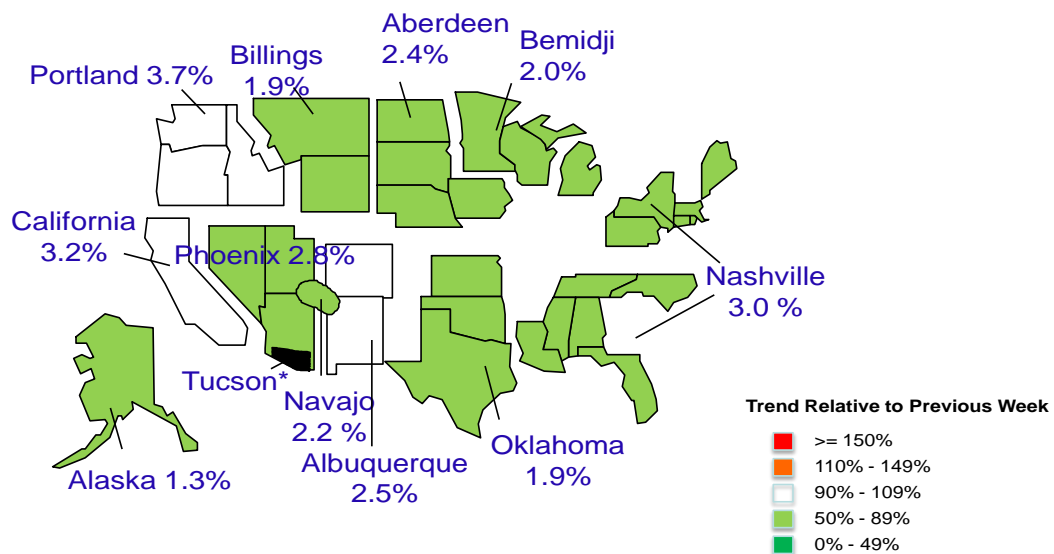
**Indian Health Service**  
**Division of Epidemiology and Disease Prevention**  
**Influenza Surveillance Report**  
**IHS Influenza Awareness System (IIAS)**  
**#1 (Week 48: 11/28/2010 – 12/04/2010)**

Percentage of Visits for Influenza–like Illness (ILI) per week  
 Overall ILI % (ILI visits per week / Total visits per week)  
 (ILI) in IHS, Weeks 21 (05/23/2010)  
 through 48 (12/04/2010)



All data are preliminary and may change as more reports are received.

**% of Visits for ILI, Week 48**

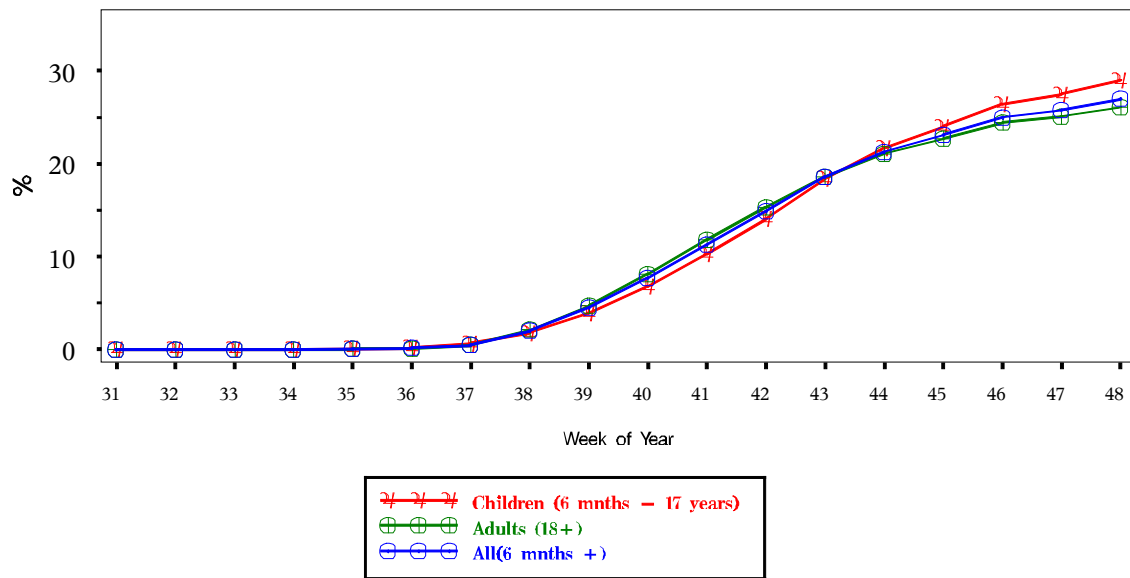


\* No data for the Tucson Area

## IHS Influenza Vaccination Surveillance

- As of 12/4/2010, sites reporting to the IAS have administered 274,722 doses of seasonal influenza vaccine, 261,586 (95%) of which have been administered to Active Clinical\* patients.

### Influenza Vaccine Coverage, IHS Influenza Awareness System Weeks 31 (08/01/2010) through 48 (12/04/2010), 2010 – 2011



(Active Clinical Population covered by the IAS)

Table 1: Influenza Vaccination Coverage by Age Group

Age Group	Active Clinical* Population	1 dose Seasonal Flu Vaccine	% Seasonal flu (1 dose)
0	3,877	50	1.3
6-23 months	23,439	12,289	52.4
2-4 years	62,452	18,039	28.9
5-17 years	199,758	54,190	27.1
18-49 years	433,066	91,660	21.2
50-64 years	151,559	52,270	34.5
65+ years	82,891	33,138	40.0
Children (6 mnths - 17 years)	285,649	84,518	29.6
Adults (18+)	667,516	177,068	26.5
All(6 mnths +)	953,165	261,586	27.4

\* Active Clinical population is defined as patients who have had at least 2 visits in the last 3 years

Table 2: Influenza Vaccine Coverage by Risk Group

Risk Group	Active Clinical Population	1 dose Seasonal Flu Vaccine	% Seasonal flu (1 dose)
Asthma	104,863	15,367	14.7
Diabetes	123,490	32,641	26.4
Pregnant	6,749	1,973	29.2

Summary

- This report includes data from the following # of RPMS databases:

IHS Area	# of RPMS Databases Reporting
Aberdeen	14
Alaska	7
Albuquerque	7
Bemidji	3
Billings	10
California	24
Nashville	1
Navajo	5
Oklahoma	21
Phoenix	17
Portland	20
Tucson	0
All Areas	129

- Overall ILI activity is low in all IHS Areas.
- U.S. general population influenza vaccine coverage estimates for Nov. 2010<sup>i</sup>, based on self-report (not medical chart review) are:
  - 6 months – 17 yrs: 30.6% ( $\pm$  5.0%);
  - 18+ yrs: 33.5% ( $\pm$  2.5%);
  - All ages: 32.8% ( $\pm$  2.4%).

While these estimates are higher than those reported by I/T/U sites through the IIAS, differences in survey methodology may account for some of the difference.

<sup>i</sup> <http://www.cdc.gov/flu/pdf/vaccination/rapidflusurvey.pdf>