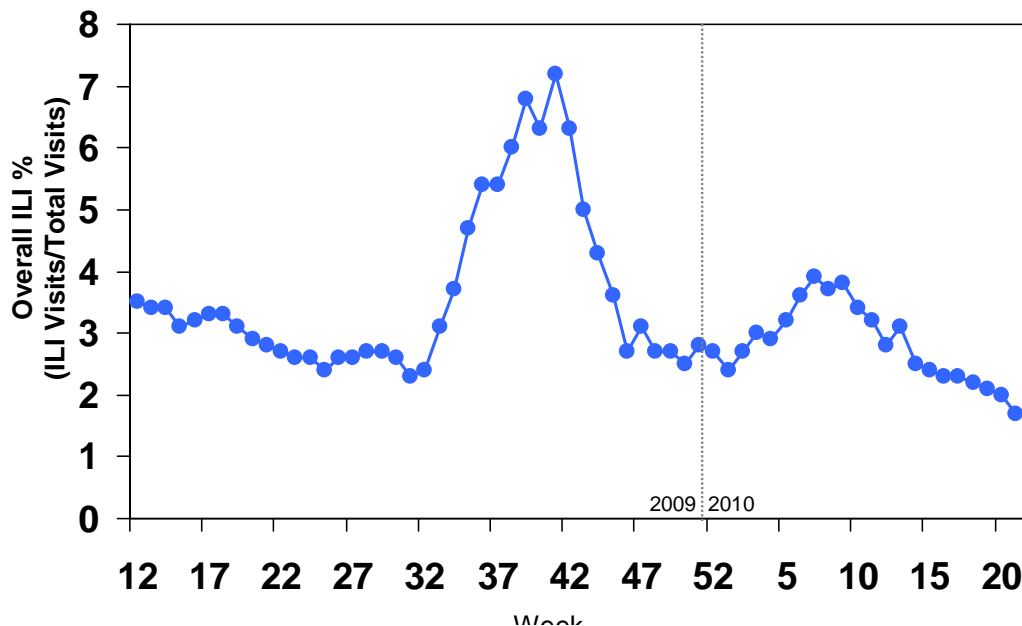




Indian Health Service
Division of Epidemiology and Disease Prevention
2009 Influenza A (H1N1) Surveillance Report
IHS Influenza Awareness System (IIAS)
#32 (Reporting Period: 5/2/10 – 5/29/10)

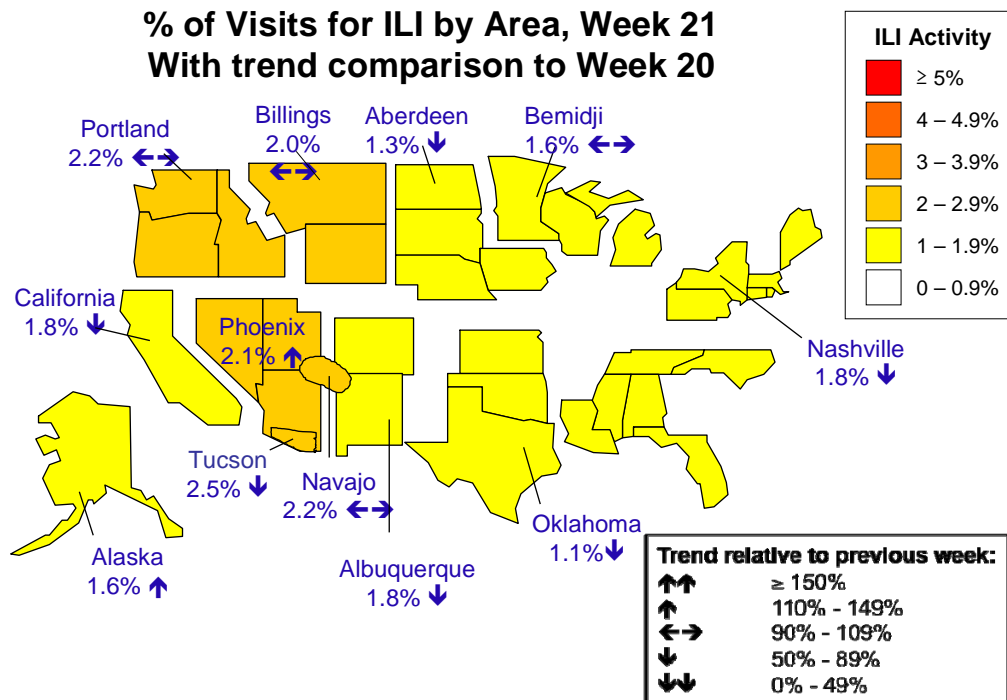
H1N1 ILI Surveillance

Percentage of Visits for Influenza-Like Illness (ILI) in IHS,
Weeks 12 of 2009 (3/22/09 – 3/28/09) through 21 of 2010 (5/23/10 – 5/29/10)



All data are preliminary and may change as more reports are received.

% of Visits for ILI by Area, Week 21
With trend comparison to Week 20



Summary of ILI Surveillance in IHS:

- *ILI definition, based on uploaded RPMS data: [influenza-specific ICD-9 code] or [measured temp > 100F and presence of at least 1 of 24 ILI ICD-9 codes].*
- Approximately 60% of IHS facilities are reporting and have their data included in this report.

H1N1 Vaccination Surveillance

Vaccine doses administered as of Week 17 are the most current data available.

**H1N1 Vaccine Doses Administered in IHS,
Weeks 40 of 2009 (10/4/09 – 10/10/09) through 17 of 2010 (4/25/10 – 5/1/10)**

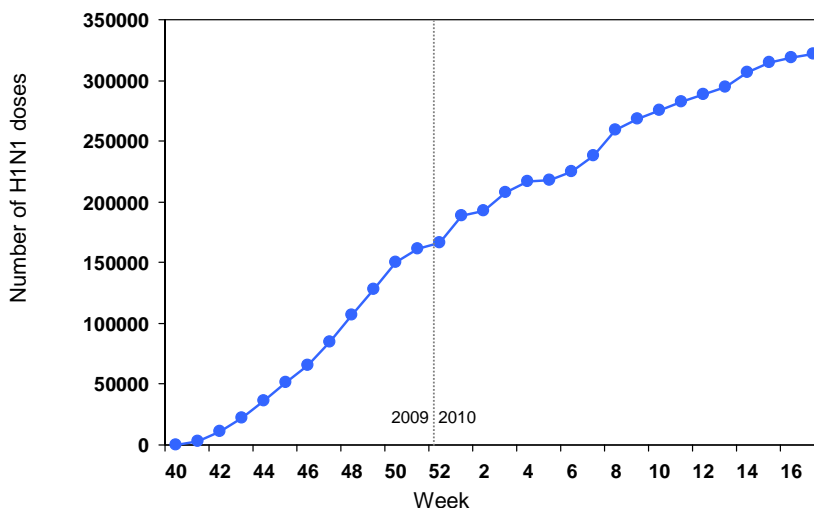


Table 1: Cumulative H1N1 Vaccine Doses Administered by IHS Area

IHS Area	# H1N1 doses	Percent
Aberdeen	20,489	6.38
Alaska	28,579	8.89
Albuquerque	23,074	7.18
Bemidji	9,314	2.90
Billings	20,003	6.23
California	19,124	5.95
Nashville	6,729	2.09
Navajo	85,273	26.54
Oklahoma	41,397	12.88
Phoenix	36,362	11.32
Portland	21,316	6.63
Tucson	9,632	3.00
Unknown	13	0.00
Total No. of Doses	321,305	100

Table 2: Number of H1N1 Vaccine Doses by Age Group

Age Group	# H1N1 doses	Percent
* < 5 years	66,770	20.78
* 5-24 years	115,719	36.02
* 25-64 years high risk	43,427	13.52
25 – 64 no high risk condition	72,992	22.72
65+ years	22,397	6.97
Total No. of Doses	321,305	100

**Red denotes an initial target group for H1N1 vaccine. People in other groups who received vaccine may have fallen into one of the other target groups not included here: Household contacts of those < 6 months old and Healthcare Personnel.*

Summary of H1N1 vaccine events:

- The H1N1 vaccination rate among I/T/U Healthcare personnel is 57.6%.
- The H1N1 vaccination rate has been administered to 7,303 pregnant women (2.27% of vaccine).
- Sites needing additional H1N1 flu vaccine for employees should work with their Area CMO to place an order with the NSSC.
- IHS continues to partner with FDA and CDC to monitor H1N1 vaccine safety.
- There have been no unexpected adverse events from the H1N1 vaccine in IHS patients.

H1N1 Communication and Education

Summary of Communication and Education activities:

- Please visit <http://www.ihs.gov/H1N1> for information about H1N1 activities and Indian Country.
- There will be a webinar discussion with Tribal Stakeholders on the federal response to 2009 H1N1 as part of the Health and Human Services H1N1 retrospective. The webinar will be Monday, June 7, from 1pm to 3pm Eastern time. You can join by going to <http://rand.na5.acrobat.com/h1n1retrospective>

H1N1 Mitigation Measures

Summary of response and mitigation efforts:

- If locations need anti-virals or N-95 respirators, please place an order to the National Supply Service Center through your respective Area Emergency Management Point of Contact.
- Continue a strong push for community vaccinations.