



RESOURCE AND PATIENT MANAGEMENT SYSTEM

iCare Population Management GUI

(BQI)

HIV/AIDS Management User Manual

Version 2.5
June 2016

Office of Information Technology (OIT)
Division of Information Technology

Table of Contents

1.0	Introduction.....	1
1.1	Key Functional Features.....	1
1.2	Sensitive Patient Data	2
2.0	Patient Management.....	3
2.1	Data Specifically Related to HIV/AIDS.....	3
2.2	Search for and View a Patient Record.....	6
2.2.1	Using a Panel	6
2.2.2	Using Quick Search.....	7
2.3	Displaying Care Management as Default Tab	8
2.4	Add/Edit Care Management Data	8
2.4.1	Entering Data on the General Area	9
2.4.2	Entering Data on the Partner Notification Area.....	11
2.4.3	Entering Data on the Antiretroviral Status Area	12
2.4.4	Completing the State Notifications Area	14
2.4.5	Completing the Data Entry Process.....	15
2.5	HIV/AIDS Diagnostic Tags.....	17
2.5.1	Accept/Do Not Accept Proposed HIV/AIDS Diagnostic Tab	18
2.5.2	Change a Diagnostic Tag to Proposed.....	19
2.5.3	Manually Add an HIV/AIDS Diagnostic Tag.....	20
2.6	HMS Patient Care Supplement.....	21
2.6.1	Search Methods for the Supplement	21
2.6.2	Using the Controls on the Report	22
2.7	Related Conditions	23
2.7.1	Opportunistic Infections/AIDS Defining Illnesses	23
2.7.2	AIDS Defining Illnesses	27
2.8	HIV/AIDS-Related Reminders	27
3.0	Panel Management.....	31
3.1	Using the No Predefinition/Population Search.....	32
3.2	Using the Patients Assigned To Search	32
3.3	Using the Qman Template Search.....	32
3.4	Using the RPMS Register Parameters Search	32
3.5	Patients with HIV/AIDS Diagnostic Tag Search.....	33
3.6	Patients with AIDS or HIV on Problem List Search.....	33
3.7	Patients with AIDS or HIV Reminder Search	33
3.8	Patients Who Visit HIV/AIDS Clinic Search	34
4.0	Reports.....	35
4.1	HMS Patient Care Supplement.....	35
4.2	State Surveillance Report (SSR)	35
4.3	Quality of Care (QOC) Report	37
5.0	HIV/AIDS Community Alert	41
6.0	Taxonomy Management.....	42

6.1	What is a Taxonomy	42
6.2	Taxonomy Nomenclature.....	42
6.3	Software-Defined (Hard-coded) Taxonomies	43
6.4	Site Populated Taxonomies.....	43
6.4.1	Lab Test Taxonomies.....	44
6.4.2	Medication Taxonomies.....	49
6.5	View a Taxonomy	52
6.6	View a Report of All Taxonomies.....	54
6.7	Identify Empty Taxonomies	54
6.8	Add a Member to a Site-Populated Taxonomy.....	55
6.9	Remove a Member from a Site-Populated Taxonomy.....	59
7.0	Using the HIV/AIDS Glossary	62
Appendix A:	Definitions and Taxonomies Content	65
A.1	Opportunistic Infections	65
A.2	AIDS Defining Illnesses	87
A.3	HIV/AIDS Definitions, Codes, Taxonomies, Attributes.....	110
Appendix B:	HIV/AIDS-Related Reminders – Logic and Tooltip Text	120
B.1	CD4 Test	120
B.1.1	Description Fields Text.....	120
B.1.2	Tooltip Text.....	120
B.2	Chlamydia Test.....	121
B.2.1	Description Field Text.....	121
B.2.2	Tooltip Text.....	122
B.3	HMS Dental Exam	123
B.3.1	Description Field Text.....	123
B.3.2	Tooltip Text.....	123
B.4	HMS Eye Exam	123
B.4.1	Description Field Text.....	123
B.4.2	Tooltip Text.....	124
B.5	Family Planning Education	125
B.5.1	Description Field Text.....	125
B.5.2	Tooltip Text.....	125
B.6	Syphilis (FTA-ABS) Test.....	126
B.6.1	Description Field Text.....	126
B.6.2	Tooltip Text.....	126
B.7	Gonorrhea Test.....	127
B.7.1	Description Field Text.....	127
B.7.2	Tooltip Text.....	128
B.8	Hepatitis A IZ.....	129
B.8.1	Description Field Text.....	129
B.8.2	Tooltip Text.....	129
B.9	Hepatitis B IZ.....	130
B.9.1	Description Field Text.....	130
B.9.2	Tooltip Text.....	130
B.10	Hepatitis B Retest.....	131

B.10.1	Description Field Text.....	131
B.10.2	Tooltip Text.....	131
B.11	Hepatitis B Test	132
B.11.1	Description Field Text.....	132
B.11.2	Tooltip Text.....	132
B.12	Hepatitis C Confirmatory Test.....	133
B.12.1	Description Field Text.....	133
B.12.2	Tooltip Text.....	133
B.13	Hepatitis C Screening Test	134
B.13.1	Description Field Text.....	134
B.13.2	Tooltip Text.....	134
B.14	HMS Influenza IZ.....	135
B.14.1	Description Field Text.....	135
B.14.2	Tooltip Text.....	135
B.15	HMS Mammogram.....	136
B.15.1	Description Field Text.....	136
B.15.2	Tooltip Text.....	136
B.16	HMS Pap Smear.....	137
B.16.1	Description Field Text.....	137
B.16.2	Tooltip Text.....	138
B.17	HMS Pneumovax Immunization.....	138
B.17.1	Description Field Text.....	138
B.17.2	Tooltip Text.....	138
B.18	PPD Test (TB)	139
B.18.1	Description Field Text.....	139
B.18.2	Tooltip Text.....	140
B.19	Syphilis (RPR) Test	140
B.19.1	Description Field Text.....	140
B.19.2	Tooltip Text.....	141
B.20	Safe Sex Education	142
B.20.1	Description Field Text.....	142
B.20.2	Tooltip Text.....	142
B.21	Tetanus Immunization	142
B.21.1	Description Field Text.....	142
B.21.2	Tooltip Text.....	143
B.22	Toxoplasmosis.....	143
B.22.1	Description Field Text.....	143
B.22.2	Tooltip Text.....	144
B.23	HIV Viral Load Test.....	144
B.23.1	Description Field Text.....	144
B.23.2	Tooltip Text.....	144
Appendix C:	CDC Clinical Classification.....	145
Appendix D:	Medications.....	148
D.1	ARAV/HAART Definitions.....	148
D.2	Medication Categorization for Taxonomy Setup.....	148

Appendix E: Quality of Care Logic	151
E.1 Denominator and Numerator Definitions.....	151
E.2 Sample Format, Quality of Care Audit	157
Appendix F: HMS Patient Care Supplement	163
F.1 Supplement Logic.....	163
F.2 Flow Sheet Logic	171
F.3 Example.....	171
Glossary.....	175
Acronym List	177
Contact Information	178

Preface

The purpose of this manual is to provide you with the information you need to use the iCare (BQI) population management application, specifically for the care and management of Patients Living With HIV/AIDS (PLWH/A). In 2005, the Indian Health service developed and deployed a software application related to the care of this population. That software, HIV Management System (HMS) has now been integrated in the iCare GUI. The original roll and scroll version is no longer be available for use.

This manual contains reference information about iCare views, examples of its processes, and step-by-step procedures to show you how to perform the activities supported by the application, specifically for HIV/AIDS patient management.

Refer to the main iCare User Manual for more complete, in-depth information about the mechanics of using iCare, such as getting started, logging in, establishing User Preferences, creating patient panels, and using the panel and patient views.

1.0 Introduction

AIDS (Acquired Immunodeficiency Syndrome) was first reported in the United States in 1981 and has since become a major worldwide epidemic. AIDS is caused by HIV (human immunodeficiency virus). By killing or damaging cells of the body's immune system, HIV progressively destroys the body's ability to fight infections and certain cancers. People diagnosed with AIDS may get life-threatening diseases called opportunistic infections, which are caused by microbes such as viruses or bacteria that usually do not make healthy people sick.

More than 1 million cases of AIDS have been reported in the United States since 1981. Reports show that 21 percent of those infected with HIV are unaware of their infection. The epidemic is growing most rapidly among minority populations.

iCare provides Indian Health Service/Tribal/Urban (I/T/U) healthcare providers with another tool for improving the care and management of PLWH/A as well as those who are at risk for the disease.

This information in this document has been developed for physicians, mid-level practitioners, nurses, and case managers responsible for the care of this population. It provides descriptions of and instructions for the following:

- The setup and maintenance of the site-populated taxonomies related to specific medications and laboratory exams. Section 6.0 provides more information.
- The entry of HIV/AIDS-specific patient data. Section 2.0 provides more information.
- The creation and population of panels with PLWH/A patients living with HIV/AIDS. Section 3.0 provides more information.
- Report generation. Section 4.0 provides more information.
- Clinical decision support such as Reminders, Best Practice Prompts and Performance Measures. Appendix B: provides more information.

1.1 Key Functional Features

iCare does not duplicate the data from any other RPMS component. All data displayed in or entered will pass to and reside in the appropriate underlying RPMS component (e.g., PCC, HMS)

Key functional features of iCare include:

- The ability to identify a group of patients based on the HIV/AIDS Diagnostic Tag definition.
- The ability to create and manage a panel of patients living with HIV/AIDS and/or At Risk patients.

- The ability to automatically repopulate the panel with new patients who meet the definition.
- An HIV/AIDS Health Supplement that presents condition-specific patient data.
- An HIV Quality of Care report for a population and/or individual that provides care statistics that can be used to evaluate care at the local level and be sent to the Area and/or Headquarters as requested.
- The incorporation of artificial intelligence algorithms to provide reminders for tests, immunizations and other procedures related specifically to HIV/AIDS.
- The provision of both population and patient management and reporting capabilities.
- The identification of patients for state/CDC surveillance reporting.

1.2 Sensitive Patient Data

Using iCare and accessing sensitive patient data requires compliance with all procedures related to the security of protected health information.

2.0 Patient Management

The individual patient management functions include displaying, entering, and editing data specifically related to HIV/AIDS.

2.1 Data Specifically Related to HIV/AIDS

iCare contains data fields that are specific to HIV/AIDS patient management. To view all the HIV/AIDS-related data fields in a Panel View:

1. Click the **Care Management** tab.
2. From the **Please Select a Group** drop-down list, select **HIV/AIDS**.

Patient Name	HRN	DOB	Registe...	HIV Provi...	HIV Case...	HMS Di...
DEMO,AMENDMENT TWO	112025-TST 112026-CRIT 112027-ASAP	May 22, 1980	ACTIVE			AT RISK EXPOSE SOURCI UNKNO'
DEMO,AMENDMENT ONE	124221-TST	Apr 19, 1954	ACTIVE			AT RISK EXPOSE SOURCI UNKNO'
DEMO,SAM	*103250-TST 103251	Jul 10, 1958				
DEMO,FLOYD SR	*103940-TST	May 08, 1937				
DEMO,SABINA L	104348-TST *104347	Sep 24, 1918				
DEMO,FAIRIETTA DANNETTE	*106596-TST 106595 106597	Jul 21, 1976				
DEMO,PERRY RAY	*108897-TST	Dec 04, 1982				
DEMO,ASHLEY	114649-TST	Feb 27, 1990				

Figure 2-1: Sample Care Mgmt tab with HIV/AIDS group data

3. Under the **Main** sub-tab, click the **Layout** button.
4. The **HIV/AIDS Layout** window opens.

Located in the top left of the window is the **Available Columns** area. Click the plus sign (+) next to **HIV/AIDS**. All of the sub-items are the iCare data fields specific to HIV/AIDS.

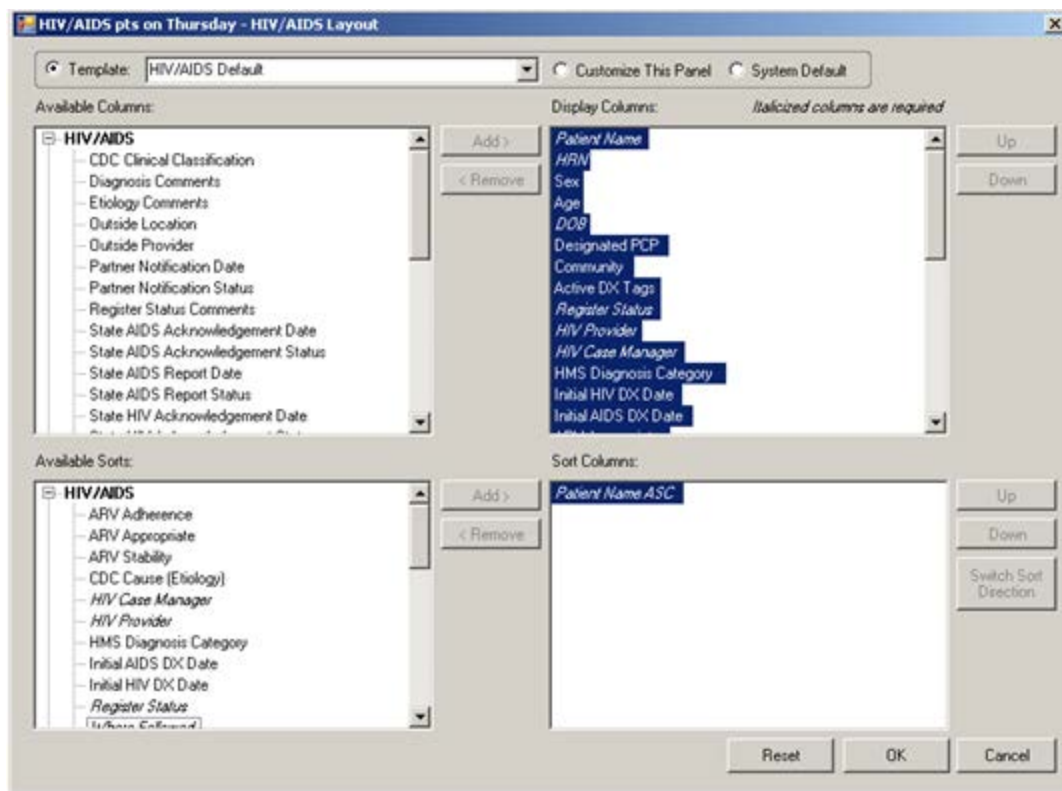


Figure 2-2: Sample HIV/AIDS Layout window

Note: If you cannot move any of the fields from the right panel to the left panel and vice versa, select the “Customize This Panel” radio button located at the top of the window. This action causes the Add and Remove buttons to become active.

Below is a list of all the data fields and associated field options.

Field	Field Option
Register status	Active; Deceased; Inactive; Transient
Register status comments	Ability to enter any special comments about the Register status.
HMS Diagnosis Category	<ul style="list-style-type: none"> • AIDS • HIV • At Risk – Exposed source Unknown • At Risk – Infant Exposed • At Risk – Non-occupational Exposure • At Risk – Occupational Exposure
Diagnosis comment	Ability to enter any special comments about the Diagnosis Category.
Initial HIV Diagnosis (DX) Date	A recommended date displays if the software is able to determine it.
Initial AIDS Diagnosis (DX) Date	A recommended date displays if the software is able to determine it.

Field	Field Option
CDC Cause (Etiology)	<p>The Centers for Disease Control has categorized the ways in which an individual is exposed to HIV. Standardizing exposure categories enable epidemiologists to compare the same type of data and better understand the exposure trends regionally and nationally. The CDC will use this information anonymously in their semiannual Surveillance reports.</p> <ul style="list-style-type: none"> • BL – Receipt of blood transfusion, blood components or tissue • HEM – Hemophilic/coagulation disorder • HET – Heterosexual contact • IDU – Injection drug use • MID – Male to male sexual contact + injection drug use • MOT – Mother with or at risk for HIV Infection • MTM – Male to male sexual contact • OCC – Occupational exposure • OTH – Other
Etiology comments	Ability to enter any special comments about the Etiology entered.
CDC Clinical Classification	<ul style="list-style-type: none"> • A1 – Asymptomatic HIV infection + CD4 count > or = 500 • A2 – Asymptomatic HIV infection + CD4 count between 200 and 499 • A3 – Asymptomatic HIV infection + CD4 count less than 200 • B1 – Symptoms attributable to HIV infection + CD4 count >= 500 • B2 – Symptoms attributable to HIV infection + CD4 count between 200 and 499 • B3 – Symptoms attributable to HIV infection + CD4 count less than 200 • C1 – AIDS defining condition(s) + CD4 count > or = 500 • C3 – AIDS defining condition(s) + CD4 count less than 200
HIV Provider	Use the DESIGNATED PROVIDER MGT SYSTEM (BDP) or iCare to update.
HIV Case Manager	Use the DESIGNATED PROVIDER MGT SYSTEM (BDP) or iCare to update.
Where Followed	Select the facility location that primarily follows this patient's care related to HIV/AIDS. If this is not your facility, you can choose Other from the list and identify the specific facility in the Outside Location field and identify the provider outside of the facility who cares for this patient.
Outside Location	
Outside Provider	
Partner Notification Status	This notification type is to document the notification of a patient's partner of a potential exposure to HIV. The public health recommendation to notify the patient's partner is a practice that is encouraged in all I/T/U facilities. Options: N/A; No; Remind Me Later; Unknown; Yes
Partner Notification Date	The date that the partner was notified of the patient's status.

Field	Field Option
ARV Appropriate	Anti-retroviral Therapy refers to specific combinations of ARV medications used to treat HIV/AIDS patients by reducing viral load and improving immunological function. ARV is a complex medication regimen and is not suitable for all patients. Appendix F: provides the definition of ARV medication regimens. <ul style="list-style-type: none"> • Date • Status • Comment • Last Edited By • Last Edited Date
ARV Adherence	<ul style="list-style-type: none"> • Date • Adherent • Comments • Last Edited By • Last Edited Date
State HIV Report Status	This notification type involves the requirement to notify the appropriate state Health Department of new HIV/AIDS diagnoses. Options: N/A; No; Remind Me Later; Unknown; Yes.
State HIV Report Date	The date when the HIV status was reported to the state.
State HIV Acknowledgement Status	If the state acknowledged receipt of this patient's HIV status.
State HIV Acknowledgement Date	Date that the state acknowledged the patient's HIV status.
State AIDS Report Status	This notification type involves the requirement to notify the appropriate state Health Department of new HIV/AIDS diagnoses. Options: N/A; No; Remind Me Later; Unknown; Yes.
State AIDS Report Date	The date when the AIDS status was reported to the state.
State AIDS Acknowledgement Status	If the state acknowledged receipt of this patient's AIDS status.
State AIDS Acknowledgement Date	Date that the state acknowledged the patient's AIDS status.

2.2 Search for and View a Patient Record

Below are two methods for searching and viewing a patient record: (1) using a panel and (2) using quick search.

2.2.1 Using a Panel

Section 3.0 provides more information about creating an HIV/AIDS-related panel specific for your site.

Once you have created a panel, you can open a specific patient's record by simply double-clicking the patient's name. The patient's record will open.

2.2.2 Using Quick Search

The **Quick Patient Search** is located in the top right corner of the main iCare window (also in the Tools menu).



Figure 2-3: **Quick Patient Search** field

To search for and view a patient's record:

1. In the **Quick Patient Search** field, type your search criteria, such as the patient's last name (e.g., Willis), HRN (e.g., 111222), or date of birth (e.g., 12/20/1965).
2. Click the green arrow icon or press Enter.
3. A **Quick Patient Search** window opens, displaying the search results.

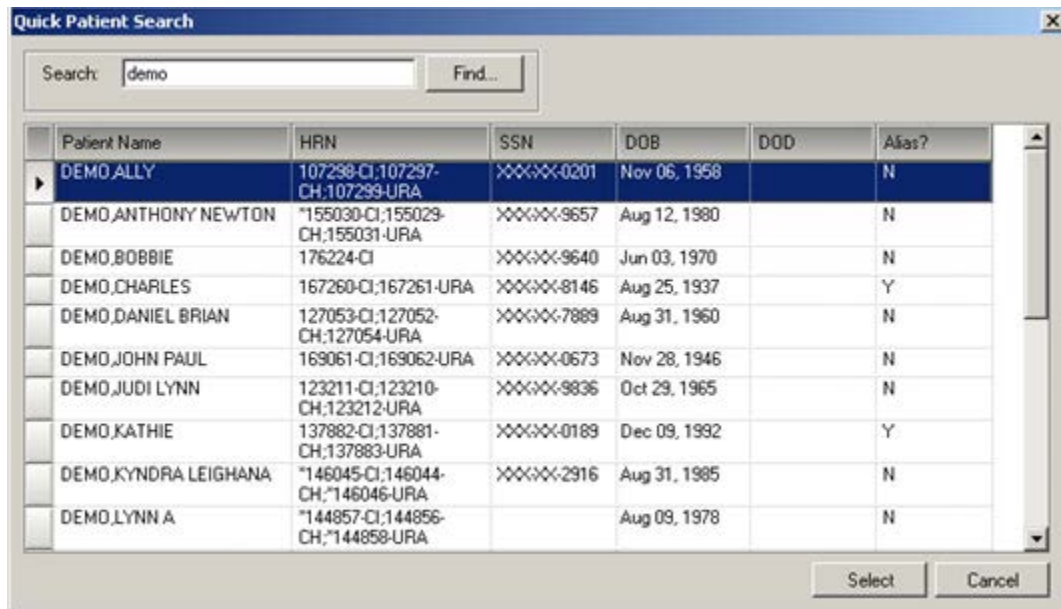


Figure 2-4: Sample **Quick Patient Search** results

You can search for a name (when the list of names is long) by typing at least three (3) characters of the patient's last name, the patient's HRN, or the patient's date of birth in the **Search** field and then click **Find**.

The application will list the search results.

4. In the search results, do one of the following:
 - a. Select the patient's name for which you are searching and click **Select**.
 - b. Double-click the patient's name.
5. The patient's record displays.

2.3 Displaying Care Management as Default Tab

The Care Management tab can be setup as the default tab when a Patient Record is opened.

1. From any iCare window select **Tools | User Preferences**.
2. Click the **Patient View** tab.

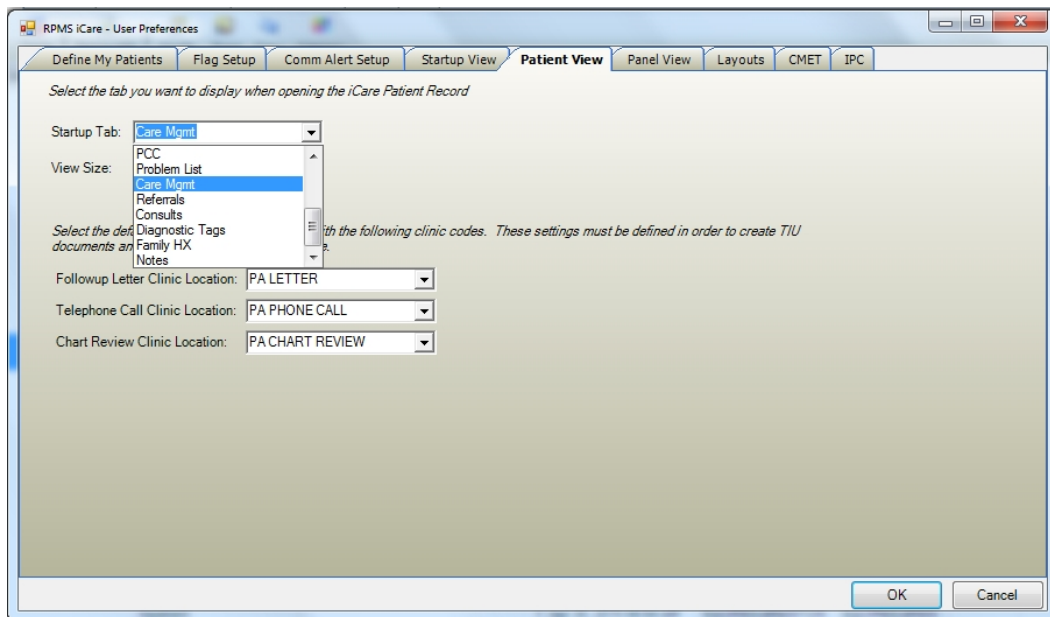


Figure 2-5: **Patient View** tab of **User Preferences**

3. From the **Start Up** drop down list, select **Care Mgmt**.

2.4 Add/Edit Care Management Data

To enter Care Management information on the Patient Record window using the Care Management tab, follow these steps:

1. Open a patient record.
2. Click the **Care Management** tab.
3. Select **HIV/AIDS** from the drop-down list for the **Please Select a Group** field.

Note: If you selected a patient record from the Care Management tab on the panel view, the patient record opens to the Care Management tab and the HIV/AIDS group is already selected.

If the patient does not have HIV/AIDS data, continue with the following steps to add care management data:

4. Click **Enter Data**.
5. The data entry area on the Main sub-tab is organized into four sections: General, Partner Notification; Antiretroviral (ARV) Status, and State Notification.

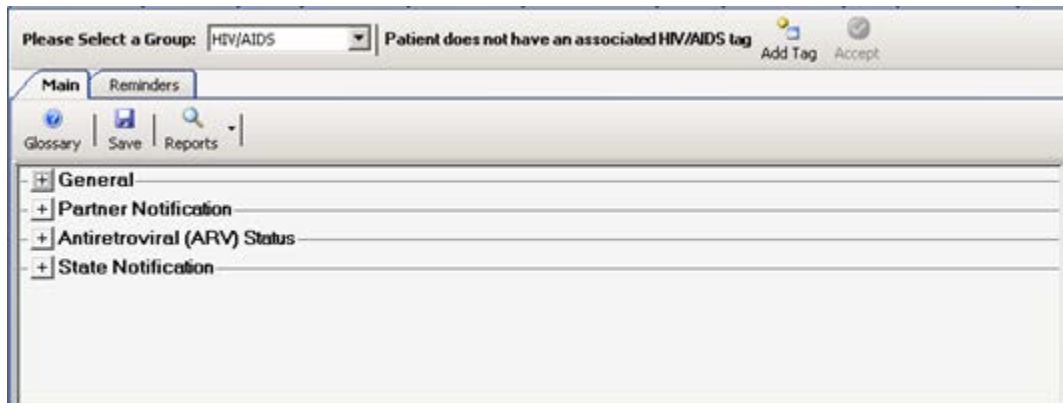


Figure 2-6: **Main** sub-tab showing all sections

6. Enter data in each section.

Note: It is highly recommended that you print and refer to the HIV/AIDS Glossary when entering data. To do so, click the Glossary button located above the General section. Section 7.0 provides for more information about the glossary.

2.4.1 Entering Data on the General Area

Expand the **General** category to display the fields on the **General** group box.

Figure 2-7: Fields for the General group box

All fields with an asterisk (*) are required.

Register Status: select an option from the drop-down list that indicates the status of the patient on this register.

Register Status Comments: type comments about the register status selection in this Free Text field (limited to 50 characters).

HMS Diagnosis Category: select a specific HIV-related diagnosis category from the drop-down list.

Diagnosis Comments: type comments about the HMS Diagnosis Category selection in this Free Text field (limited to 50 characters).

Initial HIV DX Date: select the date from the calendar on the drop-down list when this patient was first diagnosed with HIV. You can enter a month and year only; in this case the entry will be stored in BKM as MM-01-YYYY. This field is active only when you have populated the HMS Diagnosis Category field with HIV.

Note: A proposed date might be displayed, based on the earliest RPMS data that meets the HIV/AIDS tag definition. You must enter the actual date even if you want to “accept” the proposed date.

Initial AIDS DX Date: select the date from the calendar on the drop-down list for this field when this patient was first diagnosed with AIDS. You can enter a month and year only; in this case the entry will be stored in BKM as MM-01-YYYY. This field is active only when you have populated the HMS Diagnosis Category field with AIDS.

Note: A proposed date might be displayed, based on the AIDS logic defined above in the HMS Diagnosis Category field. You must enter the actual date even if you want to “accept” the proposed date.

CDC Cause (Etiology): select an option from the drop-down list that indicates the cause (etiology) of the patient’s DX. The Centers for Disease Control has categorized the ways in which an individual is exposed to HIV.

Etiology Comments: type comments about the CDC Cause selection in this Free Text field (limited to 50 characters). (This field is active only when the CDC Cause (Etiology) field is populated.) A comment should always be entered if you select “OTH - Other” in the CDC Cause field.

CDC Clinical Classification: this field is active when the HMS Diagnosis Category contains AIDS or HIV. Select the clinical classification from the drop-down list.

The current CDC classification system combines three categories of the CD4 count with three symptom categories. The use of both the CD4 cell count and clinical

categories provides shorthand for where the patient stands in the course of the HIV/AIDS continuum. While there are guidelines in place, assign the classification only after clinical evaluation. The decision of which category to assign is always made by a clinical person. The CDC proposed that the clinical classification system be used to “guide clinical and therapeutic actions in the management of HIV infected adolescents and adults.”

The HIV Provider, HIV Case Manager, and Where Followed fields are populated by using the Table Lookup dialog.

HIV Provider: click the ellipsis button to search for a HIV provider name at your facility. This information is pulled from the RPMS Designated Specialty Provider Management (DSPM) application, if available, and displayed here. If this patient is cared for at an outside facility, enter the provider in the “Outside Provider” field.

HIV Case Manager: click the ellipsis button to search for a case manager name at your facility. This information is pulled from the RPMS Designated Specialty Provider Management (DSPM) application, if available, and displayed here.

Where Followed: click the ellipsis button to search for name of a facility that primarily follows the patient’s care related to HIV/AIDS. If this is not your facility, select OTHER from the list; you can identify the specific facility in the outside location field and the provider in the Outside Provider field.

Outside Location: manually type the name of the facility or outside physician’s office where the patient is followed. This is Free Text field limited to 50 characters.

Outside Provider: manually type the name of the patient’s HIV provider at the outside location. This is Free Text field limited to 50 characters.

2.4.2 Entering Data on the Partner Notification Area

This notification type is to document the notification of a patient’s partner of a potential exposure to HIV. The public health recommendation to notify the patient’s partner is a practice that is encouraged in all I/T/U facilities.

Expand the **Partner Notification** category to display the following fields on the **Partner Notification** group box:



The screenshot shows a software interface for the 'Partner Notification' group box. It contains two main fields: 'Partner Notification Status' which is a dropdown menu, and 'Partner Notification Date' which is a date field with a dropdown arrow. The date field currently displays '[none]'.

Figure 2-8: Fields for **Partner Notification** group box

Partner Notification Status: Select an option from the drop-down list that indicates the partner notification status.

Partner Notification Date: This field is active when the Partner Notification Status contains Yes. Either manually type a date that the partner was notified, or select the date from the calendar by using the drop-down list.

2.4.3 Entering Data on the Antiretroviral Status Area

Expand the ARV category to display the fields on the Antiretroviral ARV (Status) group box.

Use this group box to enter ARV (Anti-Retro Viral Medications) data for ARV Appropriate, ARV Adherence, and ARV Stability. The medications are used to treat HIV/AIDS patients by reducing the viral load and improving the immunological function.

Because the ARV status might change over time, HMS maintains a history of ARV Appropriate and Compliance statuses for the patient. The entire ARV history will be displayed on this screen with the most recent status listed first; this feature allows the provider to easily view the continuum of assessment.

Antiretroviral (ARV) Status

ARV Appropriate:

Date	Status	Comment	Last Edited By	Last Edited Date
May 21, 2010	Yes, Appropriate	testing	FELDX,LINDSAY	May 21, 2010


ARV Adherence:

Date	Adherent	Comments	Last Edited By	Last Edited Date
May 21, 2010	Adherent	testing	FELDX,LINDSAY	May 21, 2010
May 14, 2010	Non-adherent	testing	FELDX,LINDSAY	May 21, 2010

ARV Stability:

Date	Stability	ARV Regimen	Comments	Last Edited By	Last Edited Date
May 21, 2010	Stable	U	testing	FELDX,LINDSAY	May 21, 2010

Figure 2-9: Fields on the ARV group boxes

For **ARV Appropriate**, click the **Add** () button to add data. Each of the fields on the row will have either a drop-down list from which to select or a Free Text field where you type information. Data can be entered at any time and can be done so retrospectively.

Date: This is the date the patient was assessed for suitability for ARV (required). Either manually type a date, or click the drop-down list to select a date from a calendar.


Status: Select an option from the drop-down list that indicates the status of the ARV Appropriate record.


Comment: Type a comment, if appropriate, in this Free Text field, using up to 50 characters.

Last Edited By: The name of the person who last edited the record (system populated).

Last Edited Date: The date the record was last edited (system populated).

After you click Save, iCare confirms that you want to add the record. After clicking **Yes**, iCare populates the **Last Edited By** field (name of user who populated the record) and today's date in the **Last Edited Date**.

For **ARV Appropriate**, you can delete your own selected records by clicking the **Delete** () button to display the **Delete Rows** information message. Click **Yes** to remove the records. (Otherwise, click **No**.)

For **ARV Adherent**, click the **Add** () button to add data. Each of the fields in the row will have either a drop-down list from which to select or a **Free Text** field where you type information.

Date: This is the date the patient was assessed for adherence to the prescribed ARV regimen (required). Either manually type the date or click the drop-down list to select the date from a calendar.


Adherent: Select an option from the drop-down list that indicates the adherent status of the record.


Comment: Type a comment, if appropriate, in this **Free Text** field, using up to 50 characters.

Last Edited By: The name of the person who last edited the record (system populated).

Last Edited Date: The date the record was last edited (system populated).

After you click **Save**, iCare confirms that you want to add the record. After clicking **Yes**, iCare populates the **Last Edited By** field (name of user who populated the record) and today's date in the **Last Edited Date**.

For **ARV Adherent**, you can delete your own selected records by clicking the **Delete** () button to display the Delete Rows information message. Click **Yes** to remove the records. (Otherwise, click **No**.)

For **ARV Stability**, click the **Add** () button to add data. Each of the fields in the row will have either a drop-down list from which to select or a **Free Text** field where you enter information.

Date: This is the date the patient was assessed for ARV stability. Either manually type the date or click the drop-down list to select the date from a calendar.

Stability: Select an option from the drop-down list that indicates the stability status of the record.

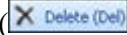
ARV Regimen: Click the drop-down list and select one of the options that determines the status of the ARV Regimen.

Comments: Type any comments regarding the ARV Stability data in the Free Text field (limited to 50 characters).

Last Edited By: The name of the person who last edited the record (system populated).

Last Edited Date: The date the record was last edited (system populated).

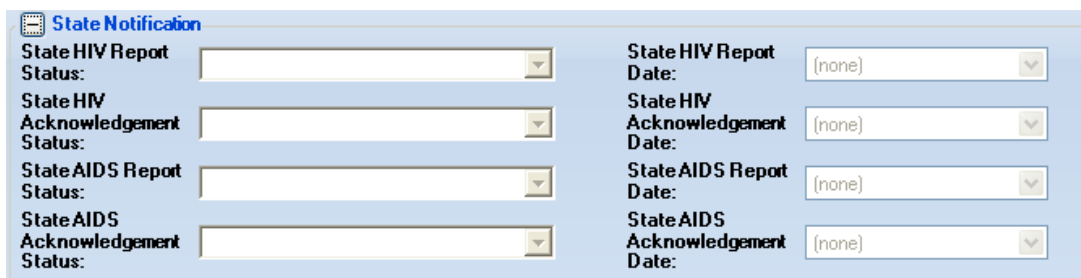
After you click **Save**, iCare confirms that you want to add the record. After clicking **Yes**, iCare populates the **Last Edited By** field (name of user who populated the record) and today's date in the **Last Edited Date**.

For **ARV Stability**, you can delete your own selected records by clicking the **Delete** () button to display the Delete Rows information message. Click **Yes** to remove the records. (Otherwise, click **No**.)

2.4.4 Completing the State Notifications Area

This notification type involves the requirement to notify the appropriate state Health Department of new AIDS diagnoses; most states also require notification of HIV diagnoses as well. Sites must follow the guidance set forth by their state and use the appropriate forms issued by the state.

Expand the **State Notification** category to display the following fields on the **State Notification** group box:



The screenshot shows a 'State Notification' group box with two columns of fields. Each field is a drop-down menu with '(none)' selected. The fields are:

Field Name	Value
State HIV Report Status:	(none)
State HIV Acknowledgement Status:	(none)
State AIDS Report Status:	(none)
State AIDS Acknowledgement Status:	(none)
State HIV Report Date:	(none)
State HIV Acknowledgement Date:	(none)
State AIDS Report Date:	(none)
State AIDS Acknowledgement Date:	(none)

Figure 2-10: Fields on **State Notification** group box

If the HMS Diagnosis is HIV or AIDS, then the fields in this group box are active. The fields assist in tracking the notification process.

State HIV Report Status: Select the **State HIV Report Status** from the drop-down list: N/A, No, Remind Me Later, Unknown, Yes. This answers the question: Has the state health department been notified about this patient's HIV status?

State HIV Report Date: This field is active if the State HIV Report Status field contains Yes. You can select from a calendar by using the drop-down list. This is the date the State HIV status report was submitted to the state health department.

State HIV Acknowledgment Status: Select the **State HIV Acknowledgment** status from the drop-down list: No, Unknown, Yes. This answers the question: Has your facility received an acknowledgement from the state health department?

State HIV Acknowledgment Date: This field is active if the State HIV Acknowledgment Status field contains Yes. You can select a date from a calendar by using the drop-down list. This is the date the state acknowledged receipt of HIV report, if any.

State AIDS Report Status: Select the **State AIDS Report Status** from the drop-down list: N/A, No, Remind Me Later, Unknown, Yes. This answers the question: Has the state health department been notified about this patient's AIDS status?

State AIDS Report Date: This field is active if the State AIDS Report Status field contains Yes. You can select a date from a calendar by using the drop-down list. This is the date the AIDS status report was submitted to the state health department.

State AIDS Acknowledgment Status: Select the **State AIDS Acknowledgment** status from the drop-down list: No, Unknown, Yes. This answers the question: Has your facility received acknowledgement from the state's health department? **NOTE:** Most sites report that they do not receive this acknowledgment.

State AIDS Acknowledgment Date: This field is active if the State AIDS Acknowledgment Status field contains Yes. You can select a date from a calendar by using the drop-down list. This is the date the state acknowledged receipt of AIDS report.

2.4.5 Completing the Data Entry Process

When the four areas have been updated, click **Save**. The application displays the **Confirm save to Care Mgmt** dialog:

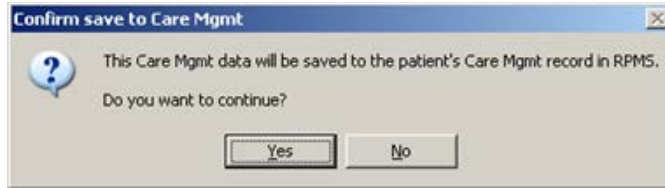


Figure 2-11: **Confirm save to Care Mgmt** information message

Click **Yes** to save the record in RPMS. (Otherwise, click **No**).

If you use **No**, you exit the data entry process.

If you use **Yes**, the application displays the RPMS iCare dialog about changing the tag status.

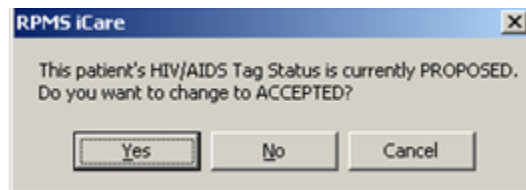


Figure 2-12: **RPMS iCare** dialog about changing the tag status

If you click **Cancel**, the system asks if you want to cancel the entire Save process. If you click **Yes**, you exit the save process.

If you click **No**, the system displays the message: HMS Register data has been saved successfully to RPMS. You need to click **OK** to dismiss the message.

Click **Yes** to change the tag status. (Otherwise, click **No**.) If you use **Yes**, the application displays **Update Diagnostic Tag** dialog.

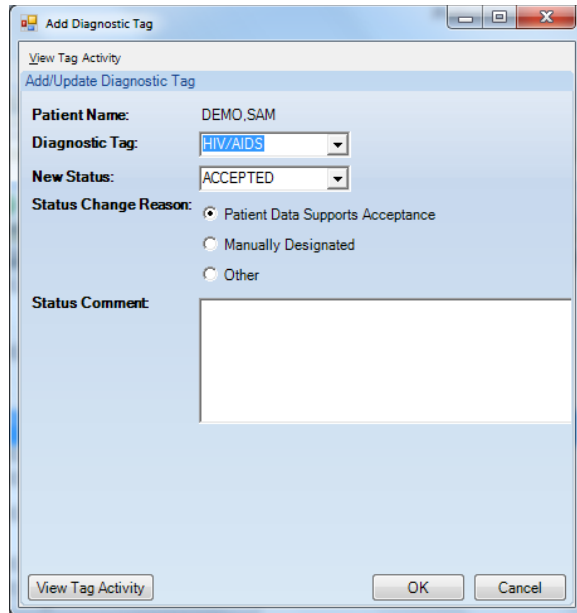


Figure 2-13: **Update Diagnostic Tab** dialog with status of **ACCEPTED**

Complete the information and click **OK** to change the status to **Accepted**. (Otherwise, click **Cancel**.)

After clicking **OK**, the application displays the message: HIV Management System, ARV Appropriate data has been saved successfully to RPMS. Click **OK** to dismiss the message (required).

2.5 HIV/AIDS Diagnostic Tags

Tagging is a term that refers to running a series of logic algorithms on one or multiple patients that identifies (“tags”) them with one or more diagnoses. These definitions are defined nationally and are consistent with other RPMS applications.

The HIV/AIDS Diagnostic Tag is based upon the following logic algorithm:

- At least two primary diagnosis POVs ever for ambulatory or hospitalization visits at least 60 days apart or 1 instance on Active Problem List. HIV/AIDS defined using taxonomy BGP HIV/AIDS DXS.

OR

Positive HIV screening test. HIV screening test defined by the site in taxonomy BGP HIV TEST TAX and positive result is defined as a value containing "p," "P," ">," or "+".

OR

At least two (2) CD4 or HIV Viral Load lab tests in the past two years, at least 60 days apart. CD4 lab tests defined by the site as lab tests in taxonomy BGP CD4 TAX, or predefined CPTs (taxonomy BGP CD4 CPTS) or LOINC codes (taxonomy BGP CD4 LOINC CODES). HIV Viral Load lab tests defined by the site in taxonomy BGP HIV VIRAL LOAD TAX, or predefined CPTs (taxonomy BGP HIV VIRAL LOAD CPTS) or LOINC codes (taxonomy BGP VIRAL LOAD LOINC CODES).

2.5.1 Accept/Do Not Accept Proposed HIV/AIDS Diagnostic Tab

When a patient meets the diagnostic tag criteria, the system automatically tags the patient with the HIV/AIDS Diagnostic Tag. The tag will have a status of **Proposed**. 'Proposed' means that a criterion was found for this patient that indicated that they may have HIV or AIDS. Since data can be incorrectly entered, the proposed status enables the user to review the criteria and make a final determination if this tag is accurate.

Tag Name /	Status	Date	Item	Value	Factor
CVD Significant Risk	PROPOSED	Mar 11, 2013	Visit	POV: 401.9	BGP HYPERTENSION DXS
		Mar 01, 2013	Visit	POV: 401.9	BGP HYPERTENSION DXS
		Nov 08, 2012	Visit	POV: 401.9	BGP HYPERTENSION DXS
		Feb 06, 2013	Visit	TYPE: WT	Obese
		Mar 07, 2012	Visit	TYPE: HT	Obese
Diabetes	ACCEPTED				
HIV/AIDS	ACCEPTED				

Figure 2-14: Patient **DX Tags** data on Patient Record window

To change the status to either **Accepted** or **Not Accepted**:

1. Open a patient record.
2. Click the **DX Tags** tab.
3. Select the row that contains the HIV/AIDS Diagnostic Tag.
4. To accept the tag, click the **Accept** button.
To deny the tag, click the **Not Accept** button.
5. The **Update Diagnostic Tag** window opens.

In the **New Status** drop-down list, select **Accepted** or **Not Accepted**.

6. In the **Status Change Reason** area, select the **Patient Data Supports Acceptance** radio button.
7. Click **OK**.

Note: You can also change the status of a Diagnostic Tag from the Care Management tab.

2.5.2 Change a Diagnostic Tag to Proposed

To change an Accepted or Not Accepted diagnostic tag to proposed:

1. Open a patient record.
2. Click the **DX Tags** tab.
3. Select the row that contains the HIV/AIDS Diagnostic Tag.
4. Click **Propose**.
5. The **Update Diagnostic Tag** window opens.
In the **New Status** drop-down menu, select **Proposed**.
6. In the **Status Change Reason** area, select the **Manually Designated** radio button.
7. Click **OK**.

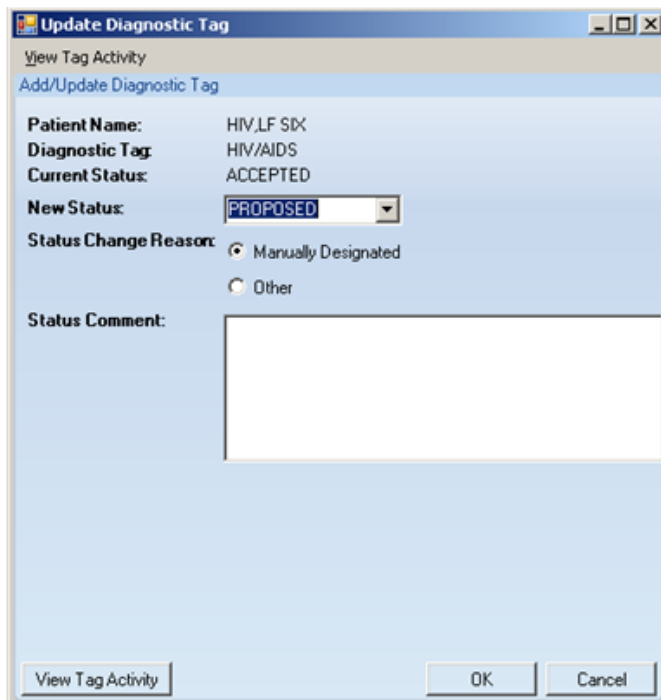


Figure 2-15: Sample **Update Diagnostic Tag** dialog

Note: You can also change the status of a Diagnostic Tag from the Care Management tab.

2.5.3 Manually Add an HIV/AIDS Diagnostic Tag

You have the option of manually adding an HIV/AIDS Diagnostic tag.

1. Open a patient record.
2. Click the **DX Tags** tab.

A patient can only have one HIV/AIDS Diagnostic Tag. If a patient already has an HIV/AIDS Diagnostic Tag, an additional one cannot be added.

3. Click **Add Tag**.
4. The **Add Diagnostic Tag** dialog opens.
In the **Diagnostic Tag** drop-down list, select **HIV/AIDS**.
5. In the **New Status** drop-down menu, select **Accepted**.
6. In the **Status Change Reason** area, select the appropriate radio button.
 - Patient Data Supports Acceptance
 - Manually Designated
 - Other
7. For a manually-added HIV/AIDS Diagnostic Tag, you must enter a comment in the **Status Comment** field.
8. Click **OK**.

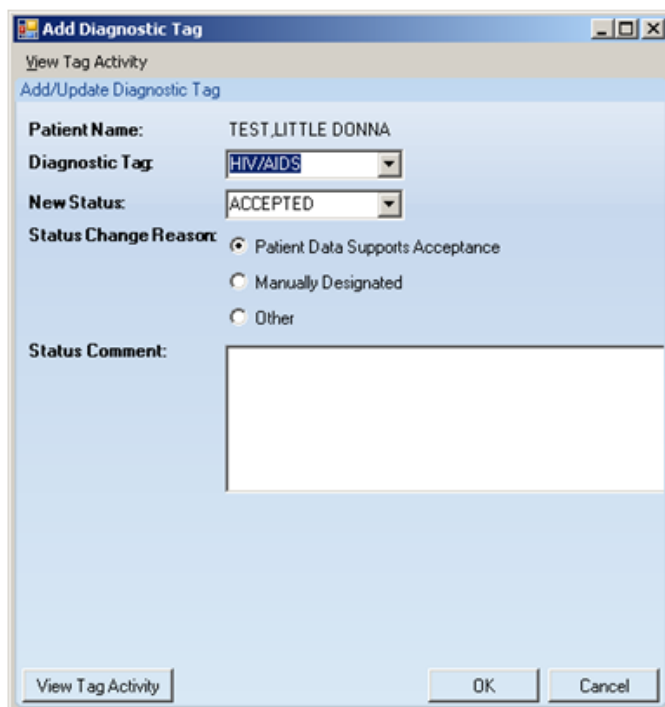


Figure 2-16: Sample **Add Diagnostic Tag** dialog

Note: You can also change the status of a Diagnostic Tag from the Care Management tab.

2.6 HMS Patient Care Supplement

The HMS Patient Care Supplement displays information specifically related to HIV/AIDS. The provider will be able to see, at a glance, the relevant labs, related diagnoses, medications and reminders. Appendix F: provides the logic for the HMS Patient Care Supplement. Also, Section III of the HIV/AIDS Glossary provides information about this supplement.

2.6.1 Search Methods for the Supplement

There are two methods for viewing the HIV/AIDS Patient Care Supplement.

2.6.1.1 Method One

The first method is to access it from the Summary/Supplement tab.

1. Open a patient record.
2. Select the **Summary/Supplement (Summ/Supp)** tab.
3. From the **Type** drop-down list, select **Supplement**.

- Another drop-down list opens beside it. From this new drop-down list, select the **HMS Patient Care Supplement** option.

The supplement displays.

2.6.1.2 Method Two

The second method for viewing the HIV/AIDS Patient Care Supplement is to access it from the Care Management tab.

- Open a patient record.
- Click the **Care Management (Care Mgmt)** tab.
- If not already selected, select the **HIV/AIDS** group from the **Care Management Group** drop-down menu.
- On the **Main** sub-tab, click **Reports**.
- Select **HMS Patient Care Supplement**.

If your site has any empty taxonomies, you will receive the following message: “The following taxonomies do not have any entries...” is generated by the application. Click **OK** to continue, and to generate the HMS Patient Care Supplement.

- The report displays.

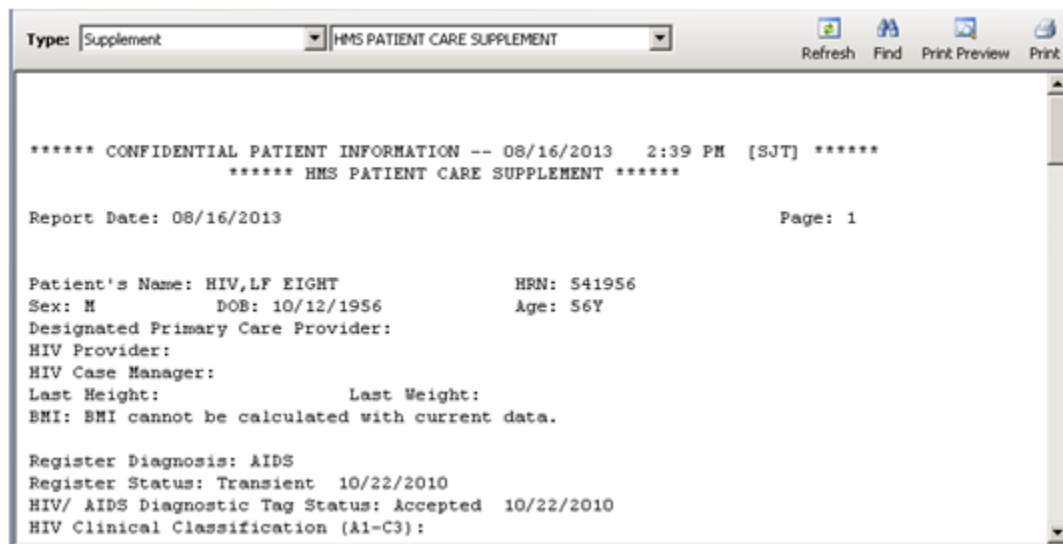





Figure 2-17: Sample HMS Patient Care Supplement

2.6.2 Using the Controls on the Report

Click the Refresh () button to update any RPMS field values with new data from the server.

Click the **Find** () button to access a search tool to find data in the current window.

Click the **Print Preview** () button to access the **Print Preview** dialog. You can print the information in the supplement from this dialog.

Click the **Print** () button to access the **Print** dialog where you specify the printer to output the contents of the pop-up, the page range, and number of copies.

2.7 Related Conditions

This section provides information about the most recent occurrence of any of HIV Opportunistic infections and/or AIDS Defining Illnesses recorded on the patient's PCC Problem List, all status categories.

2.7.1 Opportunistic Infections/AIDS Defining Illnesses

Opportunistic infections are conditions that many HIV/AIDS patients contract. HIV doesn't kill anybody directly but rather weakens the body's ability to fight disease. Infections that are rarely seen in those with normal immune systems are serious and may be deadly to those with HIV. They need to be treated, and some can be prevented. Many of these conditions are considered "reportable" to the State Health Department.

AIDS Defining Illnesses are conditions that are used in conjunction with an HIV diagnosis to determine if a patient has progressed to AIDS. The definition of AIDS Defining Illness is established by the Centers for Disease Control (CDC) as part of its case definition of AIDS. The AIDS Defining Illness clinical decision logic is managed in the BKMV AIDS DEF ILL DXS taxonomy as listed in Appendix A, Section A.2.

If the patient has one or more of these infections documented as the POV or on the Problem List, they will display from the patient record. The Opportunistic Infections are also displayed on the HMS Patient Care Supplement. The Opportunistic Infection clinical decision logic is managed in the BKMV HIV OPP INF DXS taxonomy as listed in Appendix A, Section A.1.

The definitions for AIDS Defining Illnesses and Opportunistic Infections overlap. The following are the current definitions used in iCare.

OI = Opportunistic Infections
AIDS DI = AIDS Defining Illnesses

Diagnosis	Description	OI	AIDS DI
Aspergillosis		X	
Bartonellosis		X	

Diagnosis	Description	OI	AIDS DI
Campylobacter Enteric Disease		X	
Candidiasis of bronchi, trachea, esophagus, or lungs	This illness is caused by infection with a common (and usually harmless) type of fungus called Candida. Candidiasis, or infection with Candida, can affect the skin, nails, and mucous membranes throughout the body. Persons with HIV infection often have trouble with Candida, especially in the mouth and vagina. However, candidiasis is only considered an OI when it infects the esophagus (swallowing tube) or lower respiratory tract, such as the trachea and bronchi (breathing tube), or deeper lung tissue.	X	X
Candidiasis, Oral		X	
Carcinoma, invasive cervical	This is a cancer that starts within the cervix, which is the lower part of the uterus at the top of the vagina, and then spreads (becomes invasive) to other parts of the body. This cancer can be prevented by having your care provider perform regular examinations of the cervix.		X
Coccidioidomycosis	This illness is caused by the fungus <i>Coccidioides immitis</i> . It most commonly acquired by inhaling fungal spores, which can lead to a pneumonia that is sometimes called desert fever, San Joaquin Valley fever, or valley fever. The disease is especially common in hot, dry regions of the southwestern United States, Central America, and South America.	X	X
Cryptococcosis	This illness is caused by infection with the fungus <i>Cryptococcus neoformans</i> . The fungus typically enters the body through the lungs and can cause pneumonia. It can also spread to the brain, causing swelling of the brain. It can infect any part of the body, but (after the brain and lungs) infections of skin, bones, or urinary tract are most common.	X	X
Cryptosporidiosis	This diarrheal disease is caused by the protozoan parasite <i>Cryptosporidium</i> . Symptoms include abdominal cramps and severe, chronic, watery diarrhea.	X	X
Cytomegalovirus disease	This virus can infect multiple parts of the body and cause pneumonia, gastroenteritis (especially abdominal pain caused by infection of the colon), encephalitis (infection) of the brain, and sight-threatening retinitis (infection of the retina at the back of eye). People with CMV retinitis have difficulty with vision that worsens over time. CMV retinitis is a medical emergency because it can cause blindness if not treated promptly.	X	X
Hemophilus Influenzae Respiratory Disease		X	
Hepatitis B Virus		X	
Hepatitis C Virus		X	
Herpes simplex	Herpes simplex virus (HSV) is a very common virus that for most people never causes any major problems. HSV is usually acquired sexually or from an infected mother during birth. In most people with healthy immune systems, HSV is usually latent (inactive). However, stress, trauma, other	X	X

Diagnosis	Description	OI	AIDS DI
	infections, or suppression of the immune system, (such as by HIV), can reactivate the latent virus and symptoms can return. HSV can cause painful cold sores (sometime called fever blisters) in or around the mouth, or painful ulcers on or around the genitals or anus. In people with severely damaged immune systems, HSV can also cause infection of the bronchus (breathing tube), pneumonia (infection of the lungs) and esophagitis (infection of the esophagus, or swallowing tube).		
Histoplasmosis	This illness is caused by the fungus <i>Histoplasma capsulatum</i> . <i>Histoplasma</i> most often infects the lungs and produces symptoms that are similar to those of influenza or pneumonia. People with severely damaged immune systems can get a very serious form of the disease called progressive disseminated histoplasmosis. This form of histoplasmosis can last a long time and involves organs other than the lungs.	X	X
HIV Encephalopathy	This brain disorder is a result of HIV infection. It can occur as part of acute HIV infection or can result from chronic HIV infection. Its exact cause is unknown but it is thought to be related to infection of the brain with HIV and the resulting inflammation.		X
Human Papillomavirus		X	
Isosporiasis	This infection is caused by the parasite <i>Isospora belli</i> , which can enter the body through contaminated food or water. Symptoms include diarrhea, fever, headache, abdominal pain, vomiting, and weight loss.	X	X
Kaposi's Sarcoma	This cancer, also known as KS, is caused by a virus called Kaposi's sarcoma herpesvirus (KSHV) or human herpesvirus 8 (HHV-8). KS causes small blood vessels, called capillaries, to grow abnormally. Because capillaries are located throughout the body, KS can occur anywhere. KS appears as firm pink or purple spots on the skin that can be raised or flat. KS can be life-threatening when it affects organs inside the body, such the lung, lymph nodes or intestines.		X
Lymphoma, multiple forms	Lymphoma refers to cancer of the lymph nodes and other lymphoid tissues in the body. There are many different kinds of lymphomas. Some types, such as non-Hodgkin lymphoma and Hodgkin lymphoma, are associated with HIV infection.		X
Microsporidiosis		X	
Mycobacterium avium Complex (MAC)	MAC is caused by infection with different types of mycobacterium: <i>Mycobacterium avium</i> , <i>Mycobacterium intracellulare</i> , or <i>Mycobacterium kansasii</i> . These mycobacteria live in our environment, including in soil and dust particles. They rarely cause problems for persons with healthy immune systems. In people with severely damaged immune systems, infections with these bacteria spread throughout the body and can be life-threatening.	X	X
<i>Pneumocystis carinii</i>	This lung infection, also called PCP, is caused by a fungus,	X	X

Diagnosis	Description	OI	AIDS DI
Pneumonia (PCP)	which used to be called <i>Pneumocystis carinii</i> , but now is named <i>Pneumocystis jirovecii</i> . PCP occurs in people with weakened immune systems, including people with HIV. The first signs of infection are difficulty breathing, high fever, and dry cough.		
Pneumonia	Pneumonia is an infection in one or both of the lungs. Many germs, including bacteria, viruses, and fungi can cause pneumonia, with symptoms such as a cough (with mucous), fever, chills, and trouble breathing. In people with immune systems severely damaged by HIV, one of the most common and life-threatening causes of pneumonia is infection with the bacteria <i>Streptococcus pneumoniae</i> , also called <i>Pneumococcus</i> . There are now effective vaccines that can prevent infection with <i>Streptococcus pneumoniae</i> and all persons with HIV infection should be vaccinated.		X
Progressive Multifocal Leukoencephalopathy	This rare brain and spinal cord disease is caused by the JC virus. It is seen almost exclusively in persons whose immune systems have been severely damaged by HIV. Symptoms may include loss of muscle control, paralysis, blindness, speech problems, and an altered mental state. This disease often progresses rapidly and may be fatal.	X	X
Pseudomonas respiratory Disease		X	
Salmonella Enteric Disease		X	
Salmonella Septicemia	Salmonella are a kind of bacteria that typically enter the body through ingestion of contaminated food or water. Infection with salmonella (called salmonellosis) can affect anyone and usually causes a self-limited illness with nausea, vomiting, and diarrhea. Salmonella septicemia is a severe form of infection in which the bacteria circulate through the whole body and exceeds the immune system's ability to control it.		X
Shigella Enteric Disease		X	
Staphylococcus Respiratory Disease		X	
Streptococcal Respiratory Disease		X	
Syphilis		X	
Toxoplasmosis	This infection, often called toxo, is caused by the parasite <i>Toxoplasma gondii</i> . The parasite is carried by warm-blooded animals including cats, rodents, and birds and is excreted by these animals in their feces. Humans can become infected with it by inhaling dust or eating food contaminated with the parasite. <i>Toxoplasma</i> can also occur in commercial meats, especially red meats and pork, but rarely poultry. Infection with toxo can occur in the lungs, retina of the eye, heart, pancreas, liver, colon, testes, and brain. Although cats can transmit toxoplasmosis, litter boxes can be changed safely by wearing gloves and washing hands thoroughly with soap and water afterwards.	X	X

Diagnosis	Description	OI	AIDS DI
	All raw red meats that have not been frozen for at least 24 hours should be cooked through to an internal temperature of at least 150oF.		
Tuberculosis	Tuberculosis (TB) infection is caused by the bacteria Mycobacterium tuberculosis. TB can be spread through the air when a person with active TB coughs, sneezes, or speaks. Breathing in the bacteria can lead to infection in the lungs. Symptoms of TB in the lungs include cough, tiredness, weight loss, fever, and night sweats. Although the disease usually occurs in the lungs, it may also affect other parts of the body, most often the larynx, lymph nodes, brain, kidneys, or bones.	X	X
Wasting syndrome	Wasting is defined as the involuntary loss of more than 10% of one's body weight while having experienced diarrhea or weakness and fever for more than 30 days. Wasting refers to the loss of muscle mass, although part of the weight loss may also be due to loss of fat.		X

2.7.2 AIDS Defining Illnesses

AIDS Defining Illnesses are conditions that are used in conjunction with an HIV diagnosis to determine if a patient has progressed to AIDS. The definition of an AIDS Defining Illness is established by the Centers for Disease Control (CDC) as part of its case definition of AIDS.

2.8 HIV/AIDS-Related Reminders

HIV/AIDS-related reminders are generated in order to “remind” the provider of the need for a particular lab test, procedure, immunization, health screen, or education session regarding HIV/AIDS patient care. These reminders are created based on current, expert recommendations and serve as a means to notify the provider when one of these functions is due or overdue. The decision to act on the reminder remains a clinical decision.

There are 23 HIV/AIDS Reminders available. Appendix B: describes the logic for the HIV/AIDS-related reminders in detail.

You can view the reminders in one of three ways:

Method 1: **Panel View** | **Reminders** tab. Follow these steps:

1. From a **Panel** view, click the **Reminder** tab.

▼	▼	▼	▼	▼	▼	▼	▼	▼	▼	▼
	Patient Name	HRN	DOB	CD4 Test	HIV Viral Load Test	PPD Test (TB)	Syphilis (RPR) Test	Syphilis (T.A.ABS) Test	Hepatitis C Screening Test	
	ABERNATHY ANGEL GABRIELLE	174295-CI	Nov 06, 1954	Feb 22, 2011	Oct 03, 2010	Feb 21, 2013	Feb 21, 2013	Feb 22, 2013	Feb 21, 2013	
		171760-CI	Aug 05, 1900	Feb 16, 2013	Feb 16, 2013	Feb 16, 2013	Feb 16, 2013	Feb 22, 2013	Feb 22, 2013	
		171761-URIA								
		104914-CI	Feb 07, 1953	Feb 16, 2013	Feb 16, 2013	Nov 10, 2006	Nov 07, 2000	Feb 22, 2013	Feb 16, 2013	
		104913-CI								
		104915-URIA								
		118600-CI	Feb 07, 1981	Oct 01, 2010	Oct 01, 2010	Feb 16, 2013	Dec 07, 2009	Feb 22, 2013	Dec 07, 2009	
		118601-URIA								
		118602-CI	Feb 03, 1984	Feb 16, 2013	Feb 16, 2013	Aug 16, 2005	Mar 18, 2011	Feb 22, 2013	Feb 22, 2013	
		120080-CI								
		120079-CH								
		120081-URIA								
		114016-CI	Mar 23, 1972	Feb 16, 2013	Feb 16, 2013	Feb 16, 2013	Mar 04, 2010	Feb 22, 2013	Mar 04, 2010	
		114015-CH								
		114017-URIA								
		117790-CI	Jul 31, 1979	Feb 16, 2013	Feb 16, 2013	Mar 02, 1997	Aug 01, 1997	Feb 22, 2013	Feb 16, 2013	

Figure 2-18: Sample Reminders tab on Panel View window

OR

Method 2: From the Panel view, click the Care Mgmt tab. Select the HIV/AIDS group. Click the Reminder sub-tab.

▼	▼	▼	▼	▼	▼
	Patient Name	HRN	DOB	CD4 Test	HIV Viral Load Test
	HIV_FIFTEEN	150015-CI	Jan 01, 1955	NDA	NDA
	HIV_FOUR	555555-CI	Jun 03, 1946	NDA	NDA
	HIV_LF EIGHT	541956-CI	Oct 12, 1956	NDA	NDA
	HIV_LF FIVE	421968-CI	Oct 12, 1968	Jan 01, 2011	Jan 01, 2011
	HIV_LF NINE	761934-CI	Oct 12, 1934	Oct 05, 2010	Aug 10, 2013
	HIV_LF SIX	721938-CI	Oct 12, 1938	Jan 05, 2011	Aug 10, 2013
	HIV_LF THREE	551955-CI	Oct 12, 1955	NDA	NDA
	HIV_NINETEEN	29816-CI	Mar 20, 1950	NDA	NDA
	HIV_SEVEN	99111-CI	May 21, 1947	NDA	NDA
	HIV_SIX	222111-CI	Dec 01, 1967	NDA	NDA
	HIV_SIXTEEN	161616-CI	Jan 01, 1935	NDA	NDA
	HIV_THREE	333333-CI	Nov 07, 1950	NDA	NDA

Figure 2-19: Sample Reminders sub-tab data

OR

Method 3: From the Patient record view, click the Reminders tab.

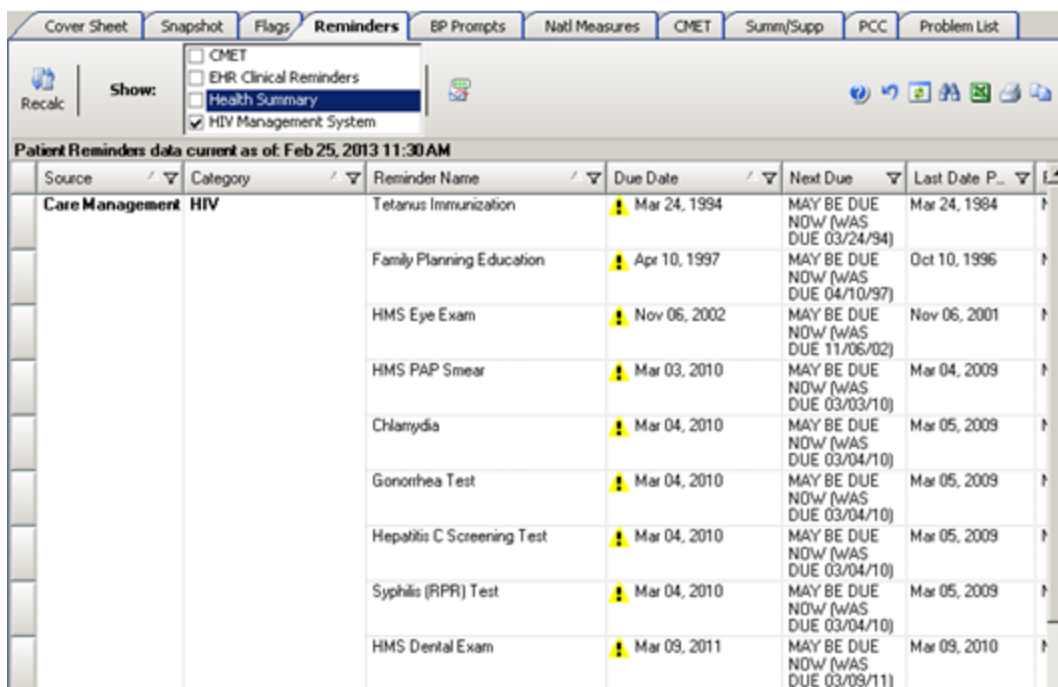


Figure 2-20: Sample Reminders tab from the patient record window

Appendix B: provides more detailed logic information associated with the reminder logic.

Reminder Type	Frequency	Factors for Display
CD4 Test	Every 4 months	
Chlamydia	Variable, depending on age, diagnoses, or test	Displays for patients ages 18 and older
Family Planning Education	Every 6 months	Displays for female patients ages 13-44 and male patients ages 13 and older
Gonorrhea Test	Variable, depending on age, diagnoses, or test	Displays for patients ages 18 and older
Hepatitis A IZ	Once, or a Hep A diagnosis	
Hepatitis B IZ	Once, or a Hep B diagnosis	
Hepatitis B Retest	After 3 Hep B immunizations	Displays for patients with no documented Hep B test after 3 Hep B immunizations
Hepatitis B Test	Once	
Hepatitis C Confirmatory Test	After a positive Hep C EIA	Displays for patients with positive Hep C EIA only
Hepatitis C Screening Test	Annually	
HIV Viral Load Test	Every 4 months	
HMS Dental Exam	Variable depending on CD4	
HMS Eye Exam	Annually unless recent CD4 Absolute is <50, then 6 months	
HMS Influenza IZ	Annually	

Reminder Type	Frequency	Factors for Display
HMS Mammogram	Annually	Displays for female patients ages 50-69 without documented bilateral mastectomy
HMS Pap Smear	Variable, depending on CD4	Displays only for female patients ages 18 through 64 without documented hysterectomy
HMS Pneumovax IZ	Every five years	
PPD Test (TB)	Annually	
Safe Sex Education	Every 6 months	Displays for patients ages 13 and older.
Syphilis (FTA-ABS) Test	After a positive RPR	Displays for patients with positive RPR
Syphilis (RPR) Test	Variable, depending on diagnoses	
Tetanus IZ	Every 10 years	
Toxoplasmosis Test	Annually	Displays for patients with no history of positive Toxoplasmosis test


3.0 Panel Management

A panel is an automated tool for maintaining a list of patients who meet criteria set by the user and providing various condition-specific reports, reminders, and plans to assist providers in managing the disease or condition.

iCare can be used to maintain a list of all HIV/AIDS patients.

There are many methods to creating an HIV/AIDS panel in iCare.

The following information applies to the **Panel Definition** window. You access this window from the **Panel List** window by doing any of the following:

- Click the **New** () button
- Select the **New** option on the context menu
- Select **File | Panel | New**

The application displays the **Panel Definition** window with focus on the **Definition** tab.

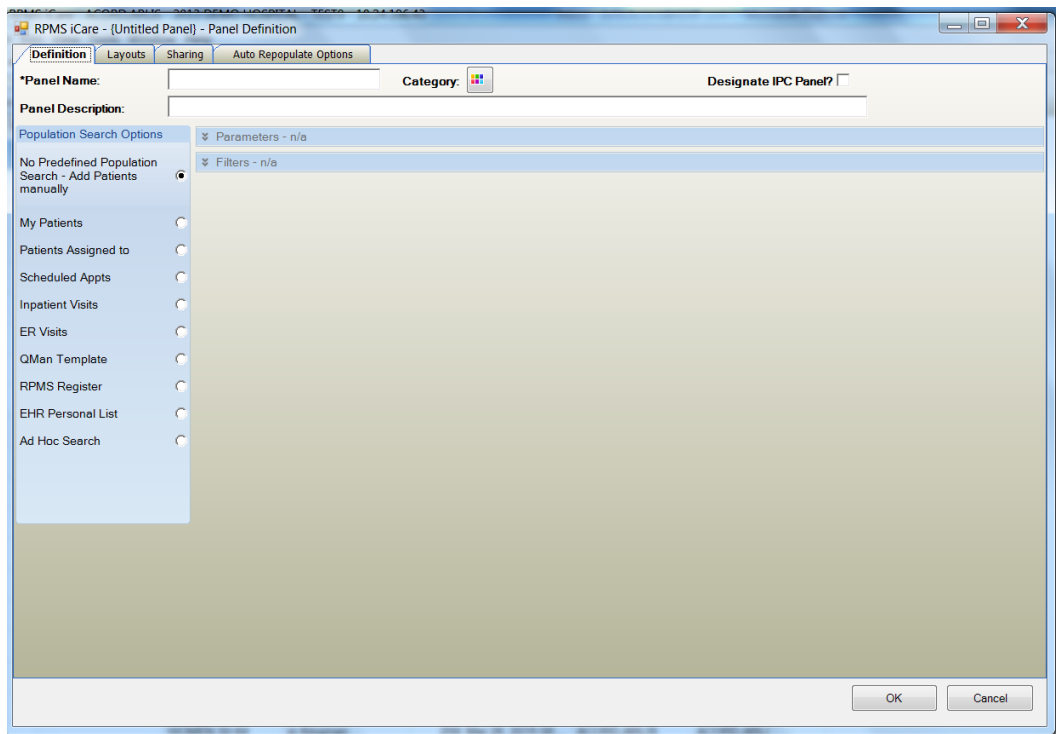


Figure 3-1: Initial **Definition** tab

3.1 Using the No Predefinition/Population Search

You can manually add all known HIV/AIDS patients at your site by using this search method. This method might be used by sites with a small HIV/AIDS patient population. Section 2.2 provides information about how to search for a patient.

3.2 Using the Patients Assigned To Search

The objective is to find the Specialty Providers with a Specialty Type of HIV/AIDS.

After selecting the **Specialty Provider** radio button, you need to specify the specialty provider types. Click **Edit** to access the **Add/Remove Specialty Provider Types** dialog.

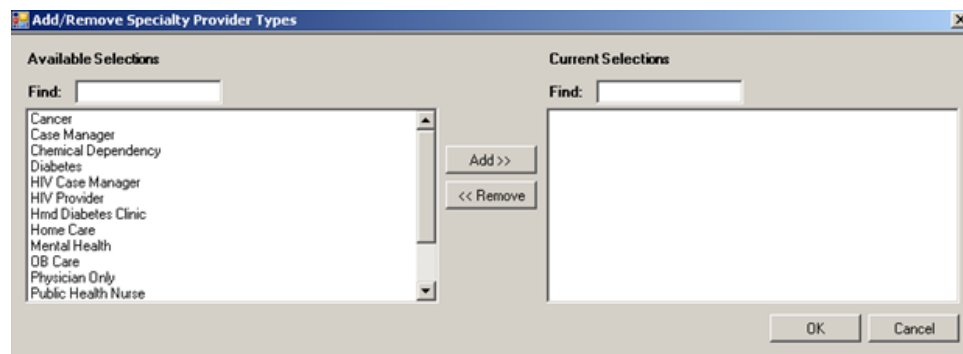


Figure 3-2: Sample **Add/Remove Specialty Providers Types** dialog

3.3 Using the Qman Template Search

Find the template in iCare and the panel will be automatically populated with the QMAN search results.

Template Name	Template Type	Created By	Completed Date
[1998PREGNANCY	P	RPROVIDER,DI...	
[3RD QTR 97	P	CDEMO_SANJIV	
[CRB-2002 DM AUDIT	P	MIPROVIDER,M...	
[ICARE COMMUNITY 2	P	MIPROVIDER,M...	
[ICARE TEST COMMUNITY	P	MIPROVIDER,M...	
[MB-HEP2-3	P	XPROVIDER,R...	
[MB-IMMHEPB	P	XPROVIDER,R...	
ABNORMAL BREAST 00-07	P	ARPROVIDER...	

Figure 3-3: Selecting the QMan Template

3.4 Using the RPMS Register Parameters Search

If your site has been using the roll-and-scroll HIV Management System (HMS) application to create a register, you may want to populate your iCare panel with that register.

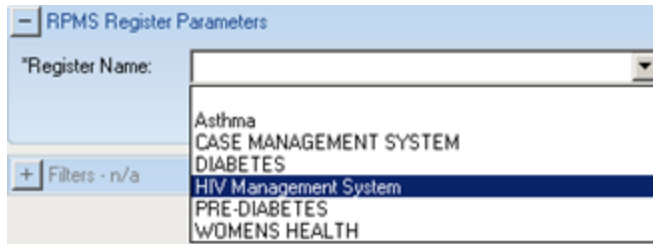


Figure 3-4: Selecting the **HIV Management System** in **RPMS Register Parameters**

3.5 Patients with HIV/AIDS Diagnostic Tag Search

This search for patients would be under the Ad Hoc search using the **Diagnostic Tag** filter.

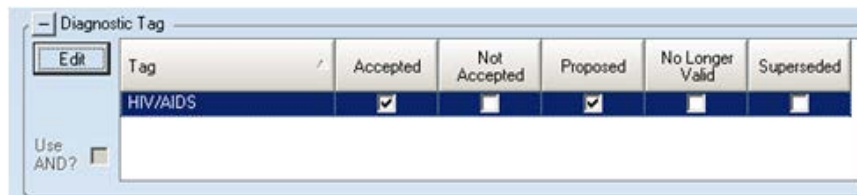


Figure 3-5: Using HIV/AIDS tag under the **Diagnostic Tag** group box

3.6 Patients with AIDS or HIV on Problem List Search

This option is under the Ad Hoc Search using the **Problem** filter.

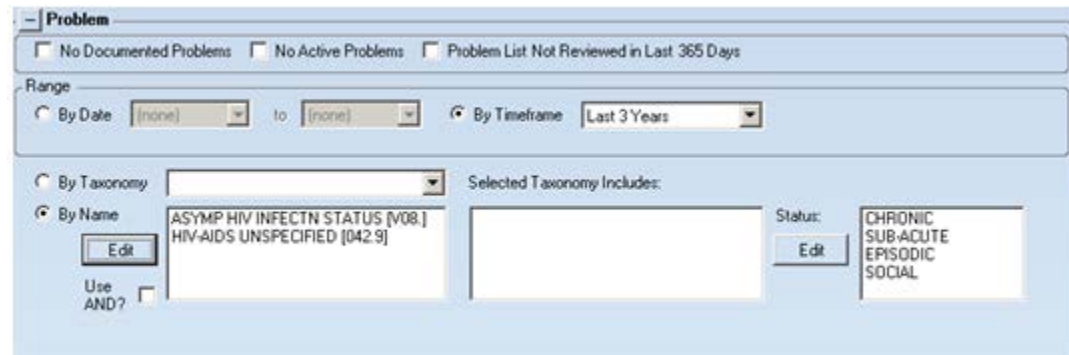


Figure 3-6: AIDS or HIV on Problem List for any patient

3.7 Patients with AIDS or HIV Reminder Search

This option is under the Ad Hoc Search using the **Reminder** filter.

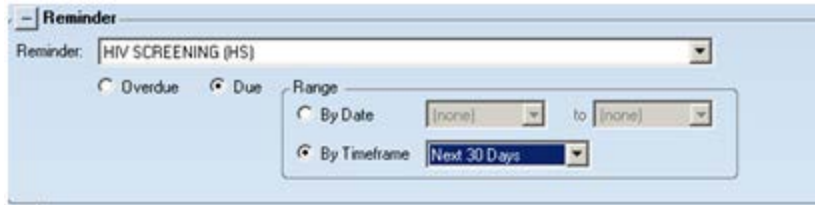


Figure 3-7: Patient with AIDS or HIV Reminder

3.8 Patients Who Visit HIV/AIDS Clinic Search

This option is under the Ad Hoc Search using the **Visit** filter.

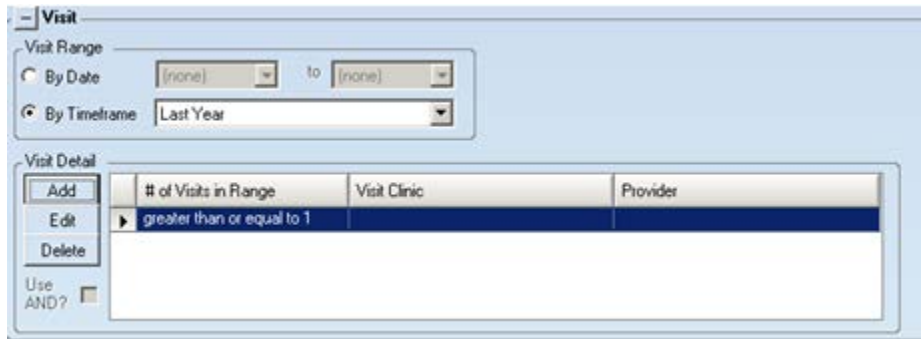


Figure 3-8: Patients who visit HIV/AIDS clinic search

When searching for a **Visit Clinic** name, there might not be one with ‘HIV’ or ‘AIDS’ in its name. However, you could use one with ‘Early Intervention’ or ‘Chronic Disease’ in its name.

4.0 Reports

Below is information about the various HIV/AIDS reports.

4.1 HMS Patient Care Supplement

From any patient's record on the **Summary/Supplement** (Summ/Supp) tab, you can view and print the patient's HMS Patient Care Supplement. Section 2.6 provides information about how to generate the HMS Patient Care Supplement.

The HMS Patient Care Supplement displays information specifically related to HIV/AIDS. The provider will be able to see, at a glance, the relevant labs, related diagnoses, medications and reminders. Appendix F: provides the logic for the HMS Patient Care Supplement. Also, Section III of the HIV/AIDS Glossary provides information about this supplement.

4.2 State Surveillance Report (SSR)

The State Surveillance report is a multi-page report that can be filled out and sent to the state when a patient has been diagnosed with HIV or AIDS. The report format is based on standard CDC reporting requirements.

The State Surveillance Report is exclusively located in a patient's record on the **Care Management** (Care Mgmt) tab.

The State Surveillance Report is just a guide for a site to use; it is not state-specific.

The State Surveillance Report fills in some of the patient information that may be available, such as name, race, ethnicity, and address. The blank does not include this information.

Below is an example of part of the State Surveillance Report:

```
SECTION III: DEMOGRAPHIC INFORMATION

Diagnostic status at report:
  (Check one)  ___ HIV  ___ AIDS
Age at Diagnosis: 32
Date of Birth: 12/11/1980
Current Status: Alive
Date of Death:
  (mm/dd/yyyy)
State/Territory of Death:
  Gender: FEMALE
Ethnicity:
  ___ Hispanic  ___ Not Hispanic  ___ Unknown
Race: AMERICAN INDIAN OR ALASKA NATIVE
Country of Birth: U.S.A.
```

Figure 4-1: Section III of the State Surveillance Report

You can select to print out a blank report form and fill in all of the data manually, or print a patient-specific form. The patient-specific form will display many data items directly from RPMS, but several elements will still have to be confirmed and filled in manually.

Regardless of which form you choose to print, providers should review this report, manually correct or fill in any incorrect or missing data, then send the report to the appropriate state agency.

If your state has a specific format, running the SSR for a patient may provide you with RPMS data that can be transferred to your state's form.

To generate the report, follow these steps:

1. Open a patient record.
2. Click the **Care Management** tab.
3. Select **HIV/AIDS** in the **Please Select a Group** field.
4. Click **Reports** on the **Main** sub-tab.
5. Do one of the following:
 - a. Select **State Surveillance (Blank)** option to access a blank **State Surveillance** report.
 - b. Select **State Surveillance** option to access the **State Surveillance** report.

4.3 Quality of Care (QOC) Report

The Quality of Care (QOC) report provides a snapshot of key care indicators for HIV/AIDS patients at the provider's site. Use the report to assess how well care is being extended to HIV/AIDS patients, and to justify activities at the provider's site.

The general format is based on HIVQual, an HRSA-sponsored program built upon a model of quality improvement consultation that was developed in New York State. The goal of the HIVQual Continuous Quality Project is to improve the quality of care delivered to persons with HIV.

Clinical elements that are documented in the Quality of Care report include the following:

- CD4 (T cell) and HIV Viral load test dates and categorization by test results
- STD testing: Completion of tests and categorization of test results for sexually-transmitted diseases (STDs), including syphilis (RPR (rapid plasma reagin)), chlamydia, and gonorrhea as well as Hepatitis C screening and Colorectal Cancer screening.
- Infectious disease prevention: testing for or immunization against tuberculosis, pneumococcal diseases, and tetanus.
- Relevant exams and procedures: completion of eye exam, dental exams and specific exams for women i.e. pap smears and mammograms.
- Medications: categorizes patients by types of medications, including ARV (anti-retroviral) therapy, PCP and MAC prophylaxis
- Related health factors: categorizes patient by Tobacco and substance abuse screening and use.
- Mental Health Screening: Cognitive Function Assessment, Depression Screening, Anxiety Screening, Psychosocial Assessment, Sleeping Habits Assessment, Appetite Assessment, Domestic Violence Screening, and Post Traumatic Stress Disorder Screening.
- Patient Education: on safe sex, family planning and other HIV-related topics.

Appendix E: provides a description of the logic used to create the Quality of Care report. And a full example of a QOC report.

In order for the QOC report to be accurate and effective, Case Managers should ensure that the register fields and taxonomies are up-to-date, and that the report is run every month.

When the report is started, a list of taxonomies used by the report will be displayed if they do not contain any data.

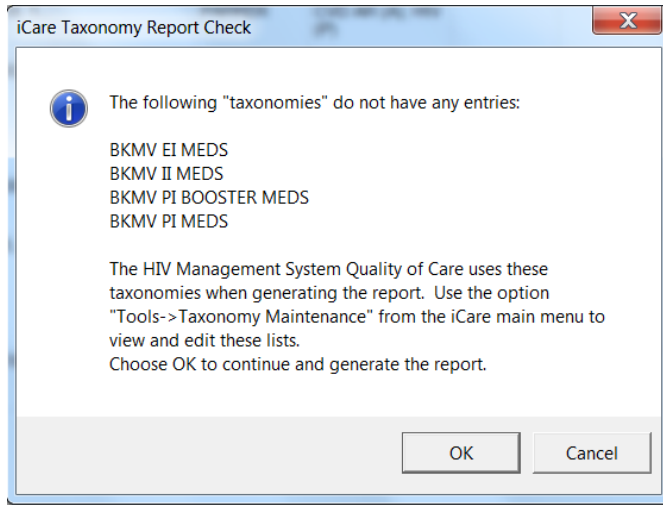


Figure 4-2: iCare Taxonomy Report Check

Some sites may opt to run the QOC report only on HIV patients and another only on AIDS patients.

The QOC report is exclusively located in the panel view (not in a patient's individual record).

The report can run on everyone in your panel or on specific patients in your panel. The report can also be run on patients with an HIV/AIDS Diagnostic Tag or patients from the HMS Register.

To generate the report, follow these steps:

1. In your panel view, select the patients to be included in the QOC report on the **Care Mgmt** tab (under the **Main** sub-tab).
2. Click **Reports**.
3. Select **Quality of Care** to access the **Quality of Care** dialog.

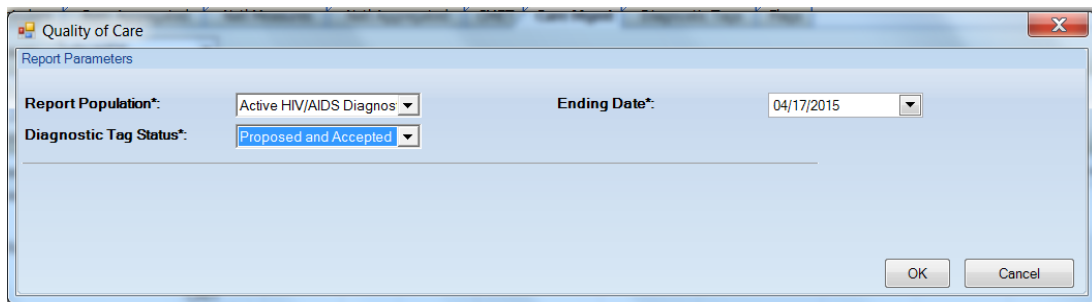


Figure 4-3: Sample **Quality of Care** dialog

4. The population for the report is determined by either the **Report Population** or **Diagnostic Tag Status** field.

- a. From the **Report Population** drop-down menu, select the population on which you want to run the report. As mentioned above, you can select individual patients. The options are: Active HIV/AIDS Diagnostic Tag, Active HMS Register Patients. Selected Patients are added to the list if patients were highlighted and selected prior to clicking on reports.

Patient Name	HRN	DOB	Register..	HIV Provi..	HIV Case..	HMS Di
DEMO.ALISTER LANE	124625-TST 124626	May 20, 1980				
DEMO.AMENDMENT ONE	124221-TST	Apr 19, 1954	ACTIVE			AT RISK EXPOSE SOURC UNKNO
DEMO.AMENDMENT TWO	112025-TST 112026-CRIT 112027-ASAP	May 22, 1980	ACTIVE			AT RISK EXPOSE SOURC UNKNO
DEMO.ASHLEY	114649-TST	Feb 27, 1990				
DEMO.BCMAONE	147513-TST	Feb 08, 1976				
DEMO.BCMATWO	147514-TST	Dec 08, 1971				
DEMO.BENJAMIN SR	139644 139645 139646	Aug 06, 2006				
DEMO.BERNADINE MARIA	140558-TST 140559	Nov 11, 1992				

Figure 4-4: Selected patients example

- b. The **Diagnostic Tag Status** field is active when you the select the **Active HIV/AIDS Diagnostic Tag** option in the **Report Population** field. Select the status of the Diagnostic Tag: Accepted, Proposed, or Proposed and Accepted.
5. In the **Ending Date** field, the default date is the current date.

Note: It is important to understand that the QOC report is an annual, retrospective report, meaning that the start date of the report is always set at one year prior to the Ending Date.

You can change the end date by typing in a new date or selecting it from the calendar.

6. Click **OK** (otherwise, click **Cancel**). After clicking **OK**, the report displays.

The report can take some time to run, depending on the number of patients and the system load at your site. You will get a message will shows you that it is running and allows you to cancel if you need to.

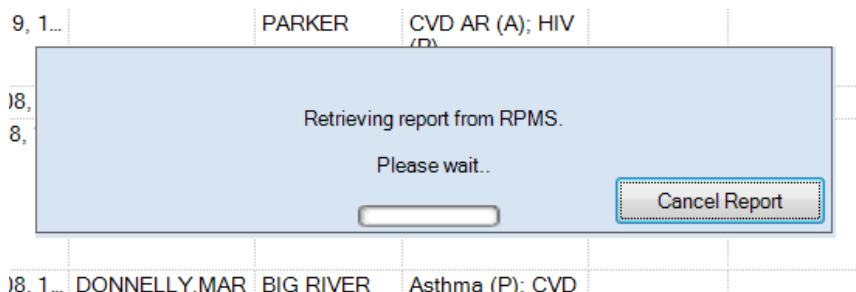


Figure 4-5: Report retrieval message

7. Click **OK** (otherwise, click **Cancel**). After clicking **OK**, the report displays.

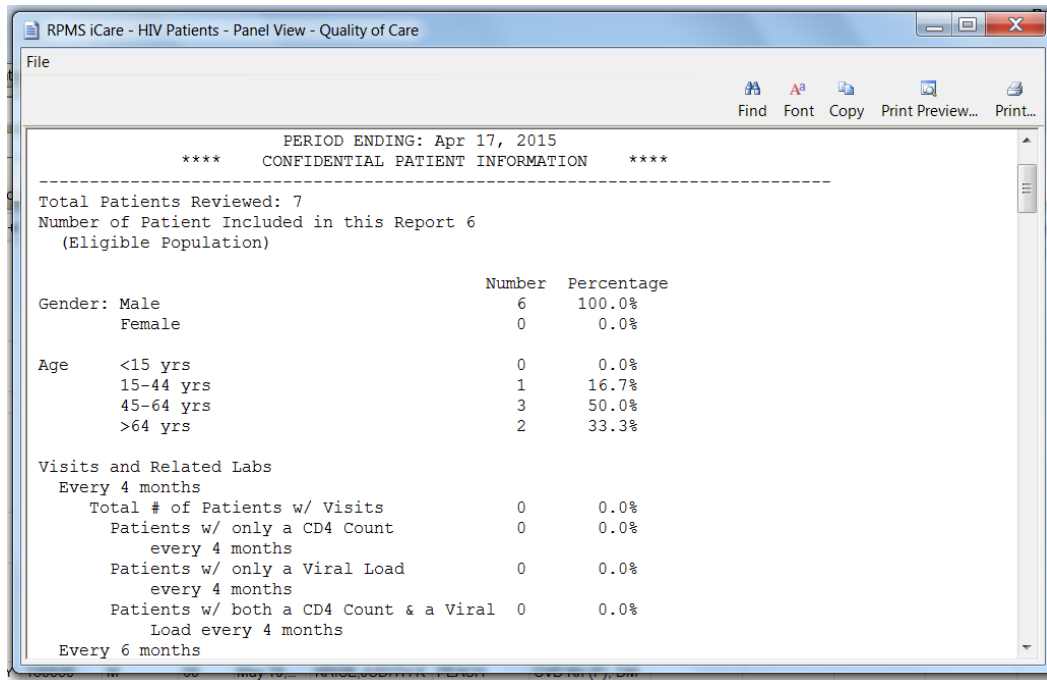


Figure 4-6: Sample of part of the Quality of Care report

5.0 HIV/AIDS Community Alert

iCare generates anonymous Community Alerts for the incidence of suicidal behavior, public health concerns and the Center for Disease Control's (CDC) Nationally Notifiable Diseases (NND) about HIV/AIDS. During a nightly background job in iCare, POVs are mined for the incidence of each of these. The display of these community alerts are a user-specific preference, meaning that individual iCare users may choose whether or not to see a particular community alert.

For display, the NNDs are divided into three levels of alerts: Mandatory, Recommended, and Optional.

- Mandatory alert displays are automatically set to display and users cannot be turned off.
- Recommended alert displays are automatically set to display but users can opt to turn these off.
- Optional alert displays are automatically set as off, but users can turn them on. The HIV/AIDS alert is an Optional alert.

To view the setting of your HIV/AIDS community alert:

1. Open the **Tools** menu.
2. Select **User Preferences**.
3. Go to the **Comm Alert Setup** tab. Scroll down to the **HIV/AIDS** alert under the **Optional** sub-tab. Click the check box so that the alert is **On**.

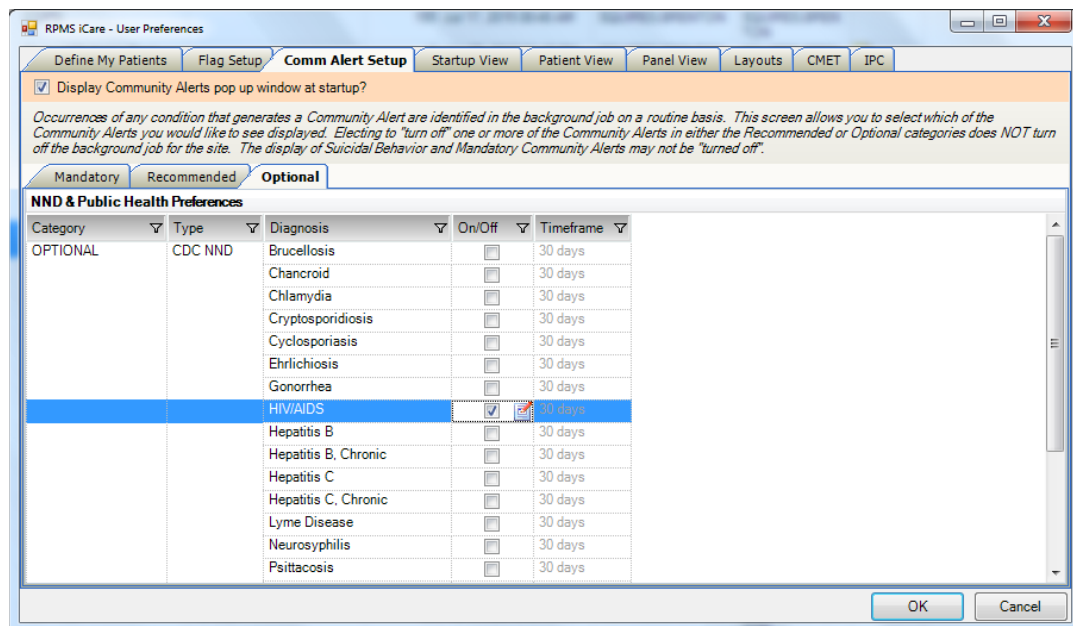


Figure 5-1: Scroll to HIV/AIDS alerts and click the check box

6.0 Taxonomy Management

This section describes the purpose of taxonomies, and how to view, edit, and add a site-populated taxonomy.

6.1 What is a Taxonomy

A taxonomy is the RPMS structure that holds the codes or terms that comprise any clinical definitions used by iCare and other RPMS clinical applications to calculate reminders and to construct reports.

iCare is similar to other clinical applications that use programmed logic (algorithms or artificial intelligence) to compute due and overdue HIV/AIDS-related reminders and other calculations related to constructing a complex report. Appendix D: provides the detailed algorithm logic used by iCare. The logic is composed of individual definitions of clinical elements, such as tests, immunizations, or diagnoses.

In order to provide comparable reminders and reporting across all I/T/U facilities, as much logic as possible is based on standard national codes. These codes include ICD-9, CPT, LOINC, drug class and national IHS standard codesets (e.g., Health Factors, patient education codes, or exam codes). For lab test and medication terminology that is not standardized across each facility, iCare uses taxonomies that are populated by each individual facility with its own codes.

Therefore, there are two different types of taxonomies distributed: software-defined (“hard-coded”) and site-populated.

6.2 Taxonomy Nomenclature

Codes and terms contained in a taxonomy are referred to as “members” of the taxonomy.

The names of the taxonomies generally describe the type of content. Each type of code (CPT, ICD, etc.) requires a separate taxonomy. The following terms are typically used in the taxonomy name:

- CPTS: CPT codes for procedures, tests, etc.
- CVX: standardized immunization codes maintained by the CDC and used by the RPMS Immunization application
- DXS: ICD9 codes used to describe diagnoses in the RPMS Purpose of Visit (POV) or Problem List
- FACTORS or HLTH FACTORS: IHS Health Factor codes
- LOINC: standardized codes used to identify lab tests, in addition to the site-populated lab test taxonomies

- NDCS: NDC (National Drug Classification) codes used to identify medications, in addition to the site-populated medication taxonomies
- PROC or PROCEDURES: ICD9 Procedure codes

Appendix C: provides a complete list of clinical definitions and associated taxonomies. Note that some of the taxonomies are new, while many have been in existence for quite some time and are used throughout RPMS.

6.3 Software-Defined (Hard-coded) Taxonomies

One clinical definition might be comprised of multiple code types with corresponding multiple taxonomies. For data elements like diagnoses, procedures, or lab tests identified by LOINC codes, a taxonomy is created for each code type within a definition that contains the standard codes that a software program should look for. These codes are hard-coded by the programmer into software-defined taxonomies that are distributed with the software. These taxonomies are defined nationally and cannot be modified at the local level. An example of a software-defined taxonomy is BGP CPT PAP that contains the list of CPT codes that define a pap smear.

You should become familiar with the contents of the taxonomies in order to understand how your site can better document patient records. If you feel that an existing, nationally defined taxonomy requires editing, the user should contact the OIT Help Desk.

6.4 Site Populated Taxonomies

Site-populated taxonomies are used to moderate the variations in terminology for medication and laboratory test names from one facility to another. PCC programs cannot deal with variations in spelling, spacing, and punctuation. Rather than attempting to find all potential spellings of a particular medication, the application looks in a specified taxonomy for the exact medication names that have been entered by that site.

Site-populated taxonomies are distributed without content, that is, the taxonomies are “empty.” The individual facility will enter all medication or lab test names used at that particular facility. This means that one site’s Hepatitis B test data, called Hep B Surface Antigen, can be compared to another site’s test called Hbsag Hep B Surface Ant. Or, one site’s NRTI medication data can be compared to another site, even though the same names are not used for these medications (“Zidovudine 100MG Cap” or “Zidovudine Cap/100 MG”).

If there is content in an existing site-populated taxonomy, it will not be overwritten or deleted in iCare.

There are numerous site populated laboratory and medication taxonomies that must be populated by a Case File Manager. The population of these taxonomies will increase the accuracy of iCare reporting. New taxonomies added through the

installation of updated software releases will by default, be empty, requiring site intervention to populate based on the site's needs. Always check the release notes for any new taxonomies being loaded.

A separate table for the laboratory and the medication site-populated taxonomies are provided below to use as a checklist.

Taxonomy names beginning with "BGP" are created and "owned" by the Clinical Reporting System (CRS) and should already be populated on your server. However, you should still plan to review the content for all site-populated taxonomies to ensure that they are accurate.

Note: All taxonomies should be reviewed for completeness and potential updates before running any functions.

6.4.1 Lab Test Taxonomies

The following is a list of lab taxonomies that must be populated by the site. It is recommended that you consult with your laboratory supervisor in order to include all lab tests that are being performed at your site. Each taxonomy has examples of common names for these lab tests, which may assist you in locating all appropriate tests for your site.

Note: To provide the most accurate reporting, you should include all test names that have been used by your facility at least since 1995, even if these codes are currently inactive. Some measures search for tests as far back as 10 years, e.g., tuberculosis.

Many sites designate inactive lab tests by adding one of the following characters at the beginning of the test name: "z," "Z," "xx," "X," or "*." Search for these characters in your lab file and include these tests in your site-populated taxonomies because these tests may have been in use at one time.

The following table provides taxonomy names, their descriptions, examples of member and associated CPT codes. Please note the column labeled "Example of Members" are just examples; your site might or might not use this terminology.

Taxonomy Name	Description	Example of Members	Associated CPT Code
BGP CD4 TAX	All test names related to any element of a CD4 Lab Test, used to evaluate immune system status (Also known as: T4 count, T-helper cells) This taxonomy is used to determine that a patient had the test, but is not used to determine the test result (see BKM CD4 ABS TAX below). This taxonomy is also used by CRS NOTE: do NOT include HIV panels in this taxonomy.	CD4 Cells CD4 Lymphocytes CD4 Absolute or ABS CD4 Helper T-Lymphocyte Marker T-Lymphocyte Helper / Suppressor Profile T-Cell Activation Profile	86361
BGP CHLAMYDIA TESTS TAX	All lab tests for Chlamydia trachomatis, including panels	Chlamydia Culture Chlamydia IgG Chlamydia IgM Chlamydia Screen Chlamydia, DNA Probe Chl/Gc Combo Chlamydia & Gonorrhea Probe Pap/HPV/Chlam/Gonorrhea Combo	
BGP HIV TEST TAX	All lab tests to test for HIV NOTE: make sure you are NOT including any test name that is actually referring to an HIV panel (see CD4 and/or HIV Viral Load)	HIV Test HIV Screen HIV Proviral DNA HIV-1; by EIA; Abs by EIA HIV-2 by PCR; HIV2QUAL by PCR	86689, 86701-86703, 87390, 87391
BGP HIV VIRAL LOAD TAX	All HIV viral load tests (as measured by PCR or comparable test); used to assess prognosis of disease progression and to monitor the efficacy of antiretroviral therapy by measuring changes in HIV-1 RNA levels during the course of therapy. This taxonomy is also used by CRS. NOTE: do NOT include HIV panels in this taxonomy.	HIV Viral Load HIV RNA QNT	87536, 87539

Taxonomy Name	Description	Example of Members	Associated CPT Code
BGP PAP SMEAR TAX	All Pap Smear tests	Pap Smear Pap/HPV/Chlam/Gonorrhea Combo	58150, 58152, 58180, 58200, 58205, 58210, 58240, 58260, 58262-58263, 58265, 58267, 58270, 58275, 58280, 58285, 58290, 58291-58294, 58550-58554, 88141-88145, 88147-88148, 88150, 88152-88158, 88164-88167
BKM CD4 ABS TAX	Only CD4 Absolute tests. This taxonomy is used to identify the absolute count, or numeric value, of the result, which is a key identifying value for the health status of a patient. Any test included in this taxonomy should also be included in the BGP CD4 TAX (all CD4 lab tests). NOTE: do NOT include panels in this taxonomy.	CD4 Absolute ABS CD4 CD4 Lymphocytes	86359, 86360, 86361
BKM CMV TEST TAX	All lab tests for Cytomegalovirus (CMV)	CMV CMV Ab, IgG, Quantitative CMV Antibodies CMV by DFA, Direct Detection CMV Culture CMV DNA CMV IgG CMV IgM CMV PCR Rapid Viral Culture CMV	86644, 86645, 87271, 87496, 87497
BKM COCCI ANTIBODY TAX	All lab tests for Coccidioides Antibodies	Coccidioides Coccidioides Antibodies	86635
BKM FTA-ABS TEST TAX	All FTA-ABS (Fluorescent Treponemal Antibody Absorption) Tests to confirm syphilis	FTA-Ab FTA-ABS TP-PA Antibodies	86781
BKM GONORRHEA TEST TAX	All lab tests for gonorrhea (<i>Neisseria gonorrhoeae</i>)	Gonorrhea, DNA Probe Chlamydia & Gonorrhea Probe GC Culture GC-PCA	87081, 87590-87592, 87850

Taxonomy Name	Description	Example of Members	Associated CPT Code
BKM HEP B TAX	Lab tests to assess hepatitis B virus infection; evaluation of possible immunity in individuals who are at increased risks for exposure NOTE: do NOT include Hepatitis Panel as a member of this taxonomy	Anti-HBe; HBeAb HBV DNA PCR Hep B Carrier Screen w/AFP Hep B Core AB, IgM Hep B Surface Ab Titer; Hbsab Hep B Surface Antibody; Hbsab Hep B Surface Antigen; Hbsag Hep B Tests Hepatitis B Core Antibodies Screen For Hep B Vaccination	86704-86707; 87340-87350, 87515-87517
BKM HEP C EIA TAX (screening)	Includes any <i>initial</i> screening lab tests for Hepatitis C used at your site. Hep C confirmation tests should be included in the Hep C RIBA taxonomy below. NOTE: do NOT include Hepatitis Panel as a member of this taxonomy	Hepatitis C Virus AB HCV-Ab HEP Anti HCV	86803, 87520
BKM HEP C RIBA TAX (confirmatory)	Includes any confirmatory lab tests for Hepatitis C, including RIBA (Recombinant Immunoblot Assay), RNA Viral Load or Genotype. NOTE: do NOT include Hepatitis Panel as a member of this taxonomy	Hepatitis C Virus Antibody Supplemental Testing; Hep C RIBA Recombinant Immunoblot Assay HCV RNA Hep C RNA NAT Hep C Genotype	86804, 87521, 87522
BKM HEPATITIS PANEL TAX	To include Hepatitis Panels <i>only</i> , containing Hepatitis A antibody, IgM; hepatitis B core antibody, IgM; hepatitis B surface antigen; hepatitis C virus antibody NOTE: do NOT include the individual component parts of the panel in this taxonomy	Hepatitis Panel Acute Hepatitis Panel	80074
BKM PPD TAX	Any PPD skin test for tuberculosis. NOTE: PPDs are generally recorded through the skin test function of the Immunization application		86580, 86585
BKM RPR TAX	All lab tests for Syphilis (Rapid Plasma Reagin (RPR))	RPR RPR Quant	86592, 86593
BKM TOXOPLASMO SIS TESTS TAX	All lab tests for Toxoplasmosis	Toxoplasma Toxoplasma IgG or IgM	86777, 86778
BKM TRICH TESTS TAX	All lab tests for Trichomoniasis	Trichimonas	None

Taxonomy Name	Description	Example of Members	Associated CPT Code
BKMV HIV GENOTYPE TESTS TAX	Genotype tests for drug resistance NOTE: most sites are not currently using this test	HIV Genotype Resistance Testing Retroviral Genotype	87901
BKMV HIV PHENOTYPE TESTS TAX	Phenotype tests for drug resistance NOTE: most sites are not currently using this test	HIV Phenotype	87903

6.4.2 Medication Taxonomies

The following medication taxonomies will need to be populated by the Case File Manager with the drug names that are included on your site's formulary. The table below includes the list of drugs that should be considered. Some sites might not have medications for all the taxonomies. Case File Managers should consult with their site pharmacists to ensure accurate population of the medication taxonomies.

	NRTI Meds	NNRTI Meds	NRTI Comb	NRTI/ NNRTI	PI Meds	PI Booster	EI Meds	II Meds	PCP PROPH Meds	MAC PROPH Meds	TB Med s
Abacavir (Ziagen, ABC)	X										
Didanosine (Videx, Videx EC)	X										
Emtricitabine (Emtriva)	X										
Lamivudine (Epivir)	X										
Lamivudine/Abacavir (Epzicom)	X										
Stavudine (Zerit)	X										
Tenofovir (Viread)	X										
Zalcitibine (Hivid)	X										
Zidovudine (Retrovir)	X										
Zidovudine/Lamivudine (Combivir)	X										
Zidovudine/Lamivudine/Abacavir (Trizivir)	X										
Delavirdine (Rescriptor)		X									
Efavirenz (Sustiva)		X									
Nevirapine (Viramune)		X									

	NRTI Meds	NNRTI Meds	NRTI Comb	NRTI/ NNRTI	PI Meds	PI Booster	EI Meds	II Meds	PCP PROPH Meds	MAC PROPH Meds	TB Meds
Etravirine (TMC-125) (Intelligence)		X									
Tenofovir/Emtricitabine (Truvada)			X								
Tenofovir/Emtricitabine/Efavirenz (Atripla)				X							
Amprenavir (Agenerase)					X						
Atazanavir (Reyataz)					X						
Fosamprenavir (Lexiva)					X						
HGC Saquinavir (Invirase)					X						
Indinavir (Crixivan)					X						
Lopinavir/Ritonavir (Kaletra)					X						
Nelfinavir (Viracept)					X						
SCG Saquinavir (Fortovase)					X						
Tipranavir (Aptivus)					X						
Darunavir (Prezista)					X						
Ritonavir (Norvir)						X					
Enfuvirtide (Fuzeon)							X				
Maraviroc (Selzentry)							X				
Raltegravir (Isentress)								X			
Atovaquone (Mepron)									X		
Dapsone									X		
Pentamidine, Pentam 300, Pentacarinatate (NebuPent)									X		

	NRTI Meds	NNRTI Meds	NRTI Comb	NRTI/ NNRTI	PI Meds	PI Booster	EI Meds	II Meds	PCP PROPH Meds	MAC PROPH Meds	TB Med s
Sulfamethaxazole & Trimethoprim/Cotrimoxazole (Bactrim; Septra)									X		
Trimethoprim (Proloprim, Trimex)									X		
Trimetrexate, Glururonate &Leucovorin (Neutrexin)									X		
Azithromycin (Zithromax)										X	
Clarithromycin (Biaxin, Klacid)										X	
Rifabutin (Mycobutin, Ansamycin)										X	
Ethambutol (Myambutol)											X
Isoniazid (INH)											X
Pyrazinamide											X
Rifamate											X
Rifampin											X
Rifater											X
Streptomycin											X

6.5 View a Taxonomy

The majority of the taxonomies are hard coded (software-defined) and users will not have the ability to change their contents; however, users will be able to view them.

To view the members of a taxonomy in iCare:

1. From the main iCare window, open the **Tools** menu.
2. Select **Taxonomy Maintenance** | Select **View/Edit Taxonomy Entries**.
3. The **iCare Taxonomy View/Edit** window opens.

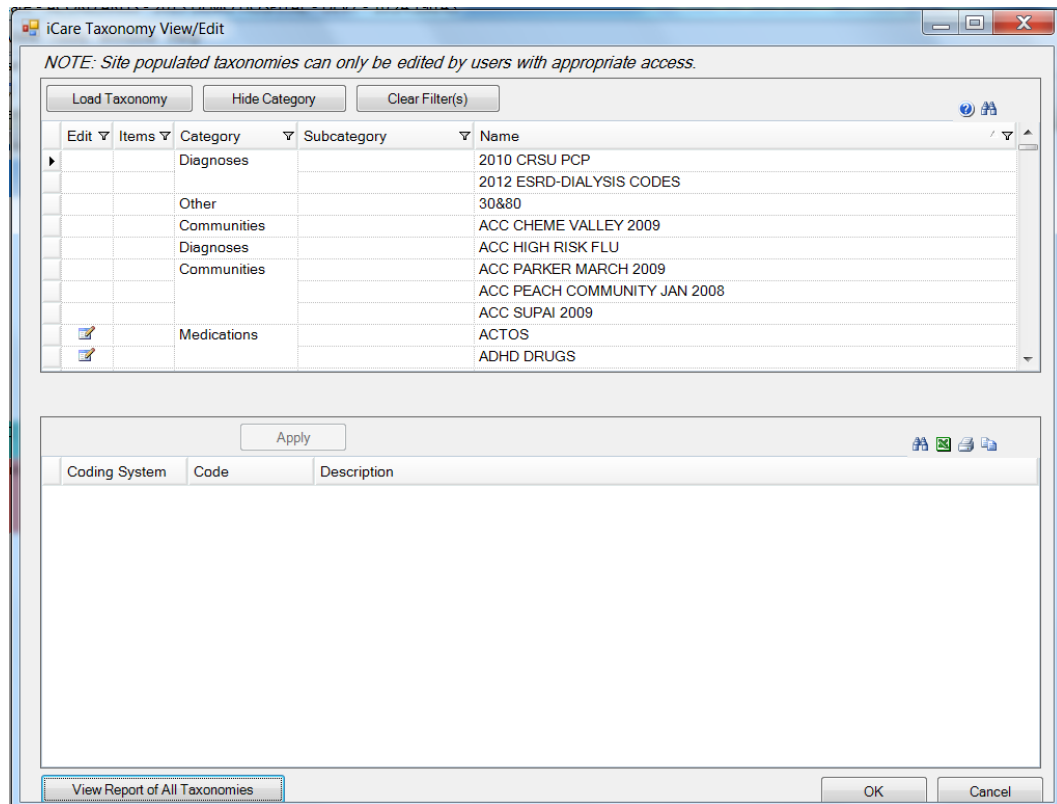


Figure 6-1: List of taxonomies

4. Scroll down to find the title of the taxonomy you want to view. Or click on the binoculars to get advanced search options.

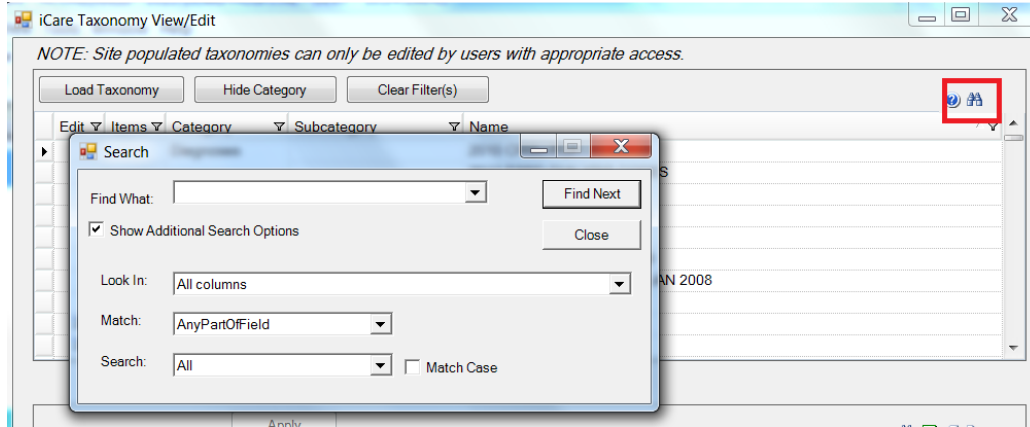


Figure 6-2: Search dialog

5. Click the row of the taxonomy you want to view and click on **Load Taxonomy**. The taxonomy members will display in the bottom pane.

For example, to view the diagnosis codes associated with an HIV/AIDS diagnosis:

1. From the **iCare Taxonomy View/Edit** window, sort or filter the Category column to **Diagnoses**.
2. Select the **BGP HIV/AIDS DXS** taxonomy.

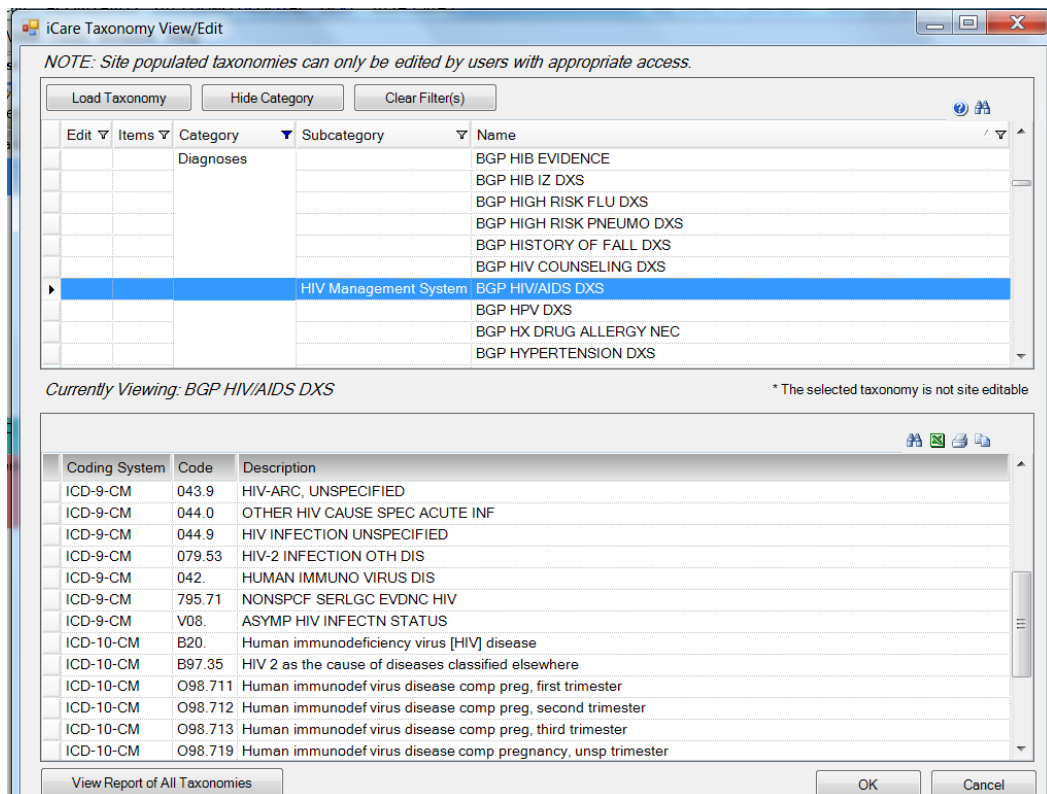


Figure 6-3: iCare Taxonomy View/Edit dialog

The list of diagnosis codes associated with HIV/AIDS is listed in the bottom pane. It includes ICD-9 and ICD-10 diagnosis codes.

6.6 View a Report of All Taxonomies

You can generate a report that displays all taxonomies and all associated members. To do so, from the **iCare Taxonomy View/Edit** window, click the **View Report of All Taxonomies** button. The application displays the **RPMS iCare - Taxonomy Report**.

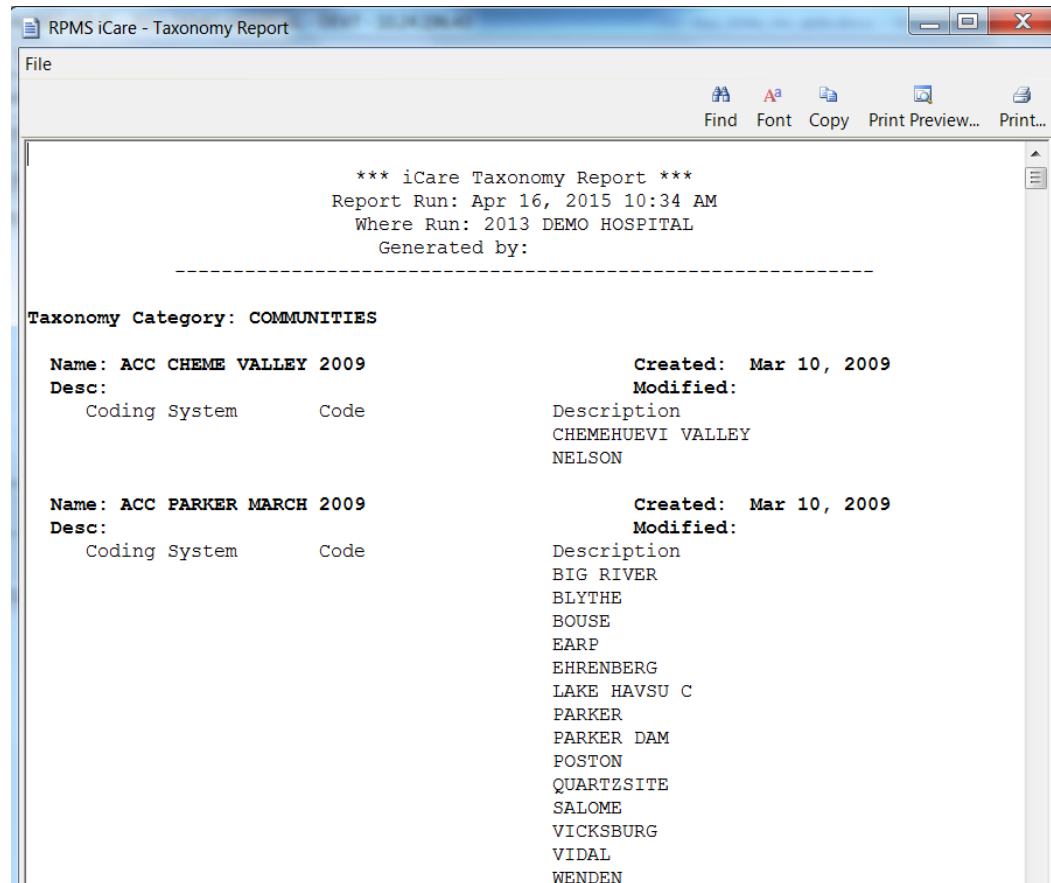


Figure 6-4: Sample RPMS iCare – Taxonomy Report

6.7 Identify Empty Taxonomies

In the left pane of the **iCare Taxonomy View/Edit** window, some taxonomy names may have a yellow exclamation point icon in the Items column.

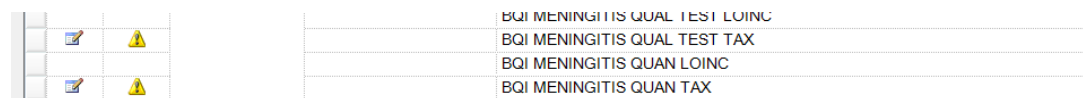


Figure 6-5: Sample of yellow exclamation point icon for two taxonomies

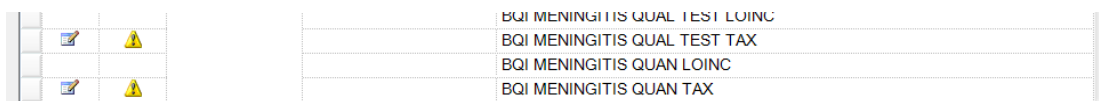
This icon indicates that the taxonomy is empty. If you select an empty taxonomy name, no taxonomy members will display in the right pane.

If you attempt to run a report involving an empty taxonomy, iCare will notify you that your report was not successful because the taxonomy was not populated.

6.8 Add a Member to a Site-Populated Taxonomy

Only users with the appropriate access rights can edit taxonomies. To edit taxonomy entries, you will need to have the iCare Taxonomy Editor security key. If you will be responsible for editing these taxonomies, discuss this with the iCare Package Manager at your site so that you can be assigned taxonomy editor access.

In order to readily identify which of the taxonomies are site-populated, a pencil icon is displayed in the Edit column.






		BQI MENINGITIS QUAL TEST LOINC
		BQI MENINGITIS QUAL TEST TAX
		BQI MENINGITIS QUAN LOINC
		BQI MENINGITIS QUAN TAX

Figure 6-6: Sample of paper/pencil in the Edit column

At some point, you may want to add a member to a taxonomy; for example, to add a new lab test to the CD4 taxonomy.

The example below demonstrates how to add lab test members to a lab taxonomy. The steps are the same to add medication members.

1. From the main iCare window, open the **Tools** menu.
2. Select **Taxonomy Maintenance** | Select **View/Edit Taxonomy Entries**.
3. The **iCare Taxonomy View/Edit** window opens.

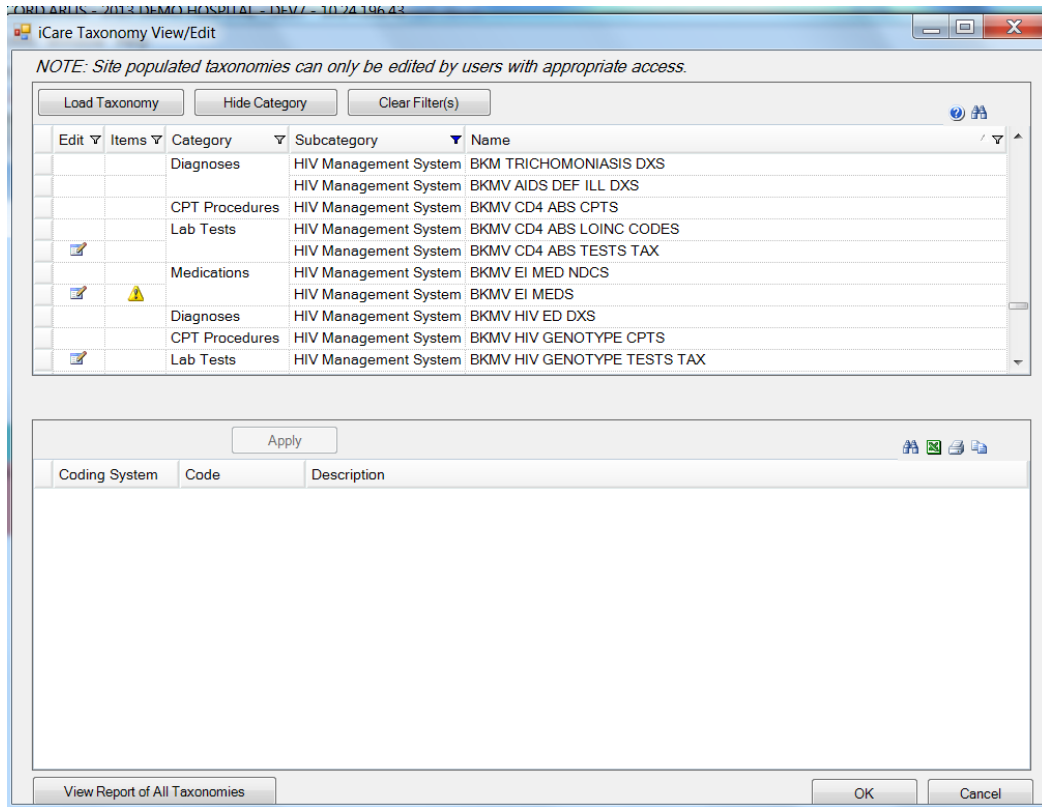


Figure 6-7: Sample initial iCare Taxonomies View/Edit window filtered by HIV Management System

4. Filter by Category as well. Only Lab Tests and Medications can be updated by the site.
5. Select the row of the taxonomy you want to edit.

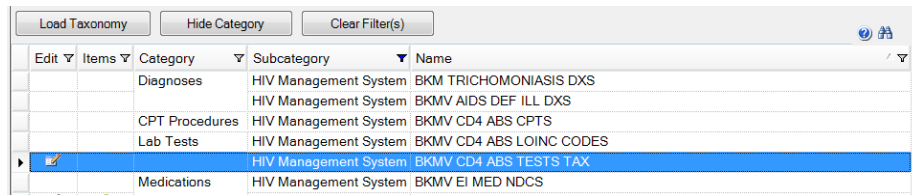


Figure 6-8: Highlighted taxonomy row

Note: The pencil icon in the **Edit** column indicates that you have access rights to edit the taxonomy.

Click on the **Load taxonomy** button.

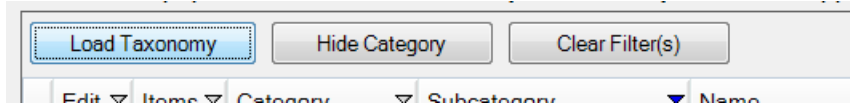


Figure 6-9: Load Taxonomy button

The items found in the taxonomy will list in the pane below.

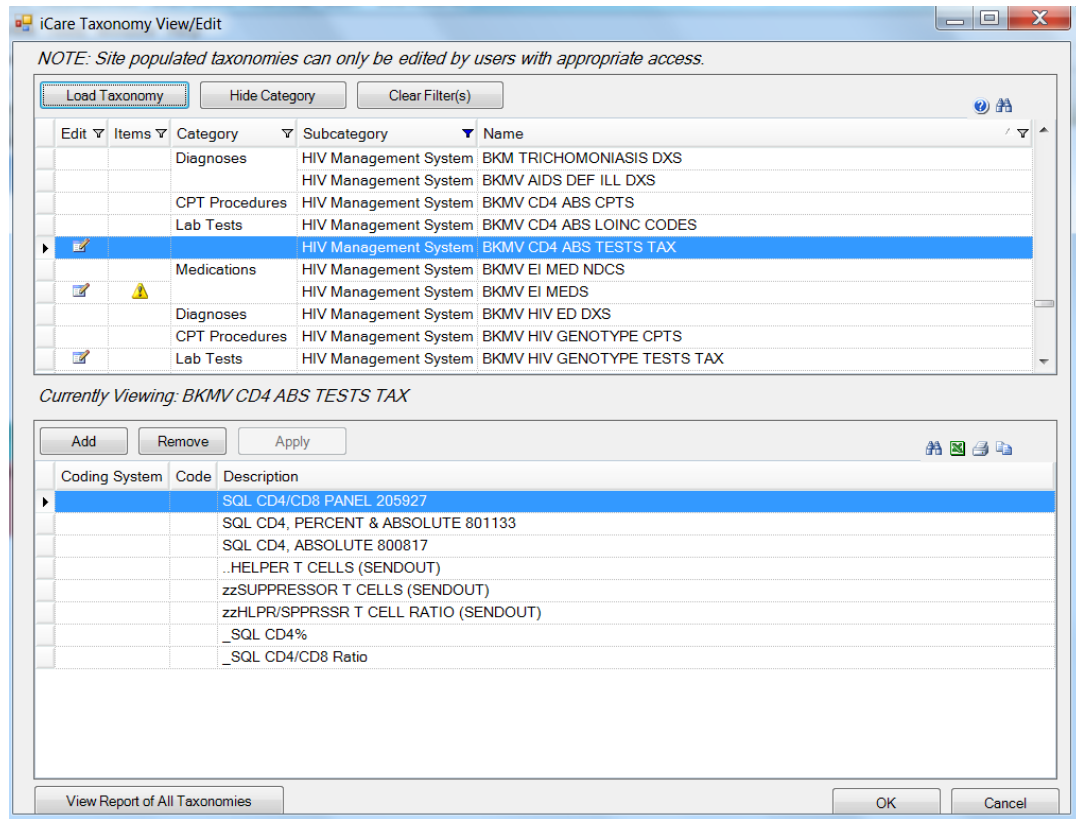


Figure 6-10: Values of selected lab tests

6. To add a member to the selected taxonomy, click **Add**.
7. The **Select Taxonomy Item** window opens. In the search field, enter the name of the lab test to add to the taxonomy.

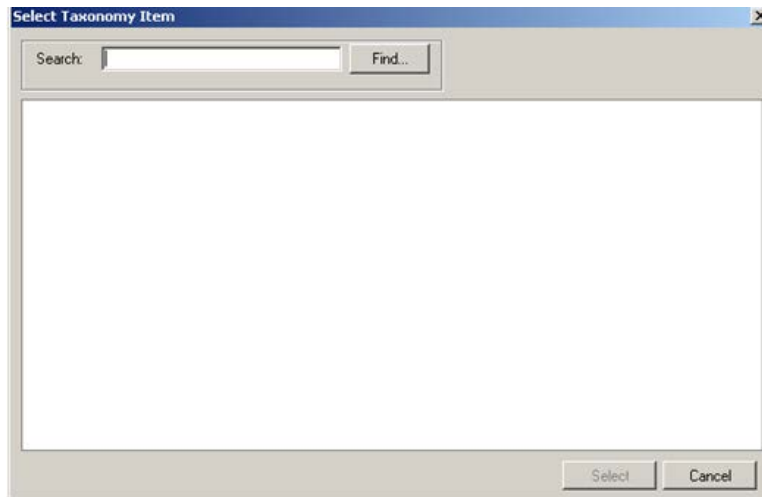


Figure 6-11: **Select Taxonomy Item** dialog

“CD4” is used in the following example.

8. Click **Find** and enter **CD4**. The results display.

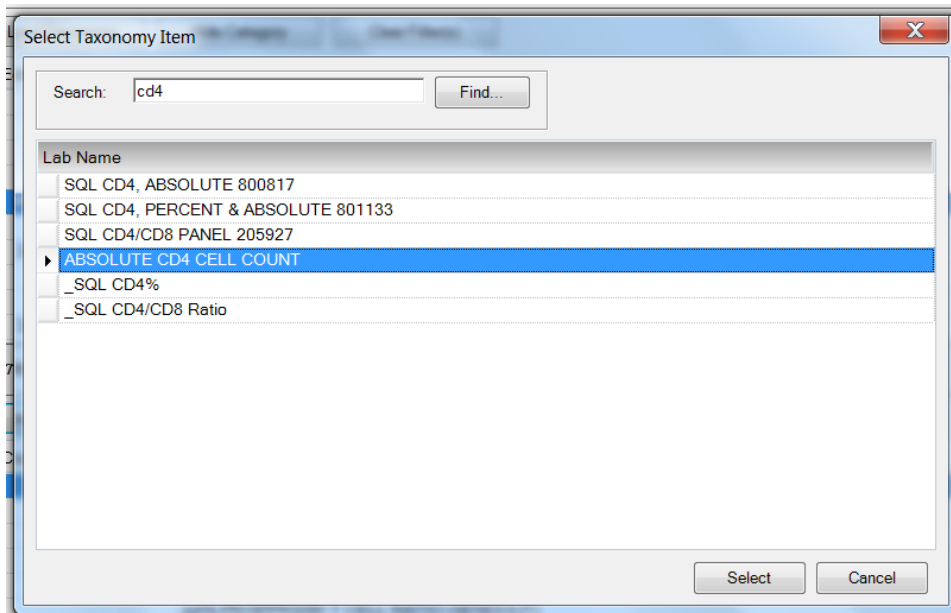


Figure 6-12: Results from search for urine

9. Select the lab test to add to the taxonomy. In this example, “Absolute CD4 CELL COUNT” is selected.
10. Click **Apply**. The item is now a member of the taxonomy.

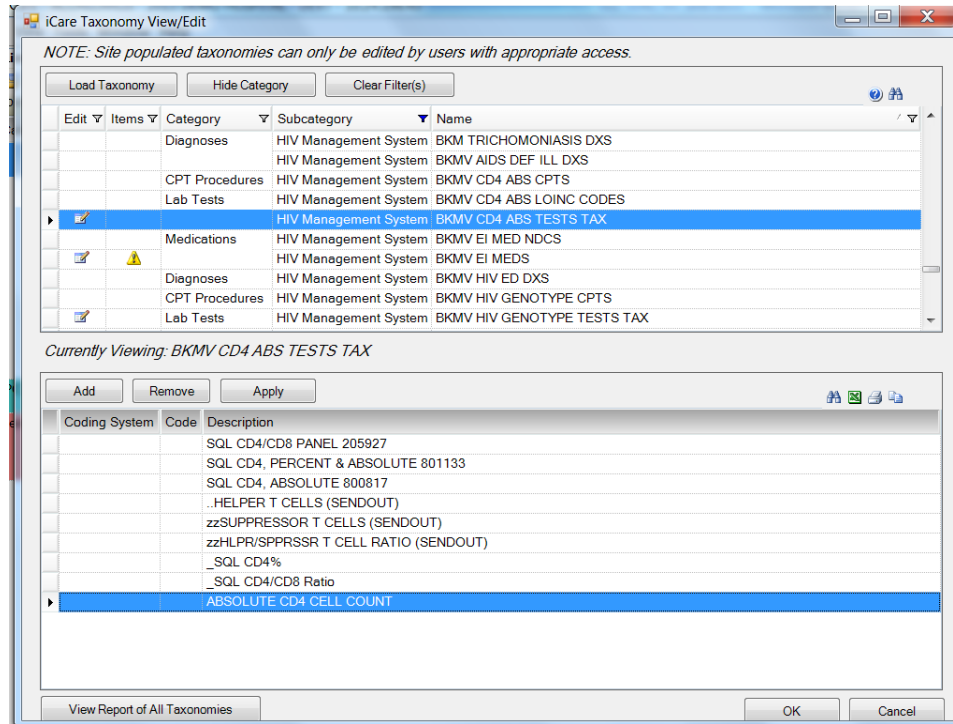


Figure 6-13: New item “ABSOLUTE CD4 CELL COUNT” added to the taxonomy

If you want to work with another taxonomy, click **Apply** before selecting the next taxonomy.

6.9 Remove a Member from a Site-Populated Taxonomy

The example below demonstrates how to remove lab test members from a lab taxonomy. The steps are the same to remove medication members.

1. From the main iCare window, open the **Tools** menu.
2. Select **Taxonomy Maintenance** | Select **View/Edit Taxonomy Entries**.
3. The **iCare Taxonomy View/Edit** window opens.

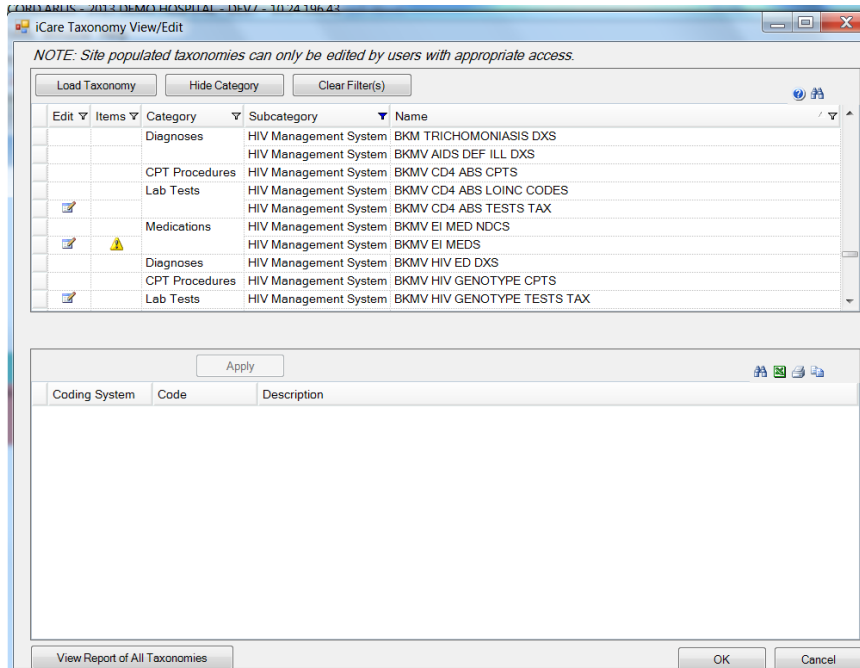


Figure 6-14: iCare Taxonomy View/Edit dialog

4. Select the row of the taxonomy you want to edit.

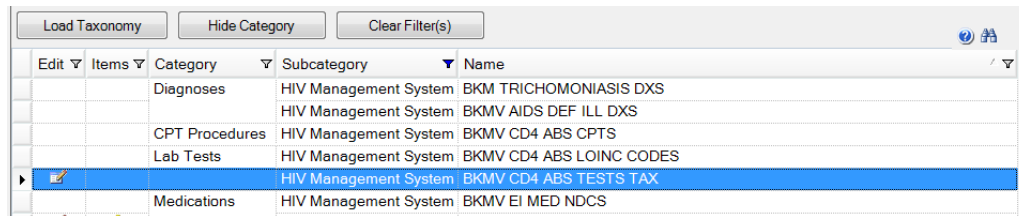


Figure 6-15: Selected Taxonomy

Note: The pencil icon in the 'Edit' column indicates that you have access rights to edit the taxonomy.

Click on the **Load taxonomy** button.

The items found in the taxonomy will list in the pane below.

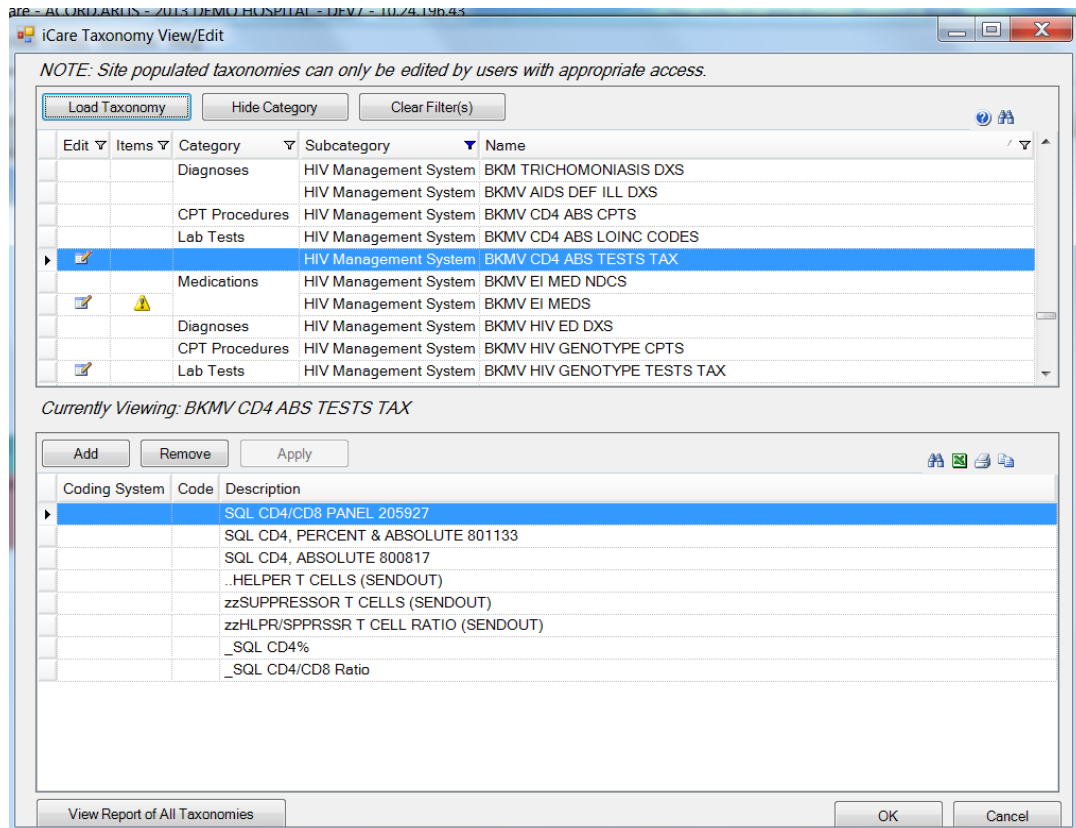


Figure 6-16: Item to remove is selected

- In the bottom pane, select the member you want to remove from the taxonomy.
- Click **Remove**.
- The application displays a warning message that asks: **NOTE: Editing site populated taxonomies can affect many existing processes in RPMS. Be certain of your edits prior to clicking "OK."** Click **OK** to remove the item from the taxonomy. (Otherwise, click **Cancel**.) After selecting **OK**, the application displays the Confirm taxonomy item remove message that asks: Are you sure you want to remove 1 selected taxonomy item(s)? Click **Yes** to remove the item. (Otherwise, click **No**.)

7.0 Using the HIV/AIDS Glossary

The HIV/AIDS Glossary is a valuable reference tool that can assist you with managing HIV/AIDS patient data. For example, you could reference the glossary to determine why you might be receiving CD4 reminders or to see what the logic is behind the Quality of Care report.

The HIV/AIDS Glossary describes in detail the logic and definitions pertaining to the following information:

- The HIV/AIDS Diagnostic Tag definition
- The HIV/AIDS specific data entry
- The panel layout options for the HIV/AIDS Care Management tab
- Taxonomy maintenance
- The HIV/AIDS Health Supplement logic
- The HIV/AIDS Reminder logic
- The HIV/AIDS Quality of Care Report logic

The glossary will deepen your understanding of the HIV/AIDS-related data used in iCare; therefore, you might want to consider printing this glossary for easy reference when entering and interpreting data related to this population.

To open the glossary:

1. Open the **Help** menu.
2. Select **Care Management Glossaries | HIV/AIDS Glossary** to access the glossary.

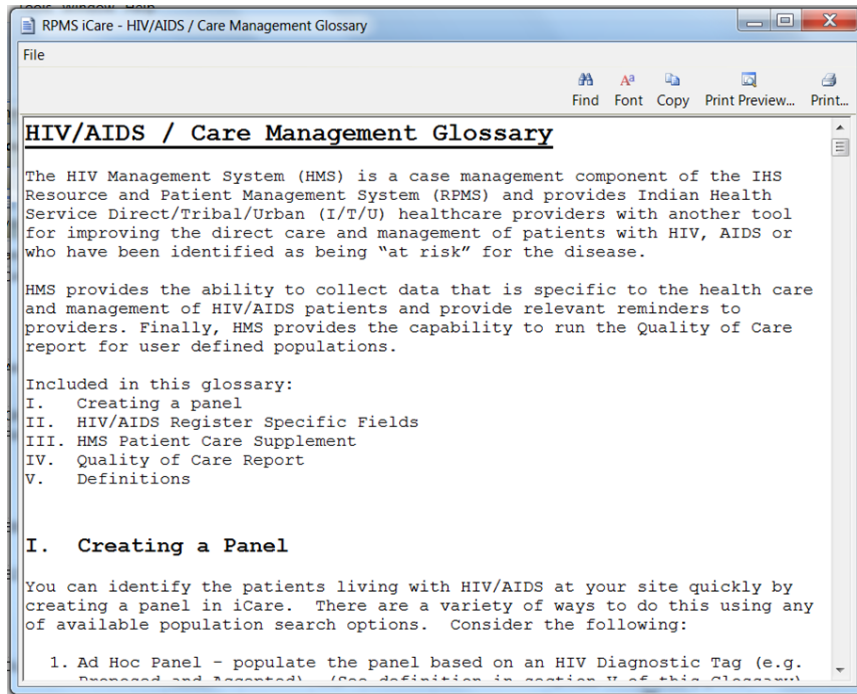


Figure 7-1: HIV/AIDS Care Management Glossary

You can take the following actions on this pop-up window:

- Navigate through the information by using the scroll bar.
- Click the **Find** (Find) button to access a search tool to find data in the current window.
- Click the **Font** (Font) button to display the **Font** dialog.

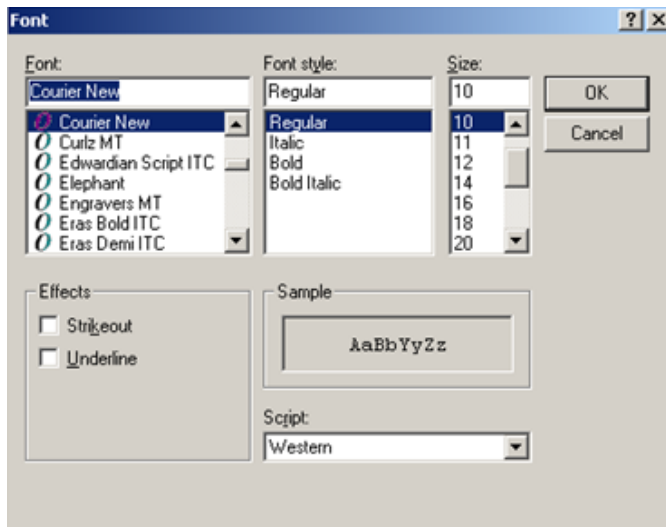





Figure 7-2: Font Dialog

Here you can change the Font name, style, and size of the text in the pop-up (applies to all of the text). In addition, you can add effects like **Strikeout** and **Underline** - these perform like those effects indicated in MS Word.

Change the Script option if you need to see the text displayed in another language and you have that language pack installed on your computer. If the language pack is not installed, the display does not change by selecting another script.

Click **OK** to apply your changes to the text in the current pop-up. These changes are only effective for the current view of the pop-up. (Otherwise, click **Cancel**.)

- Click the **Copy**  button to copy the selected text to the **Windows** clipboard.
- Click the **Print Preview**  button to view the **Print Preview** dialog. You can print the contents of the pop-up from this dialog.
- Click the **Print**  button to display a **print** dialog where you specify the printer to output the contents of the pop-up, the page range, and number of copies.

The **File** menu contains the print actions (like the **Print Preview** and **Print** buttons), the **Page Setup** function, the find and copy functions, as well as a **Close** function (dismisses the pop-up).

Appendix A: Definitions and Taxonomies Content

A.1 Opportunistic Infections

Taxonomy BKMV HIV OPP INF DXS entries listed below

Coding System	Code	Description
ICD-9-CM	114.1	PRIM CUTAN COCCIDIOID
ICD-9-CM	114.2	COCCIDIOIDAL MENINGITIS
ICD-9-CM	114.3	PROGRESS COCCIDIOID NEC
ICD-9-CM	115.01	HISTOPLASM CAPSUL MENING
ICD-9-CM	115.02	HISTOPLASM CAPSUL RETINA
ICD-9-CM	115.03	HISTOPLASM CAPS PERICARD
ICD-9-CM	115.04	HISTOPLASM CAPS ENDOCARD
ICD-9-CM	115.05	HISTOPLASM CAPS PNEUMON
ICD-9-CM	115.09	HISTOPLASMA CAPSULAT NEC
ICD-9-CM	115.11	HISTOPLASM DUBOIS MENING
ICD-9-CM	115.12	HISTOPLASM DUBOIS RETINA
ICD-9-CM	115.13	HISTOPLASM DUB PERICARD
ICD-9-CM	115.14	HISTOPLASM DUB ENDOCARD
ICD-9-CM	115.15	HISTOPLASM DUB PNEUMONIA
ICD-9-CM	115.19	HISTOPLASMA DUBOISII NEC
ICD-9-CM	115.91	HISTOPLASMOSIS MENINGIT
ICD-9-CM	115.92	HISTOPLASMOSIS RETINITIS
ICD-9-CM	115.93	HISTOPLASMOSIS PERICARD
ICD-9-CM	115.94	HISTOPLASMOSIS ENDOCARD
ICD-9-CM	115.95	HISTOPLASMOSIS PNEUMONIA
ICD-9-CM	115.99	HISTOPLASMOSIS NEC
ICD-9-CM	117.3	ASPERGILLOSIS
ICD-9-CM	117.5	CRYPTOCOCCOSIS
ICD-9-CM	130.1	TOXOPLASM CONJUNCTIVITIS
ICD-9-CM	130.2	TOXOPLASM CHORIORETINIT
ICD-9-CM	130.3	TOXOPLASMA MYOCARDITIS
ICD-9-CM	130.4	TOXOPLASMA PNEUMONITIS
ICD-9-CM	130.5	TOXOPLASMA HEPATITIS
ICD-9-CM	130.7	TOXOPLASMOSIS SITE NEC
ICD-9-CM	130.8	MULTISYSTEM TOXOPLASMOS
ICD-9-CM	130.9	TOXOPLASMOSIS NOS
ICD-9-CM	136.3	PNEUMOCYSTOSIS
ICD-9-CM	136.8	INFECT/PARASITE DIS NEC

Coding System	Code	Description
ICD-9-CM	519.9	RESP SYSTEM DISEASE NOS
ICD-9-CM	003.0	SALMONELLA ENTERITIS
ICD-9-CM	003.8	SALMONELLA INFECTION NEC
ICD-9-CM	003.9	SALMONELLA INFECTION NOS
ICD-9-CM	004.0	SHIGELLA DYSENTERIAE
ICD-9-CM	004.1	SHIGELLA FLEXNERI
ICD-9-CM	004.2	SHIGELLA BOYDII
ICD-9-CM	004.3	SHIGELLA SONNEI
ICD-9-CM	004.8	SHIGELLA INFECTION NEC
ICD-9-CM	004.9	SHIGELLOSIS NOS
ICD-9-CM	010.00	PRIM TB COMPLEX-UNSPEC
ICD-9-CM	010.01	PRIM TB COMPLEX-NO EXAM
ICD-9-CM	010.02	PRIM TB COMPLEX-EXM UNKN
ICD-9-CM	010.03	PRIM TB COMPLEX-MICRO DX
ICD-9-CM	010.04	PRIM TB COMPLEX-CULT DX
ICD-9-CM	010.05	PRIM TB COMPLEX-HISTO DX
ICD-9-CM	010.06	PRIM TB COMPLEX-OTH TEST
ICD-9-CM	010.10	PRIM TB PLEURISY-UNSPEC
ICD-9-CM	010.11	PRIM TB PLEURISY-NO EXAM
ICD-9-CM	010.12	PRIM TB PLEUR-EXAM UNKN
ICD-9-CM	010.13	PRIM TB PLEURIS-MICRO DX
ICD-9-CM	010.14	PRIM TB PLEURISY-CULT DX
ICD-9-CM	010.15	PRIM TB PLEURIS-HISTO DX
ICD-9-CM	010.16	PRIM TB PLEURIS-OTH TEST
ICD-9-CM	010.80	PRIM PROG TB NEC-UNSPEC
ICD-9-CM	010.81	PRIM PROG TB NEC-NO EXAM
ICD-9-CM	010.82	PRIM PR TB NEC-EXAM UNKN
ICD-9-CM	010.83	PRIM PRG TB NEC-MICRO DX
ICD-9-CM	010.84	PRIM PROG TB NEC-CULT DX
ICD-9-CM	010.85	PRIM PRG TB NEC-HISTO DX
ICD-9-CM	010.86	PRIM PRG TB NEC-OTH TEST
ICD-9-CM	010.90	PRIMARY TB NOS-UNSPEC
ICD-9-CM	010.91	PRIMARY TB NOS-NO EXAM
ICD-9-CM	010.92	PRIMARY TB NOS-EXAM UNKN
ICD-9-CM	010.93	PRIMARY TB NOS-MICRO DX
ICD-9-CM	010.94	PRIMARY TB NOS-CULT DX
ICD-9-CM	010.95	PRIMARY TB NOS-HISTO DX
ICD-9-CM	010.96	PRIMARY TB NOS-OTH TEST
ICD-9-CM	011.00	TB LUNG INFILTR-UNSPEC
ICD-9-CM	011.01	TB LUNG INFILTR-NO EXAM

Coding System	Code	Description
ICD-9-CM	011.02	TB LUNG INFILTR-EXM UNKN
ICD-9-CM	011.03	TB LUNG INFILTR-MICRO DX
ICD-9-CM	011.04	TB LUNG INFILTR-CULT DX
ICD-9-CM	011.05	TB LUNG INFILTR-HISTO DX
ICD-9-CM	011.06	TB LUNG INFILTR-OTH TEST
ICD-9-CM	011.10	TB LUNG NODULAR-UNSPEC
ICD-9-CM	011.11	TB LUNG NODULAR-NO EXAM
ICD-9-CM	011.12	TB LUNG NODUL-EXAM UNKN
ICD-9-CM	011.13	TB LUNG NODULAR-MICRO DX
ICD-9-CM	011.14	TB LUNG NODULAR-CULT DX
ICD-9-CM	011.15	TB LUNG NODULAR-HISTO DX
ICD-9-CM	011.16	TB LUNG NODULAR-OTH TEST
ICD-9-CM	011.20	TB LUNG W CAVITY-UNSPEC
ICD-9-CM	011.21	TB LUNG W CAVITY-NO EXAM
ICD-9-CM	011.22	TB LUNG CAVITY-EXAM UNKN
ICD-9-CM	011.23	TB LUNG W CAVIT-MICRO DX
ICD-9-CM	011.24	TB LUNG W CAVITY-CULT DX
ICD-9-CM	011.25	TB LUNG W CAVIT-HISTO DX
ICD-9-CM	011.26	TB LUNG W CAVIT-OTH TEST
ICD-9-CM	011.30	TB OF BRONCHUS-UNSPEC
ICD-9-CM	011.31	TB OF BRONCHUS-NO EXAM
ICD-9-CM	011.32	TB OF BRONCHUS-EXAM UNKN
ICD-9-CM	011.33	TB OF BRONCHUS-MICRO DX
ICD-9-CM	011.34	TB OF BRONCHUS-CULT DX
ICD-9-CM	011.35	TB OF BRONCHUS-HISTO DX
ICD-9-CM	011.36	TB OF BRONCHUS-OTH TEST
ICD-9-CM	011.40	TB LUNG FIBROSIS-UNSPEC
ICD-9-CM	011.41	TB LUNG FIBROSIS-NO EXAM
ICD-9-CM	011.42	TB LUNG FIBROS-EXAM UNKN
ICD-9-CM	011.43	TB LUNG FIBROS-MICRO DX
ICD-9-CM	011.44	TB LUNG FIBROSIS-CULT DX
ICD-9-CM	011.45	TB LUNG FIBROS-HISTO DX
ICD-9-CM	011.46	TB LUNG FIBROS-OTH TEST
ICD-9-CM	011.50	TB BRONCHIECTASIS-UNSPEC
ICD-9-CM	011.51	TB BRONCHIECT-NO EXAM
ICD-9-CM	011.52	TB BRONCHIECT-EXAM UNKN
ICD-9-CM	011.53	TB BRONCHIECT-MICRO DX
ICD-9-CM	011.54	TB BRONCHIECT-CULT DX
ICD-9-CM	011.55	TB BRONCHIECT-HISTO DX
ICD-9-CM	011.56	TB BRONCHIECT-OTH TEST

Coding System	Code	Description
ICD-9-CM	011.60	TB PNEUMONIA-UNSPEC
ICD-9-CM	011.61	TB PNEUMONIA-NO EXAM
ICD-9-CM	011.62	TB PNEUMONIA-EXAM UNKN
ICD-9-CM	011.63	TB PNEUMONIA-MICRO DX
ICD-9-CM	011.64	TB PNEUMONIA-CULT DX
ICD-9-CM	011.65	TB PNEUMONIA-HISTO DX
ICD-9-CM	011.66	TB PNEUMONIA-OTH TEST
ICD-9-CM	011.70	TB PNEUMOTHORAX-UNSPEC
ICD-9-CM	011.71	TB PNEUMOTHORAX-NO EXAM
ICD-9-CM	011.72	TB PNEUMOTHORAX-EXAM UNKN
ICD-9-CM	011.73	TB PNEUMOTHORAX-MICRO DX
ICD-9-CM	011.74	TB PNEUMOTHORAX-CULT DX
ICD-9-CM	011.75	TB PNEUMOTHORAX-HISTO DX
ICD-9-CM	011.76	TB PNEUMOTHORAX-OTH TEST
ICD-9-CM	011.80	PULMONARY TB NEC-UNSPEC
ICD-9-CM	011.81	PULMONARY TB NEC-NO EXAM
ICD-9-CM	011.82	PULMON TB NEC-EXAM UNKN
ICD-9-CM	011.83	PULMON TB NEC-MICRO DX
ICD-9-CM	011.84	PULMON TB NEC-CULT DX
ICD-9-CM	011.85	PULMON TB NEC-HISTO DX
ICD-9-CM	011.86	PULMON TB NEC-OTH TEST
ICD-9-CM	011.90	PULMONARY TB NOS-UNSPEC
ICD-9-CM	011.91	PULMONARY TB NOS-NO EXAM
ICD-9-CM	011.92	PULMON TB NOS-EXAM UNKN
ICD-9-CM	011.93	PULMON TB NOS-MICRO DX
ICD-9-CM	011.94	PULMON TB NOS-CULT DX
ICD-9-CM	011.95	PULMON TB NOS-HISTO DX
ICD-9-CM	011.96	PULMON TB NOS-OTH TEST
ICD-9-CM	012.00	TB PLEURISY-UNSPEC
ICD-9-CM	012.01	TB PLEURISY-NO EXAM
ICD-9-CM	012.02	TB PLEURISY-EXAM UNKN
ICD-9-CM	012.03	TB PLEURISY-MICRO DX
ICD-9-CM	012.04	TB PLEURISY-CULT DX
ICD-9-CM	012.05	TB PLEURISY-HISTOLOG DX
ICD-9-CM	012.06	TB PLEURISY-OTH TEST
ICD-9-CM	012.10	TB THORACIC NODES-UNSPEC
ICD-9-CM	012.11	TB THORAX NODE-NO EXAM
ICD-9-CM	012.12	TB THORAX NODE-EXAM UNKN
ICD-9-CM	012.13	TB THORAX NODE-MICRO DX
ICD-9-CM	012.14	TB THORAX NODE-CULT DX

Coding System	Code	Description
ICD-9-CM	012.15	TB THORAX NODE-HISTO DX
ICD-9-CM	012.16	TB THORAX NODE-OTH TEST
ICD-9-CM	012.20	ISOL TRACHEAL TB-UNSPEC
ICD-9-CM	012.21	ISOL TRACHEAL TB-NO EXAM
ICD-9-CM	012.22	ISOL TRACH TB-EXAM UNKN
ICD-9-CM	012.23	ISOLAT TRACH TB-MICRO DX
ICD-9-CM	012.24	ISOL TRACHEAL TB-CULT DX
ICD-9-CM	012.25	ISOLAT TRACH TB-HISTO DX
ICD-9-CM	012.26	ISOLAT TRACH TB-OTH TEST
ICD-9-CM	012.30	TB LARYNGITIS-UNSPEC
ICD-9-CM	012.31	TB LARYNGITIS-NO EXAM
ICD-9-CM	012.32	TB LARYNGITIS-EXAM UNKN
ICD-9-CM	012.33	TB LARYNGITIS-MICRO DX
ICD-9-CM	012.34	TB LARYNGITIS-CULT DX
ICD-9-CM	012.35	TB LARYNGITIS-HISTO DX
ICD-9-CM	012.36	TB LARYNGITIS-OTH TEST
ICD-9-CM	012.80	RESP TB NEC-UNSPEC
ICD-9-CM	012.81	RESP TB NEC-NO EXAM
ICD-9-CM	012.82	RESP TB NEC-EXAM UNKN
ICD-9-CM	012.83	RESP TB NEC-MICRO DX
ICD-9-CM	012.84	RESP TB NEC-CULT DX
ICD-9-CM	012.85	RESP TB NEC-HISTO DX
ICD-9-CM	012.86	RESP TB NEC-OTH TEST
ICD-9-CM	013.00	TB MENINGITIS-UNSPEC
ICD-9-CM	013.01	TB MENINGITIS-NO EXAM
ICD-9-CM	013.02	TB MENINGITIS-EXAM UNKN
ICD-9-CM	013.03	TB MENINGITIS-MICRO DX
ICD-9-CM	013.04	TB MENINGITIS-CULT DX
ICD-9-CM	013.05	TB MENINGITIS-HISTO DX
ICD-9-CM	013.06	TB MENINGITIS-OTH TEST
ICD-9-CM	013.10	TUBRCLMA MENINGES-UNSPEC
ICD-9-CM	013.11	TUBRCLMA MENING-NO EXAM
ICD-9-CM	013.12	TUBRCLMA MENIN-EXAM UNKN
ICD-9-CM	013.13	TUBRCLMA MENING-MICRO DX
ICD-9-CM	013.14	TUBRCLMA MENING-CULT DX
ICD-9-CM	013.15	TUBRCLMA MENING-HISTO DX
ICD-9-CM	013.16	TUBRCLMA MENING-OTH TEST
ICD-9-CM	013.20	TUBERCULOMA BRAIN-UNSPEC
ICD-9-CM	013.21	TUBRCLOMA BRAIN-NO EXAM
ICD-9-CM	013.22	TUBRCLMA BRAIN-EXAM UNKN

Coding System	Code	Description
ICD-9-CM	013.23	TUBRCLOMA BRAIN-MICRO DX
ICD-9-CM	013.24	TUBRCLOMA BRAIN-CULT DX
ICD-9-CM	013.25	TUBRCLOMA BRAIN-HISTO DX
ICD-9-CM	013.26	TUBRCLOMA BRAIN-OTH TEST
ICD-9-CM	013.30	TB BRAIN ABSCESS-UNSPEC
ICD-9-CM	013.31	TB BRAIN ABSCESS-NO EXAM
ICD-9-CM	013.32	TB BRAIN ABSC-EXAM UNKN
ICD-9-CM	013.33	TB BRAIN ABSC-MICRO DX
ICD-9-CM	013.34	TB BRAIN ABSCESS-CULT DX
ICD-9-CM	013.35	TB BRAIN ABSC-HISTO DX
ICD-9-CM	013.36	TB BRAIN ABSC-OTH TEST
ICD-9-CM	013.40	TUBRCLMA SP CORD-UNSPEC
ICD-9-CM	013.41	TUBRCLMA SP CORD-NO EXAM
ICD-9-CM	013.42	TUBRCLMA SP CD-EXAM UNKN
ICD-9-CM	013.43	TUBRCLMA SP CRD-MICRO DX
ICD-9-CM	013.44	TUBRCLMA SP CORD-CULT DX
ICD-9-CM	013.45	TUBRCLMA SP CRD-HISTO DX
ICD-9-CM	013.46	TUBRCLMA SP CRD-OTH TEST
ICD-9-CM	013.50	TB SP CRD ABSCESS-UNSPEC
ICD-9-CM	013.51	TB SP CRD ABSC-NO EXAM
ICD-9-CM	013.52	TB SP CRD ABSC-EXAM UNKN
ICD-9-CM	013.53	TB SP CRD ABSC-MICRO DX
ICD-9-CM	013.54	TB SP CRD ABSC-CULT DX
ICD-9-CM	013.55	TB SP CRD ABSC-HISTO DX
ICD-9-CM	013.56	TB SP CRD ABSC-OTH TEST
ICD-9-CM	013.60	TB ENCEPHALITIS-UNSPEC
ICD-9-CM	013.61	TB ENCEPHALITIS-NO EXAM
ICD-9-CM	013.62	TB ENCEPHALIT-EXAM UNKN
ICD-9-CM	013.63	TB ENCEPHALITIS-MICRO DX
ICD-9-CM	013.64	TB ENCEPHALITIS-CULT DX
ICD-9-CM	013.65	TB ENCEPHALITIS-HISTO DX
ICD-9-CM	013.66	TB ENCEPHALITIS-OTH TEST
ICD-9-CM	013.80	CNS TB NEC-UNSPEC
ICD-9-CM	013.81	CNS TB NEC-NO EXAM
ICD-9-CM	013.82	CNS TB NEC-EXAM UNKN
ICD-9-CM	013.83	CNS TB NEC-MICRO DX
ICD-9-CM	013.84	CNS TB NEC-CULT DX
ICD-9-CM	013.85	CNS TB NEC-HISTO DX
ICD-9-CM	013.86	CNS TB NEC-OTH TEST
ICD-9-CM	013.90	CNS TB NOS-UNSPEC

Coding System	Code	Description
ICD-9-CM	013.91	CNS TB NOS-NO EXAM
ICD-9-CM	013.92	CNS TB NOS-EXAM UNKN
ICD-9-CM	013.93	CNS TB NOS-MICRO DX
ICD-9-CM	013.94	CNS TB NOS-CULT DX
ICD-9-CM	013.95	CNS TB NOS-HISTO DX
ICD-9-CM	013.96	CNS TB NOS-OTH TEST
ICD-9-CM	014.00	TB PERITONITIS-UNSPEC
ICD-9-CM	014.01	TB PERITONITIS-NO EXAM
ICD-9-CM	014.02	TB PERITONITIS-EXAM UNKN
ICD-9-CM	014.03	TB PERITONITIS-MICRO DX
ICD-9-CM	014.04	TB PERITONITIS-CULT DX
ICD-9-CM	014.05	TB PERITONITIS-HISTO DX
ICD-9-CM	014.06	TB PERITONITIS-OTH TEST
ICD-9-CM	014.80	INTESTINAL TB NEC-UNSPEC
ICD-9-CM	014.81	INTESTIN TB NEC-NO EXAM
ICD-9-CM	014.82	INTEST TB NEC-EXAM UNKN
ICD-9-CM	014.83	INTESTIN TB NEC-MICRO DX
ICD-9-CM	014.84	INTESTIN TB NEC-CULT DX
ICD-9-CM	014.85	INTESTIN TB NEC-HISTO DX
ICD-9-CM	014.86	INTESTIN TB NEC-OTH TEST
ICD-9-CM	015.00	TB OF VERTEBRA-UNSPEC
ICD-9-CM	015.01	TB OF VERTEBRA-NO EXAM
ICD-9-CM	015.02	TB OF VERTEBRA-EXAM UNKN
ICD-9-CM	015.03	TB OF VERTEBRA-MICRO DX
ICD-9-CM	015.04	TB OF VERTEBRA-CULT DX
ICD-9-CM	015.05	TB OF VERTEBRA-HISTO DX
ICD-9-CM	015.06	TB OF VERTEBRA-OTH TEST
ICD-9-CM	015.10	TB OF HIP-UNSPEC
ICD-9-CM	015.11	TB OF HIP-NO EXAM
ICD-9-CM	015.12	TB OF HIP-EXAM UNKN
ICD-9-CM	015.13	TB OF HIP-MICRO DX
ICD-9-CM	015.14	TB OF HIP-CULT DX
ICD-9-CM	015.15	TB OF HIP-HISTO DX
ICD-9-CM	015.16	TB OF HIP-OTH TEST
ICD-9-CM	015.20	TB OF KNEE-UNSPEC
ICD-9-CM	015.21	TB OF KNEE-NO EXAM
ICD-9-CM	015.22	TB OF KNEE-EXAM UNKN
ICD-9-CM	015.23	TB OF KNEE-MICRO DX
ICD-9-CM	015.24	TB OF KNEE-CULT DX
ICD-9-CM	015.25	TB OF KNEE-HISTO DX

Coding System	Code	Description
ICD-9-CM	015.26	TB OF KNEE-OTH TEST
ICD-9-CM	015.50	TB OF LIMB BONES-UNSPEC
ICD-9-CM	015.51	TB LIMB BONES-NO EXAM
ICD-9-CM	015.52	TB LIMB BONES-EXAM UNKN
ICD-9-CM	015.53	TB LIMB BONES-MICRO DX
ICD-9-CM	015.54	TB LIMB BONES-CULT DX
ICD-9-CM	015.55	TB LIMB BONES-HISTO DX
ICD-9-CM	015.56	TB LIMB BONES-OTH TEST
ICD-9-CM	015.60	TB OF MASTOID-UNSPEC
ICD-9-CM	015.61	TB OF MASTOID-NO EXAM
ICD-9-CM	015.62	TB OF MASTOID-EXAM UNKN
ICD-9-CM	015.63	TB OF MASTOID-MICRO DX
ICD-9-CM	015.64	TB OF MASTOID-CULT DX
ICD-9-CM	015.65	TB OF MASTOID-HISTO DX
ICD-9-CM	015.66	TB OF MASTOID-OTH TEST
ICD-9-CM	015.70	TB OF BONE NEC-UNSPEC
ICD-9-CM	015.71	TB OF BONE NEC-NO EXAM
ICD-9-CM	015.72	TB OF BONE NEC-EXAM UNKN
ICD-9-CM	015.73	TB OF BONE NEC-MICRO DX
ICD-9-CM	015.74	TB OF BONE NEC-CULT DX
ICD-9-CM	015.75	TB OF BONE NEC-HISTO DX
ICD-9-CM	015.76	TB OF BONE NEC-OTH TEST
ICD-9-CM	015.80	TB OF JOINT NEC-UNSPEC
ICD-9-CM	015.81	TB OF JOINT NEC-NO EXAM
ICD-9-CM	015.82	TB JOINT NEC-EXAM UNKN
ICD-9-CM	015.83	TB OF JOINT NEC-MICRO DX
ICD-9-CM	015.84	TB OF JOINT NEC-CULT DX
ICD-9-CM	015.85	TB OF JOINT NEC-HISTO DX
ICD-9-CM	015.86	TB OF JOINT NEC-OTH TEST
ICD-9-CM	015.90	TB BONE/JOINT NOS-UNSPEC
ICD-9-CM	015.91	TB BONE/JT NOS-NO EXAM
ICD-9-CM	015.92	TB BONE/JT NOS-EXAM UNKN
ICD-9-CM	015.93	TB BONE/JT NOS-MICRO DX
ICD-9-CM	015.94	TB BONE/JT NOS-CULT DX
ICD-9-CM	015.95	TB BONE/JT NOS-HISTO DX
ICD-9-CM	015.96	TB BONE/JT NOS-OTH TEST
ICD-9-CM	016.00	TB OF KIDNEY-UNSPEC
ICD-9-CM	016.01	TB OF KIDNEY-NO EXAM
ICD-9-CM	016.02	TB OF KIDNEY-EXAM UNKN
ICD-9-CM	016.03	TB OF KIDNEY-MICRO DX

Coding System	Code	Description
ICD-9-CM	016.04	TB OF KIDNEY-CULT DX
ICD-9-CM	016.05	TB OF KIDNEY-HISTO DX
ICD-9-CM	016.06	TB OF KIDNEY-OTH TEST
ICD-9-CM	016.10	TB OF BLADDER-UNSPEC
ICD-9-CM	016.11	TB OF BLADDER-NO EXAM
ICD-9-CM	016.12	TB OF BLADDER-EXAM UNKN
ICD-9-CM	016.13	TB OF BLADDER-MICRO DX
ICD-9-CM	016.14	TB OF BLADDER-CULT DX
ICD-9-CM	016.15	TB OF BLADDER-HISTO DX
ICD-9-CM	016.16	TB OF BLADDER-OTH TEST
ICD-9-CM	016.20	TB OF URETER-UNSPEC
ICD-9-CM	016.21	TB OF URETER-NO EXAM
ICD-9-CM	016.22	TB OF URETER-EXAM UNKN
ICD-9-CM	016.23	TB OF URETER-MICRO DX
ICD-9-CM	016.24	TB OF URETER-CULT DX
ICD-9-CM	016.25	TB OF URETER-HISTO DX
ICD-9-CM	016.26	TB OF URETER-OTH TEST
ICD-9-CM	016.30	TB URINARY NEC-UNSPEC
ICD-9-CM	016.31	TB URINARY NEC-NO EXAM
ICD-9-CM	016.32	TB URINARY NEC-EXAM UNKN
ICD-9-CM	016.33	TB URINARY NEC-MICRO DX
ICD-9-CM	016.34	TB URINARY NEC-CULT DX
ICD-9-CM	016.35	TB URINARY NEC-HISTO DX
ICD-9-CM	016.36	TB URINARY NEC-OTH TEST
ICD-9-CM	016.40	TB EPIDIDYMIS-UNSPEC
ICD-9-CM	016.41	TB EPIDIDYMIS-NO EXAM
ICD-9-CM	016.42	TB EPIDIDYMIS-EXAM UNKN
ICD-9-CM	016.43	TB EPIDIDYMIS-MICRO DX
ICD-9-CM	016.44	TB EPIDIDYMIS-CULT DX
ICD-9-CM	016.45	TB EPIDIDYMIS-HISTO DX
ICD-9-CM	016.46	TB EPIDIDYMIS-OTH TEST
ICD-9-CM	016.50	TB MALE GENIT NEC-UNSPEC
ICD-9-CM	016.51	TB MALE GEN NEC-NO EXAM
ICD-9-CM	016.52	TB MALE GEN NEC-EX UNKN
ICD-9-CM	016.53	TB MALE GEN NEC-MICRO DX
ICD-9-CM	016.54	TB MALE GEN NEC-CULT DX
ICD-9-CM	016.55	TB MALE GEN NEC-HISTO DX
ICD-9-CM	016.56	TB MALE GEN NEC-OTH TEST
ICD-9-CM	016.60	TB OVARY & TUBE-UNSPEC
ICD-9-CM	016.61	TB OVARY & TUBE-NO EXAM

Coding System	Code	Description
ICD-9-CM	016.62	TB OVARY/TUBE-EXAM UNKN
ICD-9-CM	016.63	TB OVARY & TUBE-MICRO DX
ICD-9-CM	016.64	TB OVARY & TUBE-CULT DX
ICD-9-CM	016.65	TB OVARY & TUBE-HISTO DX
ICD-9-CM	016.66	TB OVARY & TUBE-OTH TEST
ICD-9-CM	016.70	TB FEMALE GEN NEC-UNSPEC
ICD-9-CM	016.71	TB FEM GEN NEC-NO EXAM
ICD-9-CM	016.72	TB FEM GEN NEC-EXAM UNKN
ICD-9-CM	016.73	TB FEM GEN NEC-MICRO DX
ICD-9-CM	016.74	TB FEM GEN NEC-CULT DX
ICD-9-CM	016.75	TB FEM GEN NEC-HISTO DX
ICD-9-CM	016.76	TB FEM GEN NEC-OTH TEST
ICD-9-CM	016.90	GU TB NOS-UNSPEC
ICD-9-CM	016.91	GU TB NOS-NO EXAM
ICD-9-CM	016.92	GU TB NOS-EXAM UNKN
ICD-9-CM	016.93	GU TB NOS-MICRO DX
ICD-9-CM	016.94	GU TB NOS-CULT DX
ICD-9-CM	016.95	GU TB NOS-HISTO DX
ICD-9-CM	016.96	GU TB NOS-OTH TEST
ICD-9-CM	017.00	TB SKIN/SUBCUTAN-UNSPEC
ICD-9-CM	017.01	TB SKIN/SUBCUT-NO EXAM
ICD-9-CM	017.02	TB SKIN/SUBCUT-EXAM UNKN
ICD-9-CM	017.03	TB SKIN/SUBCUT-MICRO DX
ICD-9-CM	017.04	TB SKIN/SUBCUT-CULT DX
ICD-9-CM	017.05	TB SKIN/SUBCUT-HISTO DX
ICD-9-CM	017.06	TB SKIN/SUBCUT-OTH TEST
ICD-9-CM	017.10	ERYTHEMA NODOS TB-UNSPEC
ICD-9-CM	017.11	ERYTHEM NODOS TB-NO EXAM
ICD-9-CM	017.12	ERYTHEM NOD TB-EXAM UNKN
ICD-9-CM	017.13	ERYTHEM NOD TB-MICRO DX
ICD-9-CM	017.14	ERYTHEM NODOS TB-CULT DX
ICD-9-CM	017.15	ERYTHEM NOD TB-HISTO DX
ICD-9-CM	017.16	ERYTHEM NOD TB-OTH TEST
ICD-9-CM	017.20	TB PERIPH LYMPH-UNSPEC
ICD-9-CM	017.21	TB PERIPH LYMPH-NO EXAM
ICD-9-CM	017.22	TB PERIPH LYMPH-EXAM UNK
ICD-9-CM	017.23	TB PERIPH LYMPH-MICRO DX
ICD-9-CM	017.24	TB PERIPH LYMPH-CULT DX
ICD-9-CM	017.25	TB PERIPH LYMPH-HISTO DX
ICD-9-CM	017.26	TB PERIPH LYMPH-OTH TEST

Coding System	Code	Description
ICD-9-CM	017.30	TB OF EYE-UNSPEC
ICD-9-CM	017.31	TB OF EYE-NO EXAM
ICD-9-CM	017.32	TB OF EYE-EXAM UNKN
ICD-9-CM	017.33	TB OF EYE-MICRO DX
ICD-9-CM	017.34	TB OF EYE-CULT DX
ICD-9-CM	017.35	TB OF EYE-HISTO DX
ICD-9-CM	017.36	TB OF EYE-OTH TEST
ICD-9-CM	017.40	TB OF EAR-UNSPEC
ICD-9-CM	017.41	TB OF EAR-NO EXAM
ICD-9-CM	017.42	TB OF EAR-EXAM UNKN
ICD-9-CM	017.43	TB OF EAR-MICRO DX
ICD-9-CM	017.44	TB OF EAR-CULT DX
ICD-9-CM	017.45	TB OF EAR-HISTO DX
ICD-9-CM	017.46	TB OF EAR-OTH TEST
ICD-9-CM	017.50	TB OF THYROID-UNSPEC
ICD-9-CM	017.51	TB OF THYROID-NO EXAM
ICD-9-CM	017.52	TB OF THYROID-EXAM UNKN
ICD-9-CM	017.53	TB OF THYROID-MICRO DX
ICD-9-CM	017.54	TB OF THYROID-CULT DX
ICD-9-CM	017.55	TB OF THYROID-HISTO DX
ICD-9-CM	017.56	TB OF THYROID-OTH TEST
ICD-9-CM	017.60	TB OF ADRENAL-UNSPEC
ICD-9-CM	017.61	TB OF ADRENAL-NO EXAM
ICD-9-CM	017.62	TB OF ADRENAL-EXAM UNKN
ICD-9-CM	017.63	TB OF ADRENAL-MICRO DX
ICD-9-CM	017.64	TB OF ADRENAL-CULT DX
ICD-9-CM	017.65	TB OF ADRENAL-HISTO DX
ICD-9-CM	017.66	TB OF ADRENAL-OTH TEST
ICD-9-CM	017.70	TB OF SPLEEN-UNSPEC
ICD-9-CM	017.71	TB OF SPLEEN-NO EXAM
ICD-9-CM	017.72	TB OF SPLEEN-EXAM UNKN
ICD-9-CM	017.73	TB OF SPLEEN-MICRO DX
ICD-9-CM	017.74	TB OF SPLEEN-CULT DX
ICD-9-CM	017.75	TB OF SPLEEN-HISTO DX
ICD-9-CM	017.76	TB OF SPLEEN-OTH TEST
ICD-9-CM	017.80	TB ESOPHAGUS-UNSPEC
ICD-9-CM	017.81	TB ESOPHAGUS-NO EXAM
ICD-9-CM	017.82	TB ESOPHAGUS-EXAM UNKN
ICD-9-CM	017.83	TB ESOPHAGUS-MICRO DX
ICD-9-CM	017.84	TB ESOPHAGUS-CULT DX

Coding System	Code	Description
ICD-9-CM	017.85	TB ESOPHAGUS-HISTO DX
ICD-9-CM	017.86	TB ESOPHAGUS-OTH TEST
ICD-9-CM	017.90	TB OF ORGAN NEC-UNSPEC
ICD-9-CM	017.91	TB OF ORGAN NEC-NO EXAM
ICD-9-CM	017.92	TB ORGAN NEC-EXAM UNKN
ICD-9-CM	017.93	TB OF ORGAN NEC-MICRO DX
ICD-9-CM	017.94	TB OF ORGAN NEC-CULT DX
ICD-9-CM	017.95	TB OF ORGAN NEC-HISTO DX
ICD-9-CM	017.96	TB OF ORGAN NEC-OTH TEST
ICD-9-CM	018.00	ACUTE MILIARY TB-UNSPEC
ICD-9-CM	018.01	ACUTE MILIARY TB-NO EXAM
ICD-9-CM	018.02	AC MILIARY TB-EXAM UNKN
ICD-9-CM	018.03	AC MILIARY TB-MICRO DX
ICD-9-CM	018.04	ACUTE MILIARY TB-CULT DX
ICD-9-CM	018.05	AC MILIARY TB-HISTO DX
ICD-9-CM	018.06	AC MILIARY TB-OTH TEST
ICD-9-CM	018.80	MILIARY TB NEC-UNSPEC
ICD-9-CM	018.81	MILIARY TB NEC-NO EXAM
ICD-9-CM	018.82	MILIARY TB NEC-EXAM UNKN
ICD-9-CM	018.83	MILIARY TB NEC-MICRO DX
ICD-9-CM	018.84	MILIARY TB NEC-CULT DX
ICD-9-CM	018.85	MILIARY TB NEC-HISTO DX
ICD-9-CM	018.86	MILIARY TB NEC-OTH TEST
ICD-9-CM	018.90	MILIARY TB NOS-UNSPEC
ICD-9-CM	018.91	MILIARY TB NOS-NO EXAM
ICD-9-CM	018.92	MILIARY TB NOS-EXAM UNKN
ICD-9-CM	018.93	MILIARY TB NOS-MICRO DX
ICD-9-CM	018.94	MILIARY TB NOS-CULT DX
ICD-9-CM	018.95	MILIARY TB NOS-HISTO DX
ICD-9-CM	018.96	MILIARY TB NOS-OTH TEST
ICD-9-CM	031.0	PULMONARY MYCOBACTERIA
ICD-9-CM	031.1	CUTANEOUS MYCOBACTERIA
ICD-9-CM	031.9	MYCOBACTERIAL DIS NOS
ICD-9-CM	041.5	H. INFLUENZAE INFECT NOS
ICD-9-CM	041.7	PSEUDOMONAS INFECT NOS
ICD-9-CM	046.3	PROG MULTIFOC LEUKOENCEP
ICD-9-CM	053.0	HERPES ZOSTER MENINGITIS
ICD-9-CM	053.10	H ZOSTER NERV SYST NOS
ICD-9-CM	053.11	GENICULATE HERPES ZOSTER
ICD-9-CM	053.12	POSTHERPES TRIGEM NEURAL

Coding System	Code	Description
ICD-9-CM	053.13	POSTHERPES POLYNEUROPATH
ICD-9-CM	053.19	H ZOSTER NERV SYST NEC
ICD-9-CM	053.20	HERPES ZOSTER OF EYELID
ICD-9-CM	053.21	H ZOSTER KERATOCONJUNCT
ICD-9-CM	053.22	H ZOSTER IRIDOCYCLITIS
ICD-9-CM	053.29	HERPES ZOSTER OF EYE NEC
ICD-9-CM	053.71	H ZOSTER OTITIS EXTERNA
ICD-9-CM	053.79	H ZOSTER COMPLICATED NEC
ICD-9-CM	053.8	H ZOSTER COMPLICATED NOS
ICD-9-CM	053.9	HERPES ZOSTER NOS
ICD-9-CM	054.0	ECZEMA HERPETICUM
ICD-9-CM	054.10	GENITAL HERPES NOS
ICD-9-CM	054.11	HERPETIC VULVOVAGINITIS
ICD-9-CM	054.12	HERPETIC ULCER OF VULVA
ICD-9-CM	054.13	HERPETIC INFECT OF PENIS
ICD-9-CM	054.19	GENITAL HERPES NEC
ICD-9-CM	054.2	HERPETIC GINGIVOSTOMAT
ICD-9-CM	054.3	HERPETIC ENCEPHALITIS
ICD-9-CM	054.40	HERPES SIMPLEX EYE NOS
ICD-9-CM	054.41	HERPES SIMPLEX OF EYELID
ICD-9-CM	054.42	DENDRITIC KERATITIS
ICD-9-CM	054.43	H SIMPLEX KERATITIS
ICD-9-CM	054.44	H SIMPLEX IRIDOCYCLITIS
ICD-9-CM	054.49	HERPES SIMPLEX EYE NEC
ICD-9-CM	054.5	HERPETIC SEPTICEMIA
ICD-9-CM	054.6	HERPETIC WHITLOW
ICD-9-CM	054.71	VISCERAL HERPES SIMPLEX
ICD-9-CM	054.72	H SIMPLEX MENINGITIS
ICD-9-CM	054.73	H SIMPLEX OTITIS EXTERNA
ICD-9-CM	054.79	H SIMPLEX COMPLICAT NEC
ICD-9-CM	054.8	H SIMPLEX COMPLICAT NOS
ICD-9-CM	054.9	HERPES SIMPLEX NOS
ICD-9-CM	078.5	CYTOMEGALOVIRAL DISEASE
ICD-9-CM	088.0	BARTONELLOSIS
ICD-9-CM	090.0	EARLY CONG SYPH SYMPTOM
ICD-9-CM	090.1	EARLY CONGEN SYPH LATENT
ICD-9-CM	090.2	EARLY CONGEN SYPH NOS
ICD-9-CM	090.3	SYPHILITIC KERATITIS
ICD-9-CM	090.40	JUVENILE NEUROSYPH NOS
ICD-9-CM	090.41	CONGEN SYPH ENCEPHALITIS

Coding System	Code	Description
ICD-9-CM	090.42	CONGEN SYPH MENINGITIS
ICD-9-CM	090.49	JUVENILE NEUROSYPH NEC
ICD-9-CM	090.5	LATE CONGEN SYPH SYMPTOM
ICD-9-CM	090.6	LATE CONGEN SYPH LATENT
ICD-9-CM	090.7	LATE CONGEN SYPH NOS
ICD-9-CM	090.9	CONGENITAL SYPHILIS NOS
ICD-9-CM	091.0	PRIMARY GENITAL SYPHILIS
ICD-9-CM	091.1	PRIMARY ANAL SYPHILIS
ICD-9-CM	091.2	PRIMARY SYPHILIS NEC
ICD-9-CM	091.3	SECONDARY SYPH SKIN
ICD-9-CM	091.4	SYPHILITIC ADENOPATHY
ICD-9-CM	091.50	SYPHILITIC UVEITIS NOS
ICD-9-CM	091.51	SYPHILIT CHORIORETINITIS
ICD-9-CM	091.52	SYPHILITIC IRIDOCYCLITIS
ICD-9-CM	091.61	SYPHILITIC PERIOSTITIS
ICD-9-CM	091.62	SYPHILITIC HEPATITIS
ICD-9-CM	091.69	SECOND SYPH VISCERA NEC
ICD-9-CM	091.7	SECOND SYPHILIS RELAPSE
ICD-9-CM	091.81	ACUTE SYPHIL MENINGITIS
ICD-9-CM	091.82	SYPHILITIC ALOPECIA
ICD-9-CM	091.89	SECONDARY SYPHILIS NEC
ICD-9-CM	091.9	SECONDARY SYPHILIS NOS
ICD-9-CM	092.0	EARLY SYPH LATENT RELAPSE
ICD-9-CM	092.9	EARLY SYPHIL LATENT NOS
ICD-9-CM	093.0	AORTIC ANEURYSM, SYPHIL
ICD-9-CM	093.1	SYPHILITIC AORTITIS
ICD-9-CM	093.20	SYPHIL ENDOCARDITIS NOS
ICD-9-CM	093.21	SYPHILITIC MITRAL VALVE
ICD-9-CM	093.22	SYPHILITIC AORTIC VALVE
ICD-9-CM	093.23	SYPHIL TRICUSPID VALVE
ICD-9-CM	093.24	SYPHIL PULMONARY VALVE
ICD-9-CM	093.81	SYPHILITIC PERICARDITIS
ICD-9-CM	093.82	SYPHILITIC MYOCARDITIS
ICD-9-CM	093.89	CARDIOVASCULAR SYPH NEC
ICD-9-CM	093.9	CARDIOVASCULAR SYPH NOS
ICD-9-CM	094.0	TABES DORSALIS
ICD-9-CM	094.1	GENERAL PARESIS
ICD-9-CM	094.2	SYPHILITIC MENINGITIS
ICD-9-CM	094.3	ASYMPTOMAT NEUROSYPHILIS
ICD-9-CM	094.81	SYPHILITIC ENCEPHALITIS

Coding System	Code	Description
ICD-9-CM	094.82	SYPHILITIC PARKINSONISM
ICD-9-CM	094.83	SYPH DISSEM RETINITIS
ICD-9-CM	094.84	SYPHILITIC OPTIC ATROPHY
ICD-9-CM	094.85	SYPH RETROBULB NEURITIS
ICD-9-CM	094.86	SYPHIL ACOUSTIC NEURITIS
ICD-9-CM	094.87	SYPH RUPT CEREB ANEURYSM
ICD-9-CM	094.89	NEUROSYPHILIS NEC
ICD-9-CM	094.9	NEUROSYPHILIS NOS
ICD-9-CM	095.0	SYPHILITIC EPISCLERITIS
ICD-9-CM	095.1	SYPHILIS OF LUNG
ICD-9-CM	095.2	SYPHILITIC PERITONITIS
ICD-9-CM	095.3	SYPHILIS OF LIVER
ICD-9-CM	095.4	SYPHILIS OF KIDNEY
ICD-9-CM	095.5	SYPHILIS OF BONE
ICD-9-CM	095.6	SYPHILIS OF MUSCLE
ICD-9-CM	095.7	SYPHILIS OF TENDON/BURSA
ICD-9-CM	095.8	LATE SYMPT SYPHILIS NEC
ICD-9-CM	095.9	LATE SYMPT SYPHILIS NOS
ICD-9-CM	097.0	LATE SYPHILIS NOS
ICD-9-CM	097.1	LATENT SYPHILIS NOS
ICD-9-CM	097.9	SYPHILIS NOS
ICD-9-CM	112.0	THRUSH
ICD-9-CM	115.00	HISTOPLASMA CAPSULAT NOS
ICD-9-CM	115.10	HISTOPLASMA DUBOISII NOS
ICD-9-CM	115.90	HISTOPLASMOSIS NOS
ICD-9-CM	130.0	TOXOPLASM MENINGOENCEPH
ICD-9-CM	070.20	HPT B ACTE COMA WO DLTA
ICD-9-CM	070.21	HPT B ACTE COMA W DLTA
ICD-9-CM	070.30	HPT B ACTE WO CM WO DLTA
ICD-9-CM	070.31	HPT B ACTE WO CM W DLTA
ICD-9-CM	070.41	HPT C ACUTE W HEPAT COMA
ICD-9-CM	070.51	HPT C ACUTE WO HPAT COMA
ICD-9-CM	008.43	INT INFEC CAMPYLOBACTER
ICD-9-CM	041.00	STREPTOCOCCUS UNSPECF
ICD-9-CM	041.01	STREPTOCOCCUS GROUP A
ICD-9-CM	041.02	STREPTOCOCCUS GROUP B
ICD-9-CM	041.03	STREPTOCOCCUS GROUP C
ICD-9-CM	041.04	ENTEROCOCCUS GROUP D
ICD-9-CM	041.05	STREPTOCOCCUS GROUP G
ICD-9-CM	041.09	OTHER STREPTOCOCCUS

Coding System	Code	Description
ICD-9-CM	041.10	STAPHYLOCOCCUS UNSPCFIED
ICD-9-CM	041.11	MTH SUS STPH AUR ELS/NOS
ICD-9-CM	041.19	OTHER STAPHYLOCOCCUS
ICD-9-CM	079.4	HUMAN PAPILLOMAVIRUS
ICD-9-CM	070.22	HPT B CHRN COMA WO DLTA
ICD-9-CM	070.23	HPT B CHRN COMA W DLTA
ICD-9-CM	070.32	HPT B CHRN WO CM WO DLTA
ICD-9-CM	070.33	HPT B CHRN WO CM W DLTA
ICD-9-CM	070.44	CHRN C HPT C W HEPAT COMA
ICD-9-CM	070.54	CHRN C HPT C WO HPAT COMA
ICD-9-CM	007.4	CRYPTOSPORIDIOSIS
ICD-9-CM	031.2	DMAC BACTEREMIA
ICD-9-CM	070.70	HPT C W/O HEPAT COMA NOS
ICD-9-CM	070.71	HPT C W HEPATIC COMA NOS
ICD-9-CM	053.14	HERPES ZOSTER MYELITIS
ICD-9-CM	054.74	HERPES SIMPLEX MYELITIS
ICD-10-CM	A02.0	Salmonella enteritis
ICD-10-CM	A02.8	Other specified salmonella infections
ICD-10-CM	A02.9	Salmonella infection, unspecified
ICD-10-CM	A03.0	Shigellosis due to Shigella dysenteriae
ICD-10-CM	A03.1	Shigellosis due to Shigella flexneri
ICD-10-CM	A03.2	Shigellosis due to Shigella boydii
ICD-10-CM	A03.3	Shigellosis due to Shigella sonnei
ICD-10-CM	A03.8	Other shigellosis
ICD-10-CM	A03.9	Shigellosis, unspecified
ICD-10-CM	A04.5	Campylobacter enteritis
ICD-10-CM	A07.2	Cryptosporidiosis
ICD-10-CM	A15.0	Tuberculosis of lung
ICD-10-CM	A15.4	Tuberculosis of intrathoracic lymph nodes
ICD-10-CM	A15.5	Tuberculosis of larynx, trachea and bronchus
ICD-10-CM	A15.6	Tuberculous pleurisy
ICD-10-CM	A15.7	Primary respiratory tuberculosis
ICD-10-CM	A15.8	Other respiratory tuberculosis
ICD-10-CM	A15.9	Respiratory tuberculosis unspecified
ICD-10-CM	A17.0	Tuberculous meningitis
ICD-10-CM	A17.1	Meningeal tuberculoma
ICD-10-CM	A17.81	Tuberculoma of brain and spinal cord
ICD-10-CM	A17.82	Tuberculous meningoencephalitis
ICD-10-CM	A17.83	Tuberculous neuritis
ICD-10-CM	A17.89	Other tuberculosis of nervous system

Coding System	Code	Description
ICD-10-CM	A17.9	Tuberculosis of nervous system, unspecified
ICD-10-CM	A18.01	Tuberculosis of spine
ICD-10-CM	A18.02	Tuberculous arthritis of other joints
ICD-10-CM	A18.03	Tuberculosis of other bones
ICD-10-CM	A18.09	Other musculoskeletal tuberculosis
ICD-10-CM	A18.10	Tuberculosis of genitourinary system, unspecified
ICD-10-CM	A18.11	Tuberculosis of kidney and ureter
ICD-10-CM	A18.12	Tuberculosis of bladder
ICD-10-CM	A18.13	Tuberculosis of other urinary organs
ICD-10-CM	A18.14	Tuberculosis of prostate
ICD-10-CM	A18.15	Tuberculosis of other male genital organs
ICD-10-CM	A18.16	Tuberculosis of cervix
ICD-10-CM	A18.17	Tuberculous female pelvic inflammatory disease
ICD-10-CM	A18.18	Tuberculosis of other female genital organs
ICD-10-CM	A18.2	Tuberculous peripheral lymphadenopathy
ICD-10-CM	A18.31	Tuberculous peritonitis
ICD-10-CM	A18.32	Tuberculous enteritis
ICD-10-CM	A18.39	Retroperitoneal tuberculosis
ICD-10-CM	A18.4	Tuberculosis of skin and subcutaneous tissue
ICD-10-CM	A18.50	Tuberculosis of eye, unspecified
ICD-10-CM	A18.51	Tuberculous episcleritis
ICD-10-CM	A18.52	Tuberculous keratitis
ICD-10-CM	A18.53	Tuberculous chorioretinitis
ICD-10-CM	A18.54	Tuberculous iridocyclitis
ICD-10-CM	A18.59	Other tuberculosis of eye
ICD-10-CM	A18.6	Tuberculosis of (inner) (middle) ear
ICD-10-CM	A18.7	Tuberculosis of adrenal glands
ICD-10-CM	A18.81	Tuberculosis of thyroid gland
ICD-10-CM	A18.82	Tuberculosis of other endocrine glands
ICD-10-CM	A18.83	Tuberculosis of digestive tract organs, NEC
ICD-10-CM	A18.84	Tuberculosis of heart
ICD-10-CM	A18.85	Tuberculosis of spleen
ICD-10-CM	A18.89	Tuberculosis of other sites
ICD-10-CM	A19.0	Acute miliary tuberculosis of a single specified site
ICD-10-CM	A19.1	Acute miliary tuberculosis of multiple sites
ICD-10-CM	A19.2	Acute miliary tuberculosis, unspecified
ICD-10-CM	A19.8	Other miliary tuberculosis
ICD-10-CM	A19.9	Miliary tuberculosis, unspecified
ICD-10-CM	A31.0	Pulmonary mycobacterial infection
ICD-10-CM	A31.1	Cutaneous mycobacterial infection

Coding System	Code	Description
ICD-10-CM	A31.2	Dissem mycobacterium avium-intracellulare complex (DMAC)
ICD-10-CM	A31.9	Mycobacterial infection, unspecified
ICD-10-CM	A44.0	Systemic bartonellosis
ICD-10-CM	A44.1	Cutaneous and mucocutaneous bartonellosis
ICD-10-CM	A44.8	Other forms of bartonellosis
ICD-10-CM	A44.9	Bartonellosis, unspecified
ICD-10-CM	A49.01	Methicillin suscep staph infection, unsp site
ICD-10-CM	A49.1	Streptococcal infection, unspecified site
ICD-10-CM	A49.2	Hemophilus influenzae infection, unspecified site
ICD-10-CM	A50.01	Early congenital syphilitic ophthalmopathy
ICD-10-CM	A50.02	Early congenital syphilitic osteochondropathy
ICD-10-CM	A50.03	Early congenital syphilitic pharyngitis
ICD-10-CM	A50.04	Early congenital syphilitic pneumonia
ICD-10-CM	A50.05	Early congenital syphilitic rhinitis
ICD-10-CM	A50.06	Early cutaneous congenital syphilis
ICD-10-CM	A50.07	Early mucocutaneous congenital syphilis
ICD-10-CM	A50.08	Early visceral congenital syphilis
ICD-10-CM	A50.09	Other early congenital syphilis, symptomatic
ICD-10-CM	A50.1	Early congenital syphilis, latent
ICD-10-CM	A50.2	Early congenital syphilis, unspecified
ICD-10-CM	A50.30	Late congenital syphilitic ophthalmopathy, unspecified
ICD-10-CM	A50.31	Late congenital syphilitic interstitial keratitis
ICD-10-CM	A50.32	Late congenital syphilitic chorioretinitis
ICD-10-CM	A50.39	Other late congenital syphilitic ophthalmopathy
ICD-10-CM	A50.40	Late congenital neurosyphilis, unspecified
ICD-10-CM	A50.41	Late congenital syphilitic meningitis
ICD-10-CM	A50.42	Late congenital syphilitic encephalitis
ICD-10-CM	A50.43	Late congenital syphilitic polyneuropathy
ICD-10-CM	A50.44	Late congenital syphilitic optic nerve atrophy
ICD-10-CM	A50.45	Juvenile general paresis
ICD-10-CM	A50.49	Other late congenital neurosyphilis
ICD-10-CM	A50.51	Clutton's joints
ICD-10-CM	A50.52	Hutchinson's teeth
ICD-10-CM	A50.53	Hutchinson's triad
ICD-10-CM	A50.54	Late congenital cardiovascular syphilis
ICD-10-CM	A50.55	Late congenital syphilitic arthropathy
ICD-10-CM	A50.56	Late congenital syphilitic osteochondropathy
ICD-10-CM	A50.57	Syphilitic saddle nose
ICD-10-CM	A50.59	Other late congenital syphilis, symptomatic
ICD-10-CM	A50.6	Late congenital syphilis, latent

Coding System	Code	Description
ICD-10-CM	A50.7	Late congenital syphilis, unspecified
ICD-10-CM	A50.9	Congenital syphilis, unspecified
ICD-10-CM	A51.0	Primary genital syphilis
ICD-10-CM	A51.1	Primary anal syphilis
ICD-10-CM	A51.2	Primary syphilis of other sites
ICD-10-CM	A51.31	Condyloma latum
ICD-10-CM	A51.32	Syphilitic alopecia
ICD-10-CM	A51.39	Other secondary syphilis of skin
ICD-10-CM	A51.41	Secondary syphilitic meningitis
ICD-10-CM	A51.42	Secondary syphilitic female pelvic disease
ICD-10-CM	A51.43	Secondary syphilitic ophthalmopathy
ICD-10-CM	A51.44	Secondary syphilitic nephritis
ICD-10-CM	A51.45	Secondary syphilitic hepatitis
ICD-10-CM	A51.46	Secondary syphilitic osteopathy
ICD-10-CM	A51.49	Other secondary syphilitic conditions
ICD-10-CM	A51.5	Early syphilis, latent
ICD-10-CM	A51.9	Early syphilis, unspecified
ICD-10-CM	A52.00	Cardiovascular syphilis, unspecified
ICD-10-CM	A52.01	Syphilitic aneurysm of aorta
ICD-10-CM	A52.02	Syphilitic aortitis
ICD-10-CM	A52.03	Syphilitic endocarditis
ICD-10-CM	A52.04	Syphilitic cerebral arteritis
ICD-10-CM	A52.05	Other cerebrovascular syphilis
ICD-10-CM	A52.06	Other syphilitic heart involvement
ICD-10-CM	A52.09	Other cardiovascular syphilis
ICD-10-CM	A52.10	Symptomatic neurosyphilis, unspecified
ICD-10-CM	A52.11	Tabes dorsalis
ICD-10-CM	A52.12	Other cerebrospinal syphilis
ICD-10-CM	A52.13	Late syphilitic meningitis
ICD-10-CM	A52.14	Late syphilitic encephalitis
ICD-10-CM	A52.15	Late syphilitic neuropathy
ICD-10-CM	A52.17	General paresis
ICD-10-CM	A52.19	Other symptomatic neurosyphilis
ICD-10-CM	A52.2	Asymptomatic neurosyphilis
ICD-10-CM	A52.3	Neurosyphilis, unspecified
ICD-10-CM	A52.8	Late syphilis, latent
ICD-10-CM	A52.9	Late syphilis, unspecified
ICD-10-CM	A53.0	Latent syphilis, unspecified as early or late
ICD-10-CM	A53.9	Syphilis, unspecified
ICD-10-CM	A60.00	Herpesviral infection of urogenital system, unspecified

Coding System	Code	Description
ICD-10-CM	A60.01	Herpesviral infection of penis
ICD-10-CM	A60.02	Herpesviral infection of other male genital organs
ICD-10-CM	A60.03	Herpesviral cervicitis
ICD-10-CM	A60.04	Herpesviral vulvovaginitis
ICD-10-CM	A60.09	Herpesviral infection of other urogenital tract
ICD-10-CM	A60.1	Herpesviral infection of perianal skin and rectum
ICD-10-CM	A60.9	Anogenital herpesviral infection, unspecified
ICD-10-CM	A81.2	Progressive multifocal leukoencephalopathy
ICD-10-CM	B00.0	Eczema herpeticum
ICD-10-CM	B00.1	Herpesviral vesicular dermatitis
ICD-10-CM	B00.2	Herpesviral gingivostomatitis and pharyngotonsillitis
ICD-10-CM	B00.3	Herpesviral meningitis
ICD-10-CM	B00.4	Herpesviral encephalitis
ICD-10-CM	B00.50	Herpesviral ocular disease, unspecified
ICD-10-CM	B00.51	Herpesviral iridocyclitis
ICD-10-CM	B00.52	Herpesviral keratitis
ICD-10-CM	B00.53	Herpesviral conjunctivitis
ICD-10-CM	B00.59	Other herpesviral disease of eye
ICD-10-CM	B00.7	Disseminated herpesviral disease
ICD-10-CM	B00.81	Herpesviral hepatitis
ICD-10-CM	B00.82	Herpes simplex myelitis
ICD-10-CM	B00.89	Other herpesviral infection
ICD-10-CM	B00.9	Herpesviral infection, unspecified
ICD-10-CM	B02.0	Zoster encephalitis
ICD-10-CM	B02.1	Zoster meningitis
ICD-10-CM	B02.21	Postherpetic geniculate ganglionitis
ICD-10-CM	B02.22	Postherpetic trigeminal neuralgia
ICD-10-CM	B02.23	Postherpetic polyneuropathy
ICD-10-CM	B02.24	Postherpetic myelitis
ICD-10-CM	B02.29	Other postherpetic nervous system involvement
ICD-10-CM	B02.30	Zoster ocular disease, unspecified
ICD-10-CM	B02.31	Zoster conjunctivitis
ICD-10-CM	B02.32	Zoster iridocyclitis
ICD-10-CM	B02.33	Zoster keratitis
ICD-10-CM	B02.34	Zoster scleritis
ICD-10-CM	B02.39	Other herpes zoster eye disease
ICD-10-CM	B02.7	Disseminated zoster
ICD-10-CM	B02.8	Zoster with other complications
ICD-10-CM	B02.9	Zoster without complications
ICD-10-CM	B16.0	Acute hepatitis B with delta-agent with hepatic coma

Coding System	Code	Description
ICD-10-CM	B16.1	Acute hepatitis B with delta-agent without hepatic coma
ICD-10-CM	B16.2	Acute hepatitis B without delta-agent with hepatic coma
ICD-10-CM	B16.9	Acute hepatitis B w/o delta-agent and without hepatic coma
ICD-10-CM	B17.10	Acute hepatitis C without hepatic coma
ICD-10-CM	B17.11	Acute hepatitis C with hepatic coma
ICD-10-CM	B18.0	Chronic viral hepatitis B with delta-agent
ICD-10-CM	B18.1	Chronic viral hepatitis B without delta-agent
ICD-10-CM	B18.2	Chronic viral hepatitis C
ICD-10-CM	B19.10	Unspecified viral hepatitis B without hepatic coma
ICD-10-CM	B19.11	Unspecified viral hepatitis B with hepatic coma
ICD-10-CM	B19.20	Unspecified viral hepatitis C without hepatic coma
ICD-10-CM	B19.21	Unspecified viral hepatitis C with hepatic coma
ICD-10-CM	B25.0	Cytomegaloviral pneumonitis
ICD-10-CM	B25.1	Cytomegaloviral hepatitis
ICD-10-CM	B25.2	Cytomegaloviral pancreatitis
ICD-10-CM	B25.8	Other cytomegaloviral diseases
ICD-10-CM	B25.9	Cytomegaloviral disease, unspecified
ICD-10-CM	B37.0	Candidal stomatitis
ICD-10-CM	B37.83	Candidal cheilitis
ICD-10-CM	B38.0	Acute pulmonary coccidioidomycosis
ICD-10-CM	B38.3	Cutaneous coccidioidomycosis
ICD-10-CM	B38.4	Coccidioidomycosis meningitis
ICD-10-CM	B38.7	Disseminated coccidioidomycosis
ICD-10-CM	B38.81	Prostatic coccidioidomycosis
ICD-10-CM	B38.89	Other forms of coccidioidomycosis
ICD-10-CM	B39.0	Acute pulmonary histoplasmosis capsulati
ICD-10-CM	B39.1	Chronic pulmonary histoplasmosis capsulati
ICD-10-CM	B39.2	Pulmonary histoplasmosis capsulati, unspecified
ICD-10-CM	B39.3	Disseminated histoplasmosis capsulati
ICD-10-CM	B39.4	Histoplasmosis capsulati, unspecified
ICD-10-CM	B39.5	Histoplasmosis duboisii
ICD-10-CM	B39.9	Histoplasmosis, unspecified
ICD-10-CM	B44.0	Invasive pulmonary aspergillosis
ICD-10-CM	B44.1	Other pulmonary aspergillosis
ICD-10-CM	B44.2	Tonsillar aspergillosis
ICD-10-CM	B44.7	Disseminated aspergillosis
ICD-10-CM	B44.89	Other forms of aspergillosis
ICD-10-CM	B44.9	Aspergillosis, unspecified
ICD-10-CM	B45.0	Pulmonary cryptococcosis
ICD-10-CM	B45.1	Cerebral cryptococcosis

Coding System	Code	Description
ICD-10-CM	B45.2	Cutaneous cryptococcosis
ICD-10-CM	B45.3	Osseous cryptococcosis
ICD-10-CM	B45.7	Disseminated cryptococcosis
ICD-10-CM	B45.8	Other forms of cryptococcosis
ICD-10-CM	B45.9	Cryptococcosis, unspecified
ICD-10-CM	B48.4	Penicilloles
ICD-10-CM	B58.00	Toxoplasma oculopathy, unspecified
ICD-10-CM	B58.01	Toxoplasma chorioretinitis
ICD-10-CM	B58.09	Other toxoplasma oculopathy
ICD-10-CM	B58.1	Toxoplasma hepatitis
ICD-10-CM	B58.2	Toxoplasma meningoencephalitis
ICD-10-CM	B58.3	Pulmonary toxoplasmosis
ICD-10-CM	B58.81	Toxoplasma myocarditis
ICD-10-CM	B58.82	Toxoplasma myositis
ICD-10-CM	B58.83	Toxoplasma tubulo-interstitial nephropathy
ICD-10-CM	B58.89	Toxoplasmosis with other organ involvement
ICD-10-CM	B58.9	Toxoplasmosis, unspecified
ICD-10-CM	B59.	Pneumocystosis
ICD-10-CM	B60.8	Other specified protozoal diseases
ICD-10-CM	B95.0	Streptococcus, group A, causing diseases classd elswhr
ICD-10-CM	B95.1	Streptococcus, group B, causing diseases classd elswhr
ICD-10-CM	B95.2	Enterococcus as the cause of diseases classified elsewhere
ICD-10-CM	B95.3	Streptococcus pneumoniae causing diseases classd elswhr
ICD-10-CM	B95.4	Oth streptococcus as the cause of diseases classd elswhr
ICD-10-CM	B95.5	Unsp streptococcus as the cause of diseases classd elswhr
ICD-10-CM	B95.61	Methicillin suscep staph infct causing dis classd elswhr
ICD-10-CM	B95.7	Oth staphylococcus as the cause of diseases classd elswhr
ICD-10-CM	B95.8	Unsp staphylococcus as the cause of diseases classd elswhr
ICD-10-CM	B96.3	Hemophilus influenzae as the cause of diseases classd elswhr
ICD-10-CM	B96.5	Pseudomonas (mallei) causing diseases classd elswhr
ICD-10-CM	B97.7	Papillomavirus as the cause of diseases classified elsewhere
ICD-10-CM	B99.8	Other infectious disease
ICD-10-CM	J13.	Pneumonia due to Streptococcus pneumoniae
ICD-10-CM	J15.1	Pneumonia due to Pseudomonas
ICD-10-CM	J15.20	Pneumonia due to staphylococcus, unspecified
ICD-10-CM	J15.211	Pneumonia due to methicillin suscep staph
ICD-10-CM	J15.212	Pneumonia due to Methicillin resistant Staphylococcus aureus
ICD-10-CM	J15.29	Pneumonia due to other staphylococcus
ICD-10-CM	J15.3	Pneumonia due to streptococcus, group B
ICD-10-CM	J15.4	Pneumonia due to other streptococci

Coding System	Code	Description
ICD-10-CM	J18.1	Lobar pneumonia, unspecified organism
ICD-10-CM	J20.1	Acute bronchitis due to Hemophilus influenzae
ICD-10-CM	J20.2	Acute bronchitis due to streptococcus
ICD-10-CM	J98.9	Respiratory disorder, unspecified

A.2 AIDS Defining Illnesses

Taxonomy BKMV AIDS DEF ILL DXS entries listed below.

Coding System	Code	Description
ICD-9-CM	112.4	CANDIDIASIS OF LUNG
ICD-9-CM	112.89	CANDIDIASIS SITE NEC
ICD-9-CM	112.9	CANDIDIASIS SITE NOS
ICD-9-CM	114.1	PRIM CUTAN COCCIDIOID
ICD-9-CM	114.2	COCCIDIOIDAL MENINGITIS
ICD-9-CM	114.3	PROGRESS COCCIDIOID NEC
ICD-9-CM	115.01	HISTOPLASM CAPSUL MENING
ICD-9-CM	115.02	HISTOPLASM CAPSUL RETINA
ICD-9-CM	115.03	HISTOPLASM CAPS PERICARD
ICD-9-CM	115.04	HISTOPLASM CAPS ENDOCARD
ICD-9-CM	115.05	HISTOPLASM CAPS PNEUMON
ICD-9-CM	115.09	HISTOPLASMA CAPSULAT NEC
ICD-9-CM	115.11	HISTOPLASM DUBOIS MENING
ICD-9-CM	115.12	HISTOPLASM DUBOIS RETINA
ICD-9-CM	115.13	HISTOPLASM DUB PERICARD
ICD-9-CM	115.14	HISTOPLASM DUB ENDOCARD
ICD-9-CM	115.15	HISTOPLASM DUB PNEUMONIA
ICD-9-CM	115.19	HISTOPLASMA DUBOISII NEC
ICD-9-CM	115.91	HISTOPLASMOSIS MENINGIT
ICD-9-CM	115.92	HISTOPLASMOSIS RETINITIS
ICD-9-CM	115.93	HISTOPLASMOSIS PERICARD
ICD-9-CM	115.94	HISTOPLASMOSIS ENDOCARD
ICD-9-CM	115.95	HISTOPLASMOSIS PNEUMONIA
ICD-9-CM	115.99	HISTOPLASMOSIS NEC
ICD-9-CM	117.5	CRYPTOCOCCOSIS
ICD-9-CM	130.1	TOXOPLASM CONJUNCTIVITIS
ICD-9-CM	130.2	TOXOPLASM CHORIORETINIT
ICD-9-CM	130.3	TOXOPLASMA MYOCARDITIS
ICD-9-CM	130.4	TOXOPLASMA PNEUMONITIS
ICD-9-CM	130.5	TOXOPLASMA HEPATITIS

ICD-9-CM	130.7	TOXOPLASMOSIS SITE NEC
ICD-9-CM	130.8	MULTISYSTEM TOXOPLASMOS
ICD-9-CM	130.9	TOXOPLASMOSIS NOS
ICD-9-CM	136.3	PNEUMOCYSTOSIS
ICD-9-CM	180.1	MALIG NEO EXOCERVIX
ICD-9-CM	180.8	MALIG NEO CERVIX NEC
ICD-9-CM	180.9	MAL NEO CERVIX UTERI NOS
ICD-9-CM	191.1	MALIG NEO FRONTAL LOBE
ICD-9-CM	191.2	MAL NEO TEMPORAL LOBE
ICD-9-CM	191.3	MAL NEO PARIETAL LOBE
ICD-9-CM	191.4	MAL NEO OCCIPITAL LOBE
ICD-9-CM	191.5	MAL NEO CEREB VENTRICLE
ICD-9-CM	191.6	MAL NEO CEREBELLUM NOS
ICD-9-CM	191.7	MAL NEO BRAIN STEM
ICD-9-CM	191.8	MALIG NEO BRAIN NEC
ICD-9-CM	191.9	MALIG NEO BRAIN NOS
ICD-9-CM	196.1	MAL NEO LYMPH-INTRATHOR
ICD-9-CM	196.2	MAL NEO LYMPH INTRA-ABD
ICD-9-CM	196.3	MAL NEO LYMPH-AXILLA/ARM
ICD-9-CM	196.5	MAL NEO LYMPH-INGUIN/LEG
ICD-9-CM	196.6	MAL NEO LYMPH-INTRAPELV
ICD-9-CM	196.8	MAL NEO LYMPH NODE-MULT
ICD-9-CM	196.9	MAL NEO LYMPH NODE NOS
ICD-9-CM	200.21	BURKITT'S TUMOR HEAD
ICD-9-CM	200.22	BURKITT'S TUMOR THORAX
ICD-9-CM	200.23	BURKITT'S TUMOR ABDOM
ICD-9-CM	200.24	BURKITT'S TUMOR AXILLA
ICD-9-CM	200.25	BURKITT'S TUMOR INGUIN
ICD-9-CM	200.26	BURKITT'S TUMOR PELVIC
ICD-9-CM	200.27	BURKITT'S TUMOR SPLEEN
ICD-9-CM	200.28	BURKITT'S TUMOR MULT
ICD-9-CM	200.81	MIXED LYMPHOSARC HEAD
ICD-9-CM	200.82	MIXED LYMPHOSARC THORAX
ICD-9-CM	200.83	MIXED LYMPHOSARC ABDOM
ICD-9-CM	200.84	MIXED LYMPHOSARC AXILLA
ICD-9-CM	200.85	MIXED LYMPHOSARC INGUIN
ICD-9-CM	200.86	MIXED LYMPHOSARC PELVIC
ICD-9-CM	200.87	MIXED LYMPHOSARC SPLEEN
ICD-9-CM	200.88	MIXED LYMPHOSARC MULT
ICD-9-CM	202.81	LYMPHOMAS NEC HEAD
ICD-9-CM	202.82	LYMPHOMAS NEC THORAX
ICD-9-CM	202.83	LYMPHOMAS NEC ABDOM

ICD-9-CM	202.84	LYMPHOMAS NEC AXILLA
ICD-9-CM	202.85	LYMPHOMAS NEC INGUIN
ICD-9-CM	202.86	LYMPHOMAS NEC PELVIC
ICD-9-CM	202.87	LYMPHOMAS NEC SPLEEN
ICD-9-CM	202.88	LYMPHOMAS NEC MULT
ICD-9-CM	348.3	ENCEPHALOPATHY NOS
ICD-9-CM	480.1	RESP SYNCYT VIRAL PNEUM
ICD-9-CM	480.2	PARINFLUENZA VIRAL PNEUM
ICD-9-CM	480.8	VIRAL PNEUMONIA NEC
ICD-9-CM	480.9	VIRAL PNEUMONIA NOS
ICD-9-CM	482.1	PSEUDOMONAL PNEUMONIA
ICD-9-CM	482.2	H.INFLUENZAE PNEUMONIA
ICD-9-CM	482.3	STREPTOCOCCAL PNEUMONIA
ICD-9-CM	482.4	STAPHYLOCOCCAL PNEUMONIA
ICD-9-CM	482.8	PNEUMONIA OTH SPEC BACTERIA
ICD-9-CM	482.9	BACTERIAL PNEUMONIA NOS
ICD-9-CM	484.1	PNEUM W CYTOMEG INCL DIS
ICD-9-CM	484.3	PNEUMONIA IN WHOOP COUGH
ICD-9-CM	484.5	PNEUMONIA IN ANTHRAX
ICD-9-CM	484.6	PNEUM IN ASPERGILLOSIS
ICD-9-CM	484.7	PNEUM IN OTH SYS MYCOSES
ICD-9-CM	484.8	PNEUM IN INFECT DIS NEC
ICD-9-CM	799.4	CACHEXIA
ICD-9-CM	003.1	SALMONELLA SEPTICEMIA
ICD-9-CM	007.2	COCCIDIOSIS
ICD-9-CM	010.00	PRIM TB COMPLEX-UNSPEC
ICD-9-CM	010.01	PRIM TB COMPLEX-NO EXAM
ICD-9-CM	010.02	PRIM TB COMPLEX-EXM UNKN
ICD-9-CM	010.03	PRIM TB COMPLEX-MICRO DX
ICD-9-CM	010.04	PRIM TB COMPLEX-CULT DX
ICD-9-CM	010.05	PRIM TB COMPLEX-HISTO DX
ICD-9-CM	010.06	PRIM TB COMPLEX-OTH TEST
ICD-9-CM	010.10	PRIM TB PLEURISY-UNSPEC
ICD-9-CM	010.11	PRIM TB PLEURISY-NO EXAM
ICD-9-CM	010.12	PRIM TB PLEUR-EXAM UNKN
ICD-9-CM	010.13	PRIM TB PLEURIS-MICRO DX
ICD-9-CM	010.14	PRIM TB PLEURISY-CULT DX
ICD-9-CM	010.15	PRIM TB PLEURIS-HISTO DX
ICD-9-CM	010.16	PRIM TB PLEURIS-OTH TEST
ICD-9-CM	010.80	PRIM PROG TB NEC-UNSPEC
ICD-9-CM	010.81	PRIM PROG TB NEC-NO EXAM
ICD-9-CM	010.82	PRIM PR TB NEC-EXAM UNKN

ICD-9-CM	010.83	PRIM PRG TB NEC-MICRO DX
ICD-9-CM	010.84	PRIM PROG TB NEC-CULT DX
ICD-9-CM	010.85	PRIM PRG TB NEC-HISTO DX
ICD-9-CM	010.86	PRIM PRG TB NEC-OTH TEST
ICD-9-CM	010.90	PRIMARY TB NOS-UNSPEC
ICD-9-CM	010.91	PRIMARY TB NOS-NO EXAM
ICD-9-CM	010.92	PRIMARY TB NOS-EXAM UNKN
ICD-9-CM	010.93	PRIMARY TB NOS-MICRO DX
ICD-9-CM	010.94	PRIMARY TB NOS-CULT DX
ICD-9-CM	010.95	PRIMARY TB NOS-HISTO DX
ICD-9-CM	010.96	PRIMARY TB NOS-OTH TEST
ICD-9-CM	011.00	TB LUNG INFILTR-UNSPEC
ICD-9-CM	011.01	TB LUNG INFILTR-NO EXAM
ICD-9-CM	011.02	TB LUNG INFILTR-EXM UNKN
ICD-9-CM	011.03	TB LUNG INFILTR-MICRO DX
ICD-9-CM	011.04	TB LUNG INFILTR-CULT DX
ICD-9-CM	011.05	TB LUNG INFILTR-HISTO DX
ICD-9-CM	011.06	TB LUNG INFILTR-OTH TEST
ICD-9-CM	011.10	TB LUNG NODULAR-UNSPEC
ICD-9-CM	011.11	TB LUNG NODULAR-NO EXAM
ICD-9-CM	011.12	TB LUNG NODUL-EXAM UNKN
ICD-9-CM	011.13	TB LUNG NODULAR-MICRO DX
ICD-9-CM	011.14	TB LUNG NODULAR-CULT DX
ICD-9-CM	011.15	TB LUNG NODULAR-HISTO DX
ICD-9-CM	011.16	TB LUNG NODULAR-OTH TEST
ICD-9-CM	011.20	TB LUNG W CAVITY-UNSPEC
ICD-9-CM	011.21	TB LUNG W CAVITY-NO EXAM
ICD-9-CM	011.22	TB LUNG CAVITY-EXAM UNKN
ICD-9-CM	011.23	TB LUNG W CAVIT-MICRO DX
ICD-9-CM	011.24	TB LUNG W CAVITY-CULT DX
ICD-9-CM	011.25	TB LUNG W CAVIT-HISTO DX
ICD-9-CM	011.26	TB LUNG W CAVIT-OTH TEST
ICD-9-CM	011.30	TB OF BRONCHUS-UNSPEC
ICD-9-CM	011.31	TB OF BRONCHUS-NO EXAM
ICD-9-CM	011.32	TB OF BRONCHUS-EXAM UNKN
ICD-9-CM	011.33	TB OF BRONCHUS-MICRO DX
ICD-9-CM	011.34	TB OF BRONCHUS-CULT DX
ICD-9-CM	011.35	TB OF BRONCHUS-HISTO DX
ICD-9-CM	011.36	TB OF BRONCHUS-OTH TEST
ICD-9-CM	011.40	TB LUNG FIBROSIS-UNSPEC
ICD-9-CM	011.41	TB LUNG FIBROSIS-NO EXAM
ICD-9-CM	011.42	TB LUNG FIBROS-EXAM UNKN

ICD-9-CM	011.43	TB LUNG FIBROS-MICRO DX
ICD-9-CM	011.44	TB LUNG FIBROSIS-CULT DX
ICD-9-CM	011.45	TB LUNG FIBROS-HISTO DX
ICD-9-CM	011.46	TB LUNG FIBROS-OTH TEST
ICD-9-CM	011.50	TB BRONCHIECTASIS-UNSPEC
ICD-9-CM	011.51	TB BRONCHIECT-NO EXAM
ICD-9-CM	011.52	TB BRONCHIECT-EXAM UNKN
ICD-9-CM	011.53	TB BRONCHIECT-MICRO DX
ICD-9-CM	011.54	TB BRONCHIECT-CULT DX
ICD-9-CM	011.55	TB BRONCHIECT-HISTO DX
ICD-9-CM	011.56	TB BRONCHIECT-OTH TEST
ICD-9-CM	011.60	TB PNEUMONIA-UNSPEC
ICD-9-CM	011.61	TB PNEUMONIA-NO EXAM
ICD-9-CM	011.62	TB PNEUMONIA-EXAM UNKN
ICD-9-CM	011.63	TB PNEUMONIA-MICRO DX
ICD-9-CM	011.64	TB PNEUMONIA-CULT DX
ICD-9-CM	011.65	TB PNEUMONIA-HISTO DX
ICD-9-CM	011.66	TB PNEUMONIA-OTH TEST
ICD-9-CM	011.70	TB PNEUMOTHORAX-UNSPEC
ICD-9-CM	011.71	TB PNEUMOTHORAX-NO EXAM
ICD-9-CM	011.72	TB PNEUMOTHORAX-EXAM UNKN
ICD-9-CM	011.73	TB PNEUMOTHORAX-MICRO DX
ICD-9-CM	011.74	TB PNEUMOTHORAX-CULT DX
ICD-9-CM	011.75	TB PNEUMOTHORAX-HISTO DX
ICD-9-CM	011.76	TB PNEUMOTHORAX-OTH TEST
ICD-9-CM	011.80	PULMONARY TB NEC-UNSPEC
ICD-9-CM	011.81	PULMONARY TB NEC-NO EXAM
ICD-9-CM	011.82	PULMON TB NEC-EXAM UNKN
ICD-9-CM	011.83	PULMON TB NEC-MICRO DX
ICD-9-CM	011.84	PULMON TB NEC-CULT DX
ICD-9-CM	011.85	PULMON TB NEC-HISTO DX
ICD-9-CM	011.86	PULMON TB NEC-OTH TEST
ICD-9-CM	011.90	PULMONARY TB NOS-UNSPEC
ICD-9-CM	011.91	PULMONARY TB NOS-NO EXAM
ICD-9-CM	011.92	PULMON TB NOS-EXAM UNKN
ICD-9-CM	011.93	PULMON TB NOS-MICRO DX
ICD-9-CM	011.94	PULMON TB NOS-CULT DX
ICD-9-CM	011.95	PULMON TB NOS-HISTO DX
ICD-9-CM	011.96	PULMON TB NOS-OTH TEST
ICD-9-CM	012.00	TB PLEURISY-UNSPEC
ICD-9-CM	012.01	TB PLEURISY-NO EXAM
ICD-9-CM	012.02	TB PLEURISY-EXAM UNKN

ICD-9-CM	012.03	TB PLEURISY-MICRO DX
ICD-9-CM	012.04	TB PLEURISY-CULT DX
ICD-9-CM	012.05	TB PLEURISY-HISTOLOG DX
ICD-9-CM	012.06	TB PLEURISY-OTH TEST
ICD-9-CM	012.10	TB THORACIC NODES-UNSPEC
ICD-9-CM	012.11	TB THORAX NODE-NO EXAM
ICD-9-CM	012.12	TB THORAX NODE-EXAM UNKN
ICD-9-CM	012.13	TB THORAX NODE-MICRO DX
ICD-9-CM	012.14	TB THORAX NODE-CULT DX
ICD-9-CM	012.15	TB THORAX NODE-HISTO DX
ICD-9-CM	012.16	TB THORAX NODE-OTH TEST
ICD-9-CM	012.20	ISOL TRACHEAL TB-UNSPEC
ICD-9-CM	012.21	ISOL TRACHEAL TB-NO EXAM
ICD-9-CM	012.22	ISOL TRACH TB-EXAM UNKN
ICD-9-CM	012.23	ISOLAT TRACH TB-MICRO DX
ICD-9-CM	012.24	ISOL TRACHEAL TB-CULT DX
ICD-9-CM	012.25	ISOLAT TRACH TB-HISTO DX
ICD-9-CM	012.26	ISOLAT TRACH TB-OTH TEST
ICD-9-CM	012.30	TB LARYNGITIS-UNSPEC
ICD-9-CM	012.31	TB LARYNGITIS-NO EXAM
ICD-9-CM	012.32	TB LARYNGITIS-EXAM UNKN
ICD-9-CM	012.33	TB LARYNGITIS-MICRO DX
ICD-9-CM	012.34	TB LARYNGITIS-CULT DX
ICD-9-CM	012.35	TB LARYNGITIS-HISTO DX
ICD-9-CM	012.36	TB LARYNGITIS-OTH TEST
ICD-9-CM	012.80	RESP TB NEC-UNSPEC
ICD-9-CM	012.81	RESP TB NEC-NO EXAM
ICD-9-CM	012.82	RESP TB NEC-EXAM UNKN
ICD-9-CM	012.83	RESP TB NEC-MICRO DX
ICD-9-CM	012.84	RESP TB NEC-CULT DX
ICD-9-CM	012.85	RESP TB NEC-HISTO DX
ICD-9-CM	012.86	RESP TB NEC-OTH TEST
ICD-9-CM	013.00	TB MENINGITIS-UNSPEC
ICD-9-CM	013.01	TB MENINGITIS-NO EXAM
ICD-9-CM	013.02	TB MENINGITIS-EXAM UNKN
ICD-9-CM	013.03	TB MENINGITIS-MICRO DX
ICD-9-CM	013.04	TB MENINGITIS-CULT DX
ICD-9-CM	013.05	TB MENINGITIS-HISTO DX
ICD-9-CM	013.06	TB MENINGITIS-OTH TEST
ICD-9-CM	013.10	TUBRCLMA MENINGES-UNSPEC
ICD-9-CM	013.11	TUBRCLMA MENING-NO EXAM
ICD-9-CM	013.12	TUBRCLMA MENIN-EXAM UNKN

ICD-9-CM	013.13	TUBRCLMA MENING-MICRO DX
ICD-9-CM	013.14	TUBRCLMA MENING-CULT DX
ICD-9-CM	013.15	TUBRCLMA MENING-HISTO DX
ICD-9-CM	013.16	TUBRCLMA MENING-OTH TEST
ICD-9-CM	013.20	TUBERCULOMA BRAIN-UNSPEC
ICD-9-CM	013.21	TUBRCLOMA BRAIN-NO EXAM
ICD-9-CM	013.22	TUBRCLMA BRAIN-EXAM UNKN
ICD-9-CM	013.23	TUBRCLOMA BRAIN-MICRO DX
ICD-9-CM	013.24	TUBRCLOMA BRAIN-CULT DX
ICD-9-CM	013.25	TUBRCLOMA BRAIN-HISTO DX
ICD-9-CM	013.26	TUBRCLOMA BRAIN-OTH TEST
ICD-9-CM	013.30	TB BRAIN ABSCESS-UNSPEC
ICD-9-CM	013.31	TB BRAIN ABSCESS-NO EXAM
ICD-9-CM	013.32	TB BRAIN ABSC-EXAM UNKN
ICD-9-CM	013.33	TB BRAIN ABSC-MICRO DX
ICD-9-CM	013.34	TB BRAIN ABSCESS-CULT DX
ICD-9-CM	013.35	TB BRAIN ABSC-HISTO DX
ICD-9-CM	013.36	TB BRAIN ABSC-OTH TEST
ICD-9-CM	013.40	TUBRCLMA SP CORD-UNSPEC
ICD-9-CM	013.41	TUBRCLMA SP CORD-NO EXAM
ICD-9-CM	013.42	TUBRCLMA SP CD-EXAM UNKN
ICD-9-CM	013.43	TUBRCLMA SP CRD-MICRO DX
ICD-9-CM	013.44	TUBRCLMA SP CORD-CULT DX
ICD-9-CM	013.45	TUBRCLMA SP CRD-HISTO DX
ICD-9-CM	013.46	TUBRCLMA SP CRD-OTH TEST
ICD-9-CM	013.50	TB SP CRD ABSCESS-UNSPEC
ICD-9-CM	013.51	TB SP CRD ABSC-NO EXAM
ICD-9-CM	013.52	TB SP CRD ABSC-EXAM UNKN
ICD-9-CM	013.53	TB SP CRD ABSC-MICRO DX
ICD-9-CM	013.54	TB SP CRD ABSC-CULT DX
ICD-9-CM	013.55	TB SP CRD ABSC-HISTO DX
ICD-9-CM	013.56	TB SP CRD ABSC-OTH TEST
ICD-9-CM	013.60	TB ENCEPHALITIS-UNSPEC
ICD-9-CM	013.61	TB ENCEPHALITIS-NO EXAM
ICD-9-CM	013.62	TB ENCEPHALIT-EXAM UNKN
ICD-9-CM	013.63	TB ENCEPHALITIS-MICRO DX
ICD-9-CM	013.64	TB ENCEPHALITIS-CULT DX
ICD-9-CM	013.65	TB ENCEPHALITIS-HISTO DX
ICD-9-CM	013.66	TB ENCEPHALITIS-OTH TEST
ICD-9-CM	013.80	CNS TB NEC-UNSPEC
ICD-9-CM	013.81	CNS TB NEC-NO EXAM
ICD-9-CM	013.82	CNS TB NEC-EXAM UNKN

ICD-9-CM	013.83	CNS TB NEC-MICRO DX
ICD-9-CM	013.84	CNS TB NEC-CULT DX
ICD-9-CM	013.85	CNS TB NEC-HISTO DX
ICD-9-CM	013.86	CNS TB NEC-OTH TEST
ICD-9-CM	013.90	CNS TB NOS-UNSPEC
ICD-9-CM	013.91	CNS TB NOS-NO EXAM
ICD-9-CM	013.92	CNS TB NOS-EXAM UNKN
ICD-9-CM	013.93	CNS TB NOS-MICRO DX
ICD-9-CM	013.94	CNS TB NOS-CULT DX
ICD-9-CM	013.95	CNS TB NOS-HISTO DX
ICD-9-CM	013.96	CNS TB NOS-OTH TEST
ICD-9-CM	014.00	TB PERITONITIS-UNSPEC
ICD-9-CM	014.01	TB PERITONITIS-NO EXAM
ICD-9-CM	014.02	TB PERITONITIS-EXAM UNKN
ICD-9-CM	014.03	TB PERITONITIS-MICRO DX
ICD-9-CM	014.04	TB PERITONITIS-CULT DX
ICD-9-CM	014.05	TB PERITONITIS-HISTO DX
ICD-9-CM	014.06	TB PERITONITIS-OTH TEST
ICD-9-CM	014.80	INTESTINAL TB NEC-UNSPEC
ICD-9-CM	014.81	INTESTIN TB NEC-NO EXAM
ICD-9-CM	014.82	INTEST TB NEC-EXAM UNKN
ICD-9-CM	014.83	INTESTIN TB NEC-MICRO DX
ICD-9-CM	014.84	INTESTIN TB NEC-CULT DX
ICD-9-CM	014.85	INTESTIN TB NEC-HISTO DX
ICD-9-CM	014.86	INTESTIN TB NEC-OTH TEST
ICD-9-CM	015.00	TB OF VERTEBRA-UNSPEC
ICD-9-CM	015.01	TB OF VERTEBRA-NO EXAM
ICD-9-CM	015.02	TB OF VERTEBRA-EXAM UNKN
ICD-9-CM	015.03	TB OF VERTEBRA-MICRO DX
ICD-9-CM	015.04	TB OF VERTEBRA-CULT DX
ICD-9-CM	015.05	TB OF VERTEBRA-HISTO DX
ICD-9-CM	015.06	TB OF VERTEBRA-OTH TEST
ICD-9-CM	015.10	TB OF HIP-UNSPEC
ICD-9-CM	015.11	TB OF HIP-NO EXAM
ICD-9-CM	015.12	TB OF HIP-EXAM UNKN
ICD-9-CM	015.13	TB OF HIP-MICRO DX
ICD-9-CM	015.14	TB OF HIP-CULT DX
ICD-9-CM	015.15	TB OF HIP-HISTO DX
ICD-9-CM	015.16	TB OF HIP-OTH TEST
ICD-9-CM	015.20	TB OF KNEE-UNSPEC
ICD-9-CM	015.21	TB OF KNEE-NO EXAM
ICD-9-CM	015.22	TB OF KNEE-EXAM UNKN

ICD-9-CM	015.23	TB OF KNEE-MICRO DX
ICD-9-CM	015.24	TB OF KNEE-CULT DX
ICD-9-CM	015.25	TB OF KNEE-HISTO DX
ICD-9-CM	015.26	TB OF KNEE-OTH TEST
ICD-9-CM	015.50	TB OF LIMB BONES-UNSPEC
ICD-9-CM	015.51	TB LIMB BONES-NO EXAM
ICD-9-CM	015.52	TB LIMB BONES-EXAM UNKN
ICD-9-CM	015.53	TB LIMB BONES-MICRO DX
ICD-9-CM	015.54	TB LIMB BONES-CULT DX
ICD-9-CM	015.55	TB LIMB BONES-HISTO DX
ICD-9-CM	015.56	TB LIMB BONES-OTH TEST
ICD-9-CM	015.60	TB OF MASTOID-UNSPEC
ICD-9-CM	015.61	TB OF MASTOID-NO EXAM
ICD-9-CM	015.62	TB OF MASTOID-EXAM UNKN
ICD-9-CM	015.63	TB OF MASTOID-MICRO DX
ICD-9-CM	015.64	TB OF MASTOID-CULT DX
ICD-9-CM	015.65	TB OF MASTOID-HISTO DX
ICD-9-CM	015.66	TB OF MASTOID-OTH TEST
ICD-9-CM	015.70	TB OF BONE NEC-UNSPEC
ICD-9-CM	015.71	TB OF BONE NEC-NO EXAM
ICD-9-CM	015.72	TB OF BONE NEC-EXAM UNKN
ICD-9-CM	015.73	TB OF BONE NEC-MICRO DX
ICD-9-CM	015.74	TB OF BONE NEC-CULT DX
ICD-9-CM	015.75	TB OF BONE NEC-HISTO DX
ICD-9-CM	015.76	TB OF BONE NEC-OTH TEST
ICD-9-CM	015.80	TB OF JOINT NEC-UNSPEC
ICD-9-CM	015.81	TB OF JOINT NEC-NO EXAM
ICD-9-CM	015.82	TB JOINT NEC-EXAM UNKN
ICD-9-CM	015.83	TB OF JOINT NEC-MICRO DX
ICD-9-CM	015.84	TB OF JOINT NEC-CULT DX
ICD-9-CM	015.85	TB OF JOINT NEC-HISTO DX
ICD-9-CM	015.86	TB OF JOINT NEC-OTH TEST
ICD-9-CM	015.90	TB BONE/JOINT NOS-UNSPEC
ICD-9-CM	015.91	TB BONE/JT NOS-NO EXAM
ICD-9-CM	015.92	TB BONE/JT NOS-EXAM UNKN
ICD-9-CM	015.93	TB BONE/JT NOS-MICRO DX
ICD-9-CM	015.94	TB BONE/JT NOS-CULT DX
ICD-9-CM	015.95	TB BONE/JT NOS-HISTO DX
ICD-9-CM	015.96	TB BONE/JT NOS-OTH TEST
ICD-9-CM	016.00	TB OF KIDNEY-UNSPEC
ICD-9-CM	016.01	TB OF KIDNEY-NO EXAM
ICD-9-CM	016.02	TB OF KIDNEY-EXAM UNKN

ICD-9-CM	016.03	TB OF KIDNEY-MICRO DX
ICD-9-CM	016.04	TB OF KIDNEY-CULT DX
ICD-9-CM	016.05	TB OF KIDNEY-HISTO DX
ICD-9-CM	016.06	TB OF KIDNEY-OTH TEST
ICD-9-CM	016.10	TB OF BLADDER-UNSPEC
ICD-9-CM	016.11	TB OF BLADDER-NO EXAM
ICD-9-CM	016.12	TB OF BLADDER-EXAM UNKN
ICD-9-CM	016.13	TB OF BLADDER-MICRO DX
ICD-9-CM	016.14	TB OF BLADDER-CULT DX
ICD-9-CM	016.15	TB OF BLADDER-HISTO DX
ICD-9-CM	016.16	TB OF BLADDER-OTH TEST
ICD-9-CM	016.20	TB OF URETER-UNSPEC
ICD-9-CM	016.21	TB OF URETER-NO EXAM
ICD-9-CM	016.22	TB OF URETER-EXAM UNKN
ICD-9-CM	016.23	TB OF URETER-MICRO DX
ICD-9-CM	016.24	TB OF URETER-CULT DX
ICD-9-CM	016.25	TB OF URETER-HISTO DX
ICD-9-CM	016.26	TB OF URETER-OTH TEST
ICD-9-CM	016.30	TB URINARY NEC-UNSPEC
ICD-9-CM	016.31	TB URINARY NEC-NO EXAM
ICD-9-CM	016.32	TB URINARY NEC-EXAM UNKN
ICD-9-CM	016.33	TB URINARY NEC-MICRO DX
ICD-9-CM	016.34	TB URINARY NEC-CULT DX
ICD-9-CM	016.35	TB URINARY NEC-HISTO DX
ICD-9-CM	016.36	TB URINARY NEC-OTH TEST
ICD-9-CM	016.40	TB EPIDIDYMIS-UNSPEC
ICD-9-CM	016.41	TB EPIDIDYMIS-NO EXAM
ICD-9-CM	016.42	TB EPIDIDYMIS-EXAM UNKN
ICD-9-CM	016.43	TB EPIDIDYMIS-MICRO DX
ICD-9-CM	016.44	TB EPIDIDYMIS-CULT DX
ICD-9-CM	016.45	TB EPIDIDYMIS-HISTO DX
ICD-9-CM	016.46	TB EPIDIDYMIS-OTH TEST
ICD-9-CM	016.50	TB MALE GENIT NEC-UNSPEC
ICD-9-CM	016.51	TB MALE GEN NEC-NO EXAM
ICD-9-CM	016.52	TB MALE GEN NEC-EX UNKN
ICD-9-CM	016.53	TB MALE GEN NEC-MICRO DX
ICD-9-CM	016.54	TB MALE GEN NEC-CULT DX
ICD-9-CM	016.55	TB MALE GEN NEC-HISTO DX
ICD-9-CM	016.56	TB MALE GEN NEC-OTH TEST
ICD-9-CM	016.60	TB OVARY & TUBE-UNSPEC
ICD-9-CM	016.61	TB OVARY & TUBE-NO EXAM
ICD-9-CM	016.62	TB OVARY/TUBE-EXAM UNKN

ICD-9-CM	016.63	TB OVARY & TUBE-MICRO DX
ICD-9-CM	016.64	TB OVARY & TUBE-CULT DX
ICD-9-CM	016.65	TB OVARY & TUBE-HISTO DX
ICD-9-CM	016.66	TB OVARY & TUBE-OTH TEST
ICD-9-CM	016.70	TB FEMALE GEN NEC-UNSPEC
ICD-9-CM	016.71	TB FEM GEN NEC-NO EXAM
ICD-9-CM	016.72	TB FEM GEN NEC-EXAM UNKN
ICD-9-CM	016.73	TB FEM GEN NEC-MICRO DX
ICD-9-CM	016.74	TB FEM GEN NEC-CULT DX
ICD-9-CM	016.75	TB FEM GEN NEC-HISTO DX
ICD-9-CM	016.76	TB FEM GEN NEC-OTH TEST
ICD-9-CM	016.90	GU TB NOS-UNSPEC
ICD-9-CM	016.91	GU TB NOS-NO EXAM
ICD-9-CM	016.92	GU TB NOS-EXAM UNKN
ICD-9-CM	016.93	GU TB NOS-MICRO DX
ICD-9-CM	016.94	GU TB NOS-CULT DX
ICD-9-CM	016.95	GU TB NOS-HISTO DX
ICD-9-CM	016.96	GU TB NOS-OTH TEST
ICD-9-CM	017.00	TB SKIN/SUBCUTAN-UNSPEC
ICD-9-CM	017.01	TB SKIN/SUBCUT-NO EXAM
ICD-9-CM	017.02	TB SKIN/SUBCUT-EXAM UNKN
ICD-9-CM	017.03	TB SKIN/SUBCUT-MICRO DX
ICD-9-CM	017.04	TB SKIN/SUBCUT-CULT DX
ICD-9-CM	017.05	TB SKIN/SUBCUT-HISTO DX
ICD-9-CM	017.06	TB SKIN/SUBCUT-OTH TEST
ICD-9-CM	017.10	ERYTHEMA NODOS TB-UNSPEC
ICD-9-CM	017.11	ERYTHEM NODOS TB-NO EXAM
ICD-9-CM	017.12	ERYTHEM NOD TB-EXAM UNKN
ICD-9-CM	017.13	ERYTHEM NOD TB-MICRO DX
ICD-9-CM	017.14	ERYTHEM NODOS TB-CULT DX
ICD-9-CM	017.15	ERYTHEM NOD TB-HISTO DX
ICD-9-CM	017.16	ERYTHEM NOD TB-OTH TEST
ICD-9-CM	017.20	TB PERIPH LYMPH-UNSPEC
ICD-9-CM	017.21	TB PERIPH LYMPH-NO EXAM
ICD-9-CM	017.22	TB PERIPH LYMPH-EXAM UNK
ICD-9-CM	017.23	TB PERIPH LYMPH-MICRO DX
ICD-9-CM	017.24	TB PERIPH LYMPH-CULT DX
ICD-9-CM	017.25	TB PERIPH LYMPH-HISTO DX
ICD-9-CM	017.26	TB PERIPH LYMPH-OTH TEST
ICD-9-CM	017.30	TB OF EYE-UNSPEC
ICD-9-CM	017.31	TB OF EYE-NO EXAM
ICD-9-CM	017.32	TB OF EYE-EXAM UNKN

ICD-9-CM	017.33	TB OF EYE-MICRO DX
ICD-9-CM	017.34	TB OF EYE-CULT DX
ICD-9-CM	017.35	TB OF EYE-HISTO DX
ICD-9-CM	017.36	TB OF EYE-OTH TEST
ICD-9-CM	017.40	TB OF EAR-UNSPEC
ICD-9-CM	017.41	TB OF EAR-NO EXAM
ICD-9-CM	017.42	TB OF EAR-EXAM UNKN
ICD-9-CM	017.43	TB OF EAR-MICRO DX
ICD-9-CM	017.44	TB OF EAR-CULT DX
ICD-9-CM	017.45	TB OF EAR-HISTO DX
ICD-9-CM	017.46	TB OF EAR-OTH TEST
ICD-9-CM	017.50	TB OF THYROID-UNSPEC
ICD-9-CM	017.51	TB OF THYROID-NO EXAM
ICD-9-CM	017.52	TB OF THYROID-EXAM UNKN
ICD-9-CM	017.53	TB OF THYROID-MICRO DX
ICD-9-CM	017.54	TB OF THYROID-CULT DX
ICD-9-CM	017.55	TB OF THYROID-HISTO DX
ICD-9-CM	017.56	TB OF THYROID-OTH TEST
ICD-9-CM	017.60	TB OF ADRENAL-UNSPEC
ICD-9-CM	017.61	TB OF ADRENAL-NO EXAM
ICD-9-CM	017.62	TB OF ADRENAL-EXAM UNKN
ICD-9-CM	017.63	TB OF ADRENAL-MICRO DX
ICD-9-CM	017.64	TB OF ADRENAL-CULT DX
ICD-9-CM	017.65	TB OF ADRENAL-HISTO DX
ICD-9-CM	017.66	TB OF ADRENAL-OTH TEST
ICD-9-CM	017.70	TB OF SPLEEN-UNSPEC
ICD-9-CM	017.71	TB OF SPLEEN-NO EXAM
ICD-9-CM	017.72	TB OF SPLEEN-EXAM UNKN
ICD-9-CM	017.73	TB OF SPLEEN-MICRO DX
ICD-9-CM	017.74	TB OF SPLEEN-CULT DX
ICD-9-CM	017.75	TB OF SPLEEN-HISTO DX
ICD-9-CM	017.76	TB OF SPLEEN-OTH TEST
ICD-9-CM	017.80	TB ESOPHAGUS-UNSPEC
ICD-9-CM	017.81	TB ESOPHAGUS-NO EXAM
ICD-9-CM	017.82	TB ESOPHAGUS-EXAM UNKN
ICD-9-CM	017.83	TB ESOPHAGUS-MICRO DX
ICD-9-CM	017.84	TB ESOPHAGUS-CULT DX
ICD-9-CM	017.85	TB ESOPHAGUS-HISTO DX
ICD-9-CM	017.86	TB ESOPHAGUS-OTH TEST
ICD-9-CM	017.90	TB OF ORGAN NEC-UNSPEC
ICD-9-CM	017.91	TB OF ORGAN NEC-NO EXAM
ICD-9-CM	017.92	TB ORGAN NEC-EXAM UNKN

ICD-9-CM	017.93	TB OF ORGAN NEC-MICRO DX
ICD-9-CM	017.94	TB OF ORGAN NEC-CULT DX
ICD-9-CM	017.95	TB OF ORGAN NEC-HISTO DX
ICD-9-CM	017.96	TB OF ORGAN NEC-OTH TEST
ICD-9-CM	018.00	ACUTE MILIARY TB-UNSPEC
ICD-9-CM	018.01	ACUTE MILIARY TB-NO EXAM
ICD-9-CM	018.02	AC MILIARY TB-EXAM UNKN
ICD-9-CM	018.03	AC MILIARY TB-MICRO DX
ICD-9-CM	018.04	ACUTE MILIARY TB-CULT DX
ICD-9-CM	018.05	AC MILIARY TB-HISTO DX
ICD-9-CM	018.06	AC MILIARY TB-OTH TEST
ICD-9-CM	018.80	MILIARY TB NEC-UNSPEC
ICD-9-CM	018.81	MILIARY TB NEC-NO EXAM
ICD-9-CM	018.82	MILIARY TB NEC-EXAM UNKN
ICD-9-CM	018.83	MILIARY TB NEC-MICRO DX
ICD-9-CM	018.84	MILIARY TB NEC-CULT DX
ICD-9-CM	018.85	MILIARY TB NEC-HISTO DX
ICD-9-CM	018.86	MILIARY TB NEC-OTH TEST
ICD-9-CM	018.90	MILIARY TB NOS-UNSPEC
ICD-9-CM	018.91	MILIARY TB NOS-NO EXAM
ICD-9-CM	018.92	MILIARY TB NOS-EXAM UNKN
ICD-9-CM	018.93	MILIARY TB NOS-MICRO DX
ICD-9-CM	018.94	MILIARY TB NOS-CULT DX
ICD-9-CM	018.95	MILIARY TB NOS-HISTO DX
ICD-9-CM	018.96	MILIARY TB NOS-OTH TEST
ICD-9-CM	031.0	PULMONARY MYCOBACTERIA
ICD-9-CM	031.1	CUTANEOUS MYCOBACTERIA
ICD-9-CM	031.9	MYCOBACTERIAL DIS NOS
ICD-9-CM	046.3	PROG MULTIFOC LEUKOENCEP
ICD-9-CM	054.0	ECZEMA HERPETICUM
ICD-9-CM	054.10	GENITAL HERPES NOS
ICD-9-CM	054.11	HERPETIC VULVOVAGINITIS
ICD-9-CM	054.12	HERPETIC ULCER OF VULVA
ICD-9-CM	054.13	HERPETIC INFECT OF PENIS
ICD-9-CM	054.19	GENITAL HERPES NEC
ICD-9-CM	054.2	HERPETIC GINGIVOSTOMAT
ICD-9-CM	054.3	HERPETIC ENCEPHALITIS
ICD-9-CM	054.40	HERPES SIMPLEX EYE NOS
ICD-9-CM	054.41	HERPES SIMPLEX OF EYELID
ICD-9-CM	054.42	DENDRITIC KERATITIS
ICD-9-CM	054.43	H SIMPLEX KERATITIS
ICD-9-CM	054.44	H SIMPLEX IRIDOCYCLITIS

ICD-9-CM	054.49	HERPES SIMPLEX EYE NEC
ICD-9-CM	054.5	HERPETIC SEPTICEMIA
ICD-9-CM	054.6	HERPETIC WHITLOW
ICD-9-CM	054.71	VISCERAL HERPES SIMPLEX
ICD-9-CM	054.72	H SIMPLEX MENINGITIS
ICD-9-CM	054.73	H SIMPLEX OTITIS EXTERNA
ICD-9-CM	054.79	H SIMPLEX COMPLICAT NEC
ICD-9-CM	054.8	H SIMPLEX COMPLICAT NOS
ICD-9-CM	054.9	HERPES SIMPLEX NOS
ICD-9-CM	078.5	CYTOMEGALOVIRAL DISEASE
ICD-9-CM	115.00	HISTOPLASMA CAPSULAT NOS
ICD-9-CM	115.10	HISTOPLASMA DUBOISII NOS
ICD-9-CM	115.90	HISTOPLASMOSIS NOS
ICD-9-CM	130.0	TOXOPLASM MENINGOENCEPH
ICD-9-CM	180.0	MALIG NEO ENDOCERVIX
ICD-9-CM	191.0	MALIGN NEOPL CEREBRUM
ICD-9-CM	196.0	MAL NEO LYMPH-HEAD/NECK
ICD-9-CM	200.20	BRKT TMR UNSP XTRNDL ORG
ICD-9-CM	200.80	OTH VARN UNSP XTRNDL ORG
ICD-9-CM	202.80	OTH LYMP UNSP XTRNDL ORG
ICD-9-CM	261.	NUTRITIONAL MARASMUS
ICD-9-CM	480.0	ADENOVIRAL PNEUMONIA
ICD-9-CM	482.0	K. PNEUMONIAE PNEUMONIA
ICD-9-CM	487.0	INFLUENZA WITH PNEUMONIA
ICD-9-CM	482.80	LEGIONNAIRE'S DISEASE
ICD-9-CM	482.89	PNEUMONIA OTH SPCF BACT
ICD-9-CM	176.0	SKIN - KAPOSIS SARCOMA
ICD-9-CM	176.1	SFT TISSUE - KPSIS SRCMA
ICD-9-CM	176.2	PALATE - KPSIS SARCOMA
ICD-9-CM	176.3	GI SITES - KPSIS SRCOMA
ICD-9-CM	176.4	LUNG - KAPOSIS SARCOMA
ICD-9-CM	176.5	LYM NDS - KPSIS SARCOMA
ICD-9-CM	176.8	SPF STS - KPSIS SARCOMA
ICD-9-CM	176.9	KAPOSIS SARCOMA NOS
ICD-9-CM	112.84	CANDIDAL ESOPHAGITIS
ICD-9-CM	482.30	STREPTOCOCCAL PNEUMN NOS
ICD-9-CM	482.31	PNEUMONIA STRPTOCOCCUS A
ICD-9-CM	482.32	PNEUMONIA STRPTOCOCCUS B
ICD-9-CM	482.39	PNEUMONIA OTH STREP
ICD-9-CM	482.81	PNEUMONIA ANAEROBES
ICD-9-CM	482.82	PNEUMONIA E COLI
ICD-9-CM	482.83	PNEUMO OTH GRM-NEG BACT

ICD-9-CM	483.0	PNEU MYCPLSM PNEUMONIAE
ICD-9-CM	483.8	PNEUMON OTH SPEC ORGNSM
ICD-9-CM	483.1	PNEUMONIA D/T CHLAMYDIA
ICD-9-CM	007.4	CRYPTOSPORIDIOSIS
ICD-9-CM	031.2	DMAC BACTEREMIA
ICD-9-CM	482.84	LEGIONNAIRES' DISEASE
ICD-9-CM	482.40	STAPHYLOCOCCAL PNEU NOS
ICD-9-CM	482.41	METH SUS PNEUM D/T STAPH
ICD-9-CM	482.49	STAPH PNEUMONIA NEC
ICD-9-CM	348.30	ENCEPHALOPATHY NOS
ICD-9-CM	348.31	METABOLIC ENCEPHALOPATHY
ICD-9-CM	348.39	ENCEPHALOPATHY NEC
ICD-9-CM	480.31	PNEUMONIA SARS CORONAVIRUS
ICD-9-CM	054.74	HERPES SIMPLEX MYELITIS
ICD-9-CM	482.42	METH RES PNEU D/T STAPH
ICD-9-CM	480.3	PNEUMONIA DUE TO SARS
ICD-10-CM	A02.1	Salmonella sepsis
ICD-10-CM	A07.2	Cryptosporidiosis
ICD-10-CM	A07.3	Isosporiasis
ICD-10-CM	A15.0	Tuberculosis of lung
ICD-10-CM	A15.4	Tuberculosis of intrathoracic lymph nodes
ICD-10-CM	A15.5	Tuberculosis of larynx, trachea and bronchus
ICD-10-CM	A15.6	Tuberculous pleurisy
ICD-10-CM	A15.7	Primary respiratory tuberculosis
ICD-10-CM	A15.8	Other respiratory tuberculosis
ICD-10-CM	A15.9	Respiratory tuberculosis unspecified
ICD-10-CM	A17.0	Tuberculous meningitis
ICD-10-CM	A17.1	Meningeal tuberculoma
ICD-10-CM	A17.81	Tuberculoma of brain and spinal cord
ICD-10-CM	A17.82	Tuberculous meningoencephalitis
ICD-10-CM	A17.83	Tuberculous neuritis
ICD-10-CM	A17.89	Other tuberculosis of nervous system
ICD-10-CM	A17.9	Tuberculosis of nervous system, unspecified
ICD-10-CM	A18.01	Tuberculosis of spine
ICD-10-CM	A18.02	Tuberculous arthritis of other joints
ICD-10-CM	A18.03	Tuberculosis of other bones
ICD-10-CM	A18.09	Other musculoskeletal tuberculosis
ICD-10-CM	A18.10	Tuberculosis of genitourinary system, unspecified
ICD-10-CM	A18.11	Tuberculosis of kidney and ureter
ICD-10-CM	A18.12	Tuberculosis of bladder
ICD-10-CM	A18.13	Tuberculosis of other urinary organs
ICD-10-CM	A18.14	Tuberculosis of prostate

ICD-10-CM	A18.15	Tuberculosis of other male genital organs
ICD-10-CM	A18.16	Tuberculosis of cervix
ICD-10-CM	A18.17	Tuberculous female pelvic inflammatory disease
ICD-10-CM	A18.18	Tuberculosis of other female genital organs
ICD-10-CM	A18.2	Tuberculous peripheral lymphadenopathy
ICD-10-CM	A18.31	Tuberculous peritonitis
ICD-10-CM	A18.32	Tuberculous enteritis
ICD-10-CM	A18.39	Retroperitoneal tuberculosis
ICD-10-CM	A18.4	Tuberculosis of skin and subcutaneous tissue
ICD-10-CM	A18.50	Tuberculosis of eye, unspecified
ICD-10-CM	A18.51	Tuberculous episcleritis
ICD-10-CM	A18.52	Tuberculous keratitis
ICD-10-CM	A18.53	Tuberculous chorioretinitis
ICD-10-CM	A18.54	Tuberculous iridocyclitis
ICD-10-CM	A18.59	Other tuberculosis of eye
ICD-10-CM	A18.6	Tuberculosis of (inner) (middle) ear
ICD-10-CM	A18.7	Tuberculosis of adrenal glands
ICD-10-CM	A18.81	Tuberculosis of thyroid gland
ICD-10-CM	A18.82	Tuberculosis of other endocrine glands
ICD-10-CM	A18.83	Tuberculosis of digestive tract organs, NEC
ICD-10-CM	A18.84	Tuberculosis of heart
ICD-10-CM	A18.85	Tuberculosis of spleen
ICD-10-CM	A18.89	Tuberculosis of other sites
ICD-10-CM	A19.0	Acute miliary tuberculosis of a single specified site
ICD-10-CM	A19.1	Acute miliary tuberculosis of multiple sites
ICD-10-CM	A19.2	Acute miliary tuberculosis, unspecified
ICD-10-CM	A19.8	Other miliary tuberculosis
ICD-10-CM	A19.9	Miliary tuberculosis, unspecified
ICD-10-CM	A22.1	Pulmonary anthrax
ICD-10-CM	A31.0	Pulmonary mycobacterial infection
ICD-10-CM	A31.1	Cutaneous mycobacterial infection
ICD-10-CM	A31.2	Dissem mycobacterium avium-intracellulare complex (DMAC)
ICD-10-CM	A31.9	Mycobacterial infection, unspecified
ICD-10-CM	A48.1	Legionnaires' disease
ICD-10-CM	A60.00	Herpesviral infection of urogenital system, unspecified
ICD-10-CM	A60.01	Herpesviral infection of penis
ICD-10-CM	A60.02	Herpesviral infection of other male genital organs
ICD-10-CM	A60.03	Herpesviral cervicitis
ICD-10-CM	A60.04	Herpesviral vulvovaginitis
ICD-10-CM	A60.09	Herpesviral infection of other urogenital tract
ICD-10-CM	A60.1	Herpesviral infection of perianal skin and rectum
ICD-10-CM	A60.9	Anogenital herpesviral infection, unspecified

ICD-10-CM	A81.2	Progressive multifocal leukoencephalopathy
ICD-10-CM	B00.0	Eczema herpeticum
ICD-10-CM	B00.1	Herpesviral vesicular dermatitis
ICD-10-CM	B00.2	Herpesviral gingivostomatitis and pharyngotonsillitis
ICD-10-CM	B00.3	Herpesviral meningitis
ICD-10-CM	B00.4	Herpesviral encephalitis
ICD-10-CM	B00.50	Herpesviral ocular disease, unspecified
ICD-10-CM	B00.51	Herpesviral iridocyclitis
ICD-10-CM	B00.52	Herpesviral keratitis
ICD-10-CM	B00.53	Herpesviral conjunctivitis
ICD-10-CM	B00.59	Other herpesviral disease of eye
ICD-10-CM	B00.7	Disseminated herpesviral disease
ICD-10-CM	B00.81	Herpesviral hepatitis
ICD-10-CM	B00.82	Herpes simplex myelitis
ICD-10-CM	B00.89	Other herpesviral infection
ICD-10-CM	B00.9	Herpesviral infection, unspecified
ICD-10-CM	B20.	Human immunodeficiency virus [HIV] disease
ICD-10-CM	B25.0	Cytomegaloviral pneumonitis
ICD-10-CM	B25.1	Cytomegaloviral hepatitis
ICD-10-CM	B25.2	Cytomegaloviral pancreatitis
ICD-10-CM	B25.8	Other cytomegaloviral diseases
ICD-10-CM	B25.9	Cytomegaloviral disease, unspecified
ICD-10-CM	B37.1	Pulmonary candidiasis
ICD-10-CM	B37.89	Other sites of candidiasis
ICD-10-CM	B37.9	Candidiasis, unspecified
ICD-10-CM	B38.3	Cutaneous coccidioidomycosis
ICD-10-CM	B38.4	Coccidioidomycosis meningitis
ICD-10-CM	B38.7	Disseminated coccidioidomycosis
ICD-10-CM	B38.81	Prostatic coccidioidomycosis
ICD-10-CM	B38.89	Other forms of coccidioidomycosis
ICD-10-CM	B39.0	Acute pulmonary histoplasmosis capsulati
ICD-10-CM	B39.1	Chronic pulmonary histoplasmosis capsulati
ICD-10-CM	B39.2	Pulmonary histoplasmosis capsulati, unspecified
ICD-10-CM	B39.3	Disseminated histoplasmosis capsulati
ICD-10-CM	B39.4	Histoplasmosis capsulati, unspecified
ICD-10-CM	B39.5	Histoplasmosis duboisii
ICD-10-CM	B39.9	Histoplasmosis, unspecified
ICD-10-CM	B44.0	Invasive pulmonary aspergillosis
ICD-10-CM	B45.0	Pulmonary cryptococcosis
ICD-10-CM	B45.1	Cerebral cryptococcosis
ICD-10-CM	B45.2	Cutaneous cryptococcosis
ICD-10-CM	B45.3	Osseous cryptococcosis

ICD-10-CM	B45.7	Disseminated cryptococcosis
ICD-10-CM	B45.8	Other forms of cryptococcosis
ICD-10-CM	B45.9	Cryptococcosis, unspecified
ICD-10-CM	B58.00	Toxoplasma oculopathy, unspecified
ICD-10-CM	B58.01	Toxoplasma chorioretinitis
ICD-10-CM	B58.09	Other toxoplasma oculopathy
ICD-10-CM	B58.1	Toxoplasma hepatitis
ICD-10-CM	B58.2	Toxoplasma meningoencephalitis
ICD-10-CM	B58.3	Pulmonary toxoplasmosis
ICD-10-CM	B58.81	Toxoplasma myocarditis
ICD-10-CM	B58.82	Toxoplasma myositis
ICD-10-CM	B58.83	Toxoplasma tubulo-interstitial nephropathy
ICD-10-CM	B58.89	Toxoplasmosis with other organ involvement
ICD-10-CM	B58.9	Toxoplasmosis, unspecified
ICD-10-CM	B59.	Pneumocystosis
ICD-10-CM	B77.81	Ascariasis pneumonia
ICD-10-CM	C46.0	Kaposi's sarcoma of skin
ICD-10-CM	C46.1	Kaposi's sarcoma of soft tissue
ICD-10-CM	C46.2	Kaposi's sarcoma of palate
ICD-10-CM	C46.3	Kaposi's sarcoma of lymph nodes
ICD-10-CM	C46.4	Kaposi's sarcoma of gastrointestinal sites
ICD-10-CM	C46.50	Kaposi's sarcoma of unspecified lung
ICD-10-CM	C46.51	Kaposi's sarcoma of right lung
ICD-10-CM	C46.52	Kaposi's sarcoma of left lung
ICD-10-CM	C46.7	Kaposi's sarcoma of other sites
ICD-10-CM	C46.9	Kaposi's sarcoma, unspecified
ICD-10-CM	C53.0	Malignant neoplasm of endocervix
ICD-10-CM	C53.1	Malignant neoplasm of exocervix
ICD-10-CM	C53.8	Malignant neoplasm of overlapping sites of cervix uteri
ICD-10-CM	C53.9	Malignant neoplasm of cervix uteri, unspecified
ICD-10-CM	C71.0	Malignant neoplasm of cerebrum, except lobes and ventricles
ICD-10-CM	C71.1	Malignant neoplasm of frontal lobe
ICD-10-CM	C71.2	Malignant neoplasm of temporal lobe
ICD-10-CM	C71.3	Malignant neoplasm of parietal lobe
ICD-10-CM	C71.4	Malignant neoplasm of occipital lobe
ICD-10-CM	C71.5	Malignant neoplasm of cerebral ventricle
ICD-10-CM	C71.6	Malignant neoplasm of cerebellum
ICD-10-CM	C71.7	Malignant neoplasm of brain stem
ICD-10-CM	C71.8	Malignant neoplasm of overlapping sites of brain
ICD-10-CM	C71.9	Malignant neoplasm of brain, unspecified
ICD-10-CM	C77.0	Sec and unsp malig neoplasm of nodes of head, face and neck
ICD-10-CM	C77.1	Secondary and unsp malignant neoplasm of intrathorac nodes

ICD-10-CM	C77.2	Secondary and unsp malignant neoplasm of intra-abd nodes
ICD-10-CM	C77.3	Sec and unsp malig neoplasm of axilla and upper limb nodes
ICD-10-CM	C77.4	Sec and unsp malig neoplasm of inguinal and lower limb nodes
ICD-10-CM	C77.5	Secondary and unsp malignant neoplasm of intrapelv nodes
ICD-10-CM	C77.8	Sec and unsp malig neoplasm of nodes of multiple regions
ICD-10-CM	C77.9	Secondary and unsp malignant neoplasm of lymph node, unsp
ICD-10-CM	C82.50	Diffuse follicle center lymphoma, unspecified site
ICD-10-CM	C82.51	Diffuse folicl center lymph, nodes of head, face, and neck
ICD-10-CM	C82.52	Diffuse follicle center lymphoma, intrathoracic lymph nodes
ICD-10-CM	C82.53	Diffuse follicle center lymphoma, intra-abd lymph nodes
ICD-10-CM	C82.54	Diffuse folicl center lymph, nodes of axilla and upper limb
ICD-10-CM	C82.55	Diffus folicl cntr lymph, nodes of ing region and lower limb
ICD-10-CM	C82.56	Diffuse follicle center lymphoma, intrapelvic lymph nodes
ICD-10-CM	C82.57	Diffuse follicle center lymphoma, spleen
ICD-10-CM	C82.58	Diffuse follicle center lymphoma, lymph nodes mult site
ICD-10-CM	C82.59	Diffuse folicl center lymph, extrnod and solid organ sites
ICD-10-CM	C83.00	Small cell B-cell lymphoma, unspecified site
ICD-10-CM	C83.01	Small cell B-cell lymphoma, nodes of head, face, and neck
ICD-10-CM	C83.02	Small cell B-cell lymphoma, intrathoracic lymph nodes
ICD-10-CM	C83.03	Small cell B-cell lymphoma, intra-abdominal lymph nodes
ICD-10-CM	C83.04	Small cell B-cell lymphoma, nodes of axilla and upper limb
ICD-10-CM	C83.05	Small cell B-cell lymph, nodes of ing region and lower limb
ICD-10-CM	C83.06	Small cell B-cell lymphoma, intrapelvic lymph nodes
ICD-10-CM	C83.07	Small cell B-cell lymphoma, spleen
ICD-10-CM	C83.08	Small cell B-cell lymphoma, lymph nodes of multiple sites
ICD-10-CM	C83.09	Small cell B-cell lymphoma, extranodal and solid organ sites
ICD-10-CM	C83.70	Burkitt lymphoma, unspecified site
ICD-10-CM	C83.71	Burkitt lymphoma, lymph nodes of head, face, and neck
ICD-10-CM	C83.72	Burkitt lymphoma, intrathoracic lymph nodes
ICD-10-CM	C83.73	Burkitt lymphoma, intra-abdominal lymph nodes
ICD-10-CM	C83.74	Burkitt lymphoma, lymph nodes of axilla and upper limb
ICD-10-CM	C83.75	Burkitt lymphoma, nodes of inguinal region and lower limb
ICD-10-CM	C83.76	Burkitt lymphoma, intrapelvic lymph nodes
ICD-10-CM	C83.77	Burkitt lymphoma, spleen
ICD-10-CM	C83.78	Burkitt lymphoma, lymph nodes of multiple sites
ICD-10-CM	C83.79	Burkitt lymphoma, extranodal and solid organ sites
ICD-10-CM	C83.80	Other non-follicular lymphoma, unspecified site
ICD-10-CM	C83.81	Oth non-follic lymphoma, lymph nodes of head, face, and neck
ICD-10-CM	C83.82	Other non-follicular lymphoma, intrathoracic lymph nodes
ICD-10-CM	C83.83	Other non-follicular lymphoma, intra-abdominal lymph nodes
ICD-10-CM	C83.84	Oth non-follic lymphoma, nodes of axilla and upper limb
ICD-10-CM	C83.85	Oth non-follic lymphoma, nodes of ing region and lower limb

ICD-10-CM	C83.86	Other non-follicular lymphoma, intrapelvic lymph nodes
ICD-10-CM	C83.87	Other non-follicular lymphoma, spleen
ICD-10-CM	C83.88	Other non-follicular lymphoma, lymph nodes of multiple sites
ICD-10-CM	C83.89	Oth non-follic lymphoma, extranodal and solid organ sites
ICD-10-CM	C83.90	Non-follicular (diffuse) lymphoma, unsp, unspecified site
ICD-10-CM	C83.91	Non-follic lymphoma, unsp, nodes of head, face, and neck
ICD-10-CM	C83.92	Non-follic (diffuse) lymphoma, unsp, intrathorac lymph nodes
ICD-10-CM	C83.93	Non-follic (diffuse) lymphoma, unsp, intra-abd lymph nodes
ICD-10-CM	C83.94	Non-follic lymphoma, unsp, nodes of axilla and upper limb
ICD-10-CM	C83.95	Non-follic lymph, unsp, nodes of ing region and lower limb
ICD-10-CM	C83.96	Non-follic (diffuse) lymphoma, unsp, intrapelvic lymph nodes
ICD-10-CM	C83.97	Non-follicular (diffuse) lymphoma, unspecified, spleen
ICD-10-CM	C83.98	Non-follic (diffuse) lymphoma, unsp, lymph nodes mult site
ICD-10-CM	C83.99	Non-follic lymphoma, unsp, extrnod and solid organ sites
ICD-10-CM	C84.90	Mature T/NK-cell lymphomas, unspecified, unspecified site
ICD-10-CM	C84.91	Mature T/NK-cell lymph, unsp, nodes of head, face, and neck
ICD-10-CM	C84.92	Mature T/NK-cell lymphomas, unsp, intrathoracic lymph nodes
ICD-10-CM	C84.93	Mature T/NK-cell lymphomas, unsp, intra-abd lymph nodes
ICD-10-CM	C84.94	Mature T/NK-cell lymph, unsp, nodes of axilla and upper limb
ICD-10-CM	C84.95	Mature T/NK-cell lymph, unsp, nodes of ing rgn and low limb
ICD-10-CM	C84.96	Mature T/NK-cell lymphomas, unsp, intrapelvic lymph nodes
ICD-10-CM	C84.97	Mature T/NK-cell lymphomas, unspecified, spleen
ICD-10-CM	C84.98	Mature T/NK-cell lymphomas, unsp, lymph nodes mult site
ICD-10-CM	C84.99	Mature T/NK-cell lymph, unsp, extrnod and solid organ sites
ICD-10-CM	C84.A0	Cutaneous T-cell lymphoma, unspecified, unspecified site
ICD-10-CM	C84.A1	Cutan T-cell lymphoma, unsp nodes of head, face, and neck
ICD-10-CM	C84.A2	Cutaneous T-cell lymphoma, unsp, intrathoracic lymph nodes
ICD-10-CM	C84.A3	Cutaneous T-cell lymphoma, unsp, intra-abdominal lymph nodes
ICD-10-CM	C84.A4	Cutan T-cell lymphoma, unsp, nodes of axilla and upper limb
ICD-10-CM	C84.A5	Cutan T-cell lymph, unsp, nodes of ing region and lower limb
ICD-10-CM	C84.A6	Cutaneous T-cell lymphoma, unsp, intrapelvic lymph nodes
ICD-10-CM	C84.A7	Cutaneous T-cell lymphoma, unspecified, spleen
ICD-10-CM	C84.A8	Cutaneous T-cell lymphoma, unsp, lymph nodes mult site
ICD-10-CM	C84.A9	Cutan T-cell lymphoma, unsp, extrnod and solid organ sites
ICD-10-CM	C84.Z0	Other mature T/NK-cell lymphomas, unspecified site
ICD-10-CM	C84.Z1	Oth mature T/NK-cell lymph, nodes of head, face, and neck
ICD-10-CM	C84.Z2	Other mature T/NK-cell lymphomas, intrathoracic lymph nodes
ICD-10-CM	C84.Z3	Oth mature T/NK-cell lymphomas, intra-abdominal lymph nodes
ICD-10-CM	C84.Z4	Oth mature T/NK-cell lymph, nodes of axilla and upper limb
ICD-10-CM	C84.Z5	Oth mature T/NK-cell lymph, nodes of ing rgn and lower limb
ICD-10-CM	C84.Z6	Other mature T/NK-cell lymphomas, intrapelvic lymph nodes
ICD-10-CM	C84.Z7	Other mature T/NK-cell lymphomas, spleen

ICD-10-CM	C84.Z8	Oth mature T/NK-cell lymphomas, lymph nodes mult site
ICD-10-CM	C84.Z9	Oth mature T/NK-cell lymph, extrnod and solid organ sites
ICD-10-CM	C85.10	Unspecified B-cell lymphoma, unspecified site
ICD-10-CM	C85.11	Unsp B-cell lymphoma, lymph nodes of head, face, and neck
ICD-10-CM	C85.12	Unspecified B-cell lymphoma, intrathoracic lymph nodes
ICD-10-CM	C85.13	Unspecified B-cell lymphoma, intra-abdominal lymph nodes
ICD-10-CM	C85.14	Unsp B-cell lymphoma, lymph nodes of axilla and upper limb
ICD-10-CM	C85.15	Unsp B-cell lymphoma, nodes of ing region and lower limb
ICD-10-CM	C85.16	Unspecified B-cell lymphoma, intrapelvic lymph nodes
ICD-10-CM	C85.17	Unspecified B-cell lymphoma, spleen
ICD-10-CM	C85.18	Unspecified B-cell lymphoma, lymph nodes of multiple sites
ICD-10-CM	C85.19	Unsp B-cell lymphoma, extranodal and solid organ sites
ICD-10-CM	C85.20	Mediastinal (thymic) large B-cell lymphoma, unspecified site
ICD-10-CM	C85.21	Mediastnl large B-cell lymph, nodes of head, face, and neck
ICD-10-CM	C85.22	Mediastnl (thymic) large B-cell lymphoma, intrathorac nodes
ICD-10-CM	C85.23	Mediastinal (thymic) large B-cell lymphoma, intra-abd nodes
ICD-10-CM	C85.24	Mediastnl large B-cell lymph, nodes of axilla and upper limb
ICD-10-CM	C85.25	Mediastnl lg B-cell lymph, nodes of ing rgn and lower limb
ICD-10-CM	C85.26	Mediastinal (thymic) large B-cell lymphoma, intrapelv nodes
ICD-10-CM	C85.27	Mediastinal (thymic) large B-cell lymphoma, spleen
ICD-10-CM	C85.28	Mediastinal (thymic) large B-cell lymphoma, nodes mult site
ICD-10-CM	C85.29	Mediastnl large B-cell lymph, extrnod and solid organ sites
ICD-10-CM	C85.80	Oth types of non-Hodgkin lymphoma, unspecified site
ICD-10-CM	C85.81	Oth types of non-hodg lymph, nodes of head, face, and neck
ICD-10-CM	C85.82	Oth types of non-Hodgkin lymphoma, intrathoracic lymph nodes
ICD-10-CM	C85.83	Oth types of non-Hodgkin lymphoma, intra-abd lymph nodes
ICD-10-CM	C85.84	Oth types of non-hodg lymph, nodes of axilla and upper limb
ICD-10-CM	C85.85	Oth types of non-hodg lymph, nodes of ing rgn and lower limb
ICD-10-CM	C85.86	Oth types of non-Hodgkin lymphoma, intrapelvic lymph nodes
ICD-10-CM	C85.87	Other specified types of non-Hodgkin lymphoma, spleen
ICD-10-CM	C85.88	Oth types of non-Hodgkin lymphoma, lymph nodes mult site
ICD-10-CM	C85.89	Oth types of non-hodg lymph, extrnod and solid organ sites
ICD-10-CM	C85.90	Non-Hodgkin lymphoma, unspecified, unspecified site
ICD-10-CM	C85.91	Non-Hodgkin lymphoma, unsp, nodes of head, face, and neck
ICD-10-CM	C85.92	Non-Hodgkin lymphoma, unspecified, intrathoracic lymph nodes
ICD-10-CM	C85.93	Non-Hodgkin lymphoma, unsp, intra-abdominal lymph nodes
ICD-10-CM	C85.94	Non-Hodgkin lymphoma, unsp, nodes of axilla and upper limb
ICD-10-CM	C85.95	Non-hodg lymphoma, unsp, nodes of ing region and lower limb
ICD-10-CM	C85.96	Non-Hodgkin lymphoma, unspecified, intrapelvic lymph nodes
ICD-10-CM	C85.97	Non-Hodgkin lymphoma, unspecified, spleen
ICD-10-CM	C85.98	Non-Hodgkin lymphoma, unsp, lymph nodes of multiple sites
ICD-10-CM	C85.99	Non-Hodgkin lymphoma, unsp, extranodal and solid organ sites

ICD-10-CM	C86.0	Extranodal NK/T-cell lymphoma, nasal type
ICD-10-CM	C86.1	Hepatosplenic T-cell lymphoma
ICD-10-CM	C86.2	Enteropathy-type (intestinal) T-cell lymphoma
ICD-10-CM	C86.3	Subcutaneous panniculitis-like T-cell lymphoma
ICD-10-CM	C86.4	Blastic NK-cell lymphoma
ICD-10-CM	C86.5	Angioimmunoblastic T-cell lymphoma
ICD-10-CM	C86.6	Primary cutaneous CD30-positive T-cell proliferations
ICD-10-CM	E41.	Nutritional marasmus
ICD-10-CM	G93.40	Encephalopathy, unspecified
ICD-10-CM	G93.41	Metabolic encephalopathy
ICD-10-CM	G93.49	Other encephalopathy
ICD-10-CM	I67.83	Posterior reversible encephalopathy syndrome
ICD-10-CM	J10.00	Flu due to oth ident flu virus w unsp type of pneumonia
ICD-10-CM	J10.08	Influenza due to oth ident influenza virus w oth pneumonia
ICD-10-CM	J11.00	Flu due to unidentified flu virus w unsp type of pneumonia
ICD-10-CM	J11.08	Flu due to unidentified flu virus w specified pneumonia
ICD-10-CM	J12.0	Adenoviral pneumonia
ICD-10-CM	J12.1	Respiratory syncytial virus pneumonia
ICD-10-CM	J12.2	Parainfluenza virus pneumonia
ICD-10-CM	J12.3	Human metapneumovirus pneumonia
ICD-10-CM	J12.81	Pneumonia due to SARS-associated coronavirus
ICD-10-CM	J12.89	Other viral pneumonia
ICD-10-CM	J12.9	Viral pneumonia, unspecified
ICD-10-CM	J13.	Pneumonia due to Streptococcus pneumoniae
ICD-10-CM	J14.	Pneumonia due to Hemophilus influenzae
ICD-10-CM	J15.0	Pneumonia due to Klebsiella pneumoniae
ICD-10-CM	J15.1	Pneumonia due to Pseudomonas
ICD-10-CM	J15.20	Pneumonia due to staphylococcus, unspecified
ICD-10-CM	J15.211	Pneumonia due to methicillin suscep staph
ICD-10-CM	J15.212	Pneumonia due to Methicillin resistant Staphylococcus aureus
ICD-10-CM	J15.29	Pneumonia due to other staphylococcus
ICD-10-CM	J15.3	Pneumonia due to streptococcus, group B
ICD-10-CM	J15.4	Pneumonia due to other streptococci
ICD-10-CM	J15.5	Pneumonia due to Escherichia coli
ICD-10-CM	J15.6	Pneumonia due to other aerobic Gram-negative bacteria
ICD-10-CM	J15.7	Pneumonia due to Mycoplasma pneumoniae
ICD-10-CM	J15.8	Pneumonia due to other specified bacteria
ICD-10-CM	J15.9	Unspecified bacterial pneumonia
ICD-10-CM	J16.0	Chlamydial pneumonia
ICD-10-CM	J16.8	Pneumonia due to other specified infectious organisms
ICD-10-CM	J17.	Pneumonia in diseases classified elsewhere
ICD-10-CM	J18.0	Bronchopneumonia, unspecified organism

ICD-10-CM	J18.1	Lobar pneumonia, unspecified organism
ICD-10-CM	J18.8	Other pneumonia, unspecified organism
ICD-10-CM	J18.9	Pneumonia, unspecified organism
ICD-10-CM	R64.	Cachexia

A.3 HIV/AIDS Definitions, Codes, Taxonomies, Attributes

Table updated as of 04/16/2015

The code definitions listed in the table should be located within RPMS PCC “V” files, as identified below:

CPT: 1) V CPT, CPT field; 2) if a procedure related to any radiology, also V Radiology, CPT Code field

ICD Diagnoses: 1) V POV, POV field; 2) also Problem List but only if specified in the individual definition below, (PROBLEM file, file number 9000011. .01 field is a pointer to ICD Diagnosis.

ICD Procedures: 1) V Procedure, Procedure field

LOINC: 1) V Lab, LOINC Code field

NDC: The NDC is not stored in the V MEDICATION file, you would get at it by using the .01 field which points to the DRUG file (file #50). There is a field in the drug file called NDC.

Site-Defined Lab Tests: 1) V Lab, Lab Test field

Site-Defined Medications: 1) V Medication, Medication field

Health Factors: 1) V Health Factors, Health Factor field

Dental (ADA) Code: V Dental, Service Code field, the .01 field called service code that points to the ADA code table

Patient Education: 1) V Patient Ed, Topic field

Clinic Codes: 1) V Visit, Clinic field -- .08 field in VISIT file is a pointer to the CLINIC STOP file, file 40.7 which has the name of the clinic and the code
Immunization Codes: 1) V Immunization, the .01 field called immunization points to the standard immunization table

Exam Codes: 1) V Exam, Exam Code field

Provider Codes: 1) Visit Providers are entered into the V PROVIDER file. The .01 field (PROVIDER) points to file 200, the NEW PERSON file. The provider's discipline and codes can be found in file 200.

All of the codes contained in the listed taxonomies can be viewed from the View/Edit Taxonomy Entries screen - menu Tools->Taxonomy Maintenance.

ID		CPT	ICD	LOINC	Site-Defined Taxonomy (Labs or Meds)	Other
DX.1	AIDS Defining Illnesses		BKMV AIDS DEF ILL DXS			
DX.2	Chlamydia DX		BKM CHLAMYDIA DXS			
DX.18	Colorectal Cancer	BGP COLORECTAL CANCER CPTS	BGP COLORECTAL CANCER DXS			
DX.4	Gonorrhea		BKM GONORRHEA DXS			
DX.5	Hepatitis A		BKM HEP A DXS			
DX.15	Hepatitis B		BKM HEP B DXS			
DX.16	Hepatitis C		BKM HEP C DXS			
DX.6	HIV/AIDS DX		BGP HIV/AIDS DXS			
DX.7	Non Tobacco Users					BGP NON TOBACCO USER FACTORS
DX.8	Opportunistic Infections		BKMV HIV OPP INF DXS			
DX.9	Other STD		BKM OTHER STD DXS			
DX.17	State Reportable Diagnoses		BKM STATE REPORTABLE DXS			
DX.11	Syphilis		BKM SYPHILIS DXS			
DX.12	Tobacco Users	BGP TOBACCO USER CPTS	BGP SMOKER ONLY DXS POV or Current Problem List			BGP TOBACCO USER HLTH FACTORS

ID		CPT	ICD	LOINC	Site-Defined Taxonomy (Labs or Meds)	Other
DX.13	Trichomoniasis		BKM TRICHOMONIASIS DXS			
DX.14	Tuberculosis (TB)		DM AUDIT PROBLEM TB DXS			
ED.1	Family Planning Education		BKM FAMILY PLANNING POV			Patient education (V PED) codes containing "FP-"
ED.2	HIV Counseling/ Education		BKMV HIV ED DXS			Patient education codes containing "HIV-", "-HIV" or any HIV ICD codes
ED.3	Safe Sex Education					BKM SAFE SEX ED CODES Patient education codes containing: STD-P, HIV-P, FP-FC, MH-RS, WL-SX, WH-RS, ATO-LA, HEP-P, HEP-LA
ED.4	STD Education		BKMV STD ED DXS			BKM STD ED CODES Patient education codes containing "STD-", "-STD", "STI-", "-STI" or "HEP-" or MH-RS, WL-SX, WH-RS, WH-STD, WH-STI, CD-C

ID		CPT	ICD	LOINC	Site-Defined Taxonomy (Labs or Meds)	Other
ED.5	Tobacco Cessation Counseling	BGP TOBACCO CESS CPTS				Clinic code 94 Patient Ed codes: containing "TO-", "-TO" or "-SHS" (NOTE: update to current CRS logic) BGP TOBACCO CESS DENTAL CODE Dental code 1320
IZ.1	BCG Tuberculosis Vaccine	BKM BCG IZ CPTS	BKM BCG IZ PROCEDURE			BKM BCG IZ CVX CODES Immunization Codes (CVX): 19 BCG vaccine
IZ.2	CMV (IgG)	BKM CMV IZ CPTS				BKM CMV IZ CVX CODES
IZ.3	Hep A vaccine (defined as 2 occurrences of any of the codes at least 5 months apart – NOTE to programmers, start with most recent and work backwards)	BKM HEP A IZ CPTS				BKM HEP A IZ CVX CODES
IZ.4	Hep B vaccine (defined as at least 3 occurrences of any of the codes where 1 st and last are separated by at least 6 months)	BKM HEP B IZ CPTS				BKM HEP B IZ CVX CODES

ID		CPT	ICD	LOINC	Site-Defined Taxonomy (Labs or Meds)	Other
IZ.5	Influenza IZ	BGP CPT FLU	BQI FLU IZ DXSBQI FLU IZ PROCEDURES			BGP FLU IZ CVX CODES
IZ.6	Pneumococcal IZ	BGP PNEUMO IZ CPTS	BQI PNEUMO IZ DXS BQI PNEUMO IZ PROCEDURES			BKM PNEUMO IZ CVX CODES
IZ.7	Tetanus IZ	BKM TETANUS IZ CPTS	BKM TETANUS IZ DXS BKM TETANUS IZ PROCEDURES			BKM TETANUS IZ CVX CODES
M.09	Entry Inhibitors (EI) Medications				BKMV EI MEDS	BKMV EI MED NDCS
M.10	Integrase Inhibitors				BKMV II MEDS	BKMV II MED NDCS
M.01	MAC Prophylaxis Medications				BKMV MAC PROPH MEDS	BKMV MAC PROPH MED NDCS
M.02	NNRTIs (Non-Nucleoside Reverse Transcriptase Inhibitors M.1				BKMV NNRTI MEDS	BKMV NNRTI MED NDCS
M.03	NRTIs (Nucleoside/Nucleotide Reverse Transcriptase Inhibitors) M.1				BKMV NRTI MEDS	BKMV NRTI MED NDCS
M.12	NRTI Combo (Nucleoside/Nucleotide Reverse Transcriptase Inhibitors Combinations)				BKMV NRTI COMBO MEDS	BKMV NRTI COMBO MED NDCS

ID		CPT	ICD	LOINC	Site-Defined Taxonomy (Labs or Meds)	Other
M.11	NRTI/NNRTI				BKMV NRTI/NNRTI MEDS	BKMV NRTI/NNRTI MED NDCS
M.04	PCP Prophylaxis Medications				BKMV PCP PROPH MEDS	BKMV PCP PROPH MED NDCS
M.13	PI Booster				BKMV PI BOOSTER MEDS	BKMV PI BOOSTER MED NDCS
M.05	PIs (Protease Inhibitors) M.1				BKMV PI MEDS	BKMV PI MED NDCS
M.08	Tuberculosis (TB) Treatment				BKM TB MEDS	BKM TB MED NDCS
P.01	Mastectomy, Bilateral	BGP BILATERAL MASTECTOMY CPTS	BGP MASTECTOMY PROCEDURES			
P.07	Mastectomy, Unilateral	BGP UNI MASTECTOMY CPTS	BGP UNI MASTECTOMY PROCEDURES			
P.02	Dental Exam		BKM DENTAL EXAMINATION			BGP DENTAL EXAM DENTAL CODE ADA code 0000; 0190 V Exam 30
P.03	Dilated Eye Exam	BGP DM EYE EXAM CPTS BGP RETINAL EXAM CPTS	BQI EYE EXAM DXS BQI EYE EXAM PROCS			Provider codes 79. 24. 08 Clinic codes 17, 18, 64, A2 V Exam code: 03
P.04	Hysterectomy	BGP HYSTERECTOMY CPTS	BGP HYSTERECTOMY PROCEDURES BGP HYSTERECTOMY DXS			

ID		CPT	ICD	LOINC	Site-Defined Taxonomy (Labs or Meds)	Other
P.05	Mammogram	BGP CPT MAMMOGRAM	BGP MAMMOGRAM ICDS BGP MAMMOGRAM PROCEDURES			Women's Health: Screening Mammogram, Mammogram Dx Bilat, Mammogram Dx Unilat
P.06	Total Colectomy	BGP TOTAL CHOLECTOMY CPTS	BGP TOTAL CHOLECTOMY PROCS			
S.1	Alcohol Screen	BGP ALCOHOL SCREENING CPTS	BQI ALCOHOL SCREEN DXS BGP ALCOHOL DXS BQI ALCOHOL PROCEDURES			BGP ALCOHOL HLTH FACTOR Any Alcohol Category Health Factor Any Patient Ed codes containing "CD-", "-CD", "AOD-" or "-AOD" OR any alcohol diagnosis Exam Code 35 V Measurement AUDT, AUDC or CRFT BHS Problem codes: 29.1 BHS POV 10,27,29
S.05	Colorectal Cancer Screen	BGP COLO CPTS BGP FOBT CPTS BGP SIG CPTS BGP BE CPTS	BGP SIG PROCS BGP COLO PROCS	BGP FOBT LOINC CODES	BGP GPRA FOB TESTS	
S.2	Depression Screen		BGP MOOD DISORDERS BQI DEPRESSION SCREEN DXS			Exam Code 36 BHS Problem Code 14.1

ID		CPT	ICD	LOINC	Site-Defined Taxonomy (Labs or Meds)	Other
S.6	IPV/ DV Screen		BGP DV DXS BGP IPV/DV COUNSELING ICDS			Exam Code 34 Any Patient Education codes containing "DV-" or "-DV"
S.3	Substance Use (not including Alcohol or Tobacco) Screen		BKM OTHER SUBSTANCE ABUSE DXS			
S.4	Tobacco Use Screen	BGP SMOKING CPTS	BGP GPRA SMOKING DXS POV or Current Problem List			BGP TOBACCO SCREEN HLTH FACTOR Any health factor for category Tobacco Any Patient Ed codes containing "TO-", "-TO" or "-SHS" or any containing diagnosis codes BGP TOBACCO CESS DENTAL CODE Dental code 1320 Clinic code 94
T.2	CD4 Tests	BGP CD4 CPTS		BGP CD4 LOINC CODES	BGP CD4 TAX	
T.1	CD4 Absolute Tests	BKMV CD4 ABS CPTS		BKMV CD4 ABS LOINC CODES	BKM CD4 ABS TESTS TAX	
T.3	Chlamydia Test	BGP CHLAMYDIA CPTS	BQI CHLAMYDIA SCREEN DXS	BGP CHLAMYDIA LOINC CODES	BGP CHLAMYDIA TESTS TAX	

ID		CPT	ICD	LOINC	Site-Defined Taxonomy (Labs or Meds)	Other
T.6	CMV Test	BKM CMV TEST CPTS		BKM CMV LOINC CODES	BKM CMV TEST TAX	
T.7	Cocci Antibody Screen	BKM COCCI ANTIBODY CPTS		BKM COCCI ANTIBODY LOINC CODES	BKM COCCI ANTIBODY TAX	
T.9	FTA-ABS (Syphilis)	BKM FTA-ABS CPTS		BKM FTA-ABS LOINC CODES	BKM FTA-ABS TEST TAX FTA-ABS	
T.10	Gonorrhea Test	BKM GONORRHEA TESTS CPTS		BKM GONORRHEA LOINC CODES	BKM GONORRHEA TEST TAX	
T.29	Hepatitis Panel	BKM HEPATITIS PANEL CPTS		BKM HEP PANEL LOINC CODES	BKM HEPATITIS PANEL TAX	
T.31	Hepatitis A Tests	BKM HEP A TESTS CPTS		BKM HEP A LOINC CODES	BKM HEP A TAX	
T.27	Hepatitis B	BKM HEP B TESTS CPTS		BKM HEP B LOINC CODES	BKM HEP B TAX	
T.13	Hepatitis C test (EIA)	BKM HEP C SCREEN TESTS CPTS		BKM HEP C SCREEN LOINC CODES	BKM HEP C SCREENING TAX	
T.14	Hepatitis C test (RIBA)	BKM HEP CONFIRM TESTS CPTS		BKM HEP C CONFIRM LOINC CODES	BKM HEP C CONFIRMATORY TAX	
T.15	HIV Genotype	BKMV HIV GENOTYPE CPTS			BKMV HIV GENOTYPE TESTS TAX	

ID		CPT	ICD	LOINC	Site-Defined Taxonomy (Labs or Meds)	Other
T.16	HIV Phenotype	BKMV HIV PHENOTYPE CPTS			BKMV HIV PHENOTYPE TESTS TAX	
T.17	HIV Tests	BGP CPT HIV TESTS		BGP HIV TEST LOINC CODES	BGP HIV TEST TAX	
T.30	Lipid Profile	BGP LIPID PROFILE CPTS		BGP LIPID PROFILE LOINC CODES	DM AUDIT LIPID PROFILE TAX	
T.20	Pap Smear	BGP CPT PAP	BGP PAP SMEAR DXS BQI PAP PROCEDURES	BGP PAP LOINC CODES	BGP PAP SMEAR TAX	Women's Health: procedure called Pap Smear Refusals: Lab Test Value Pap Smear
T.21	PPD (Tuberculosis Test)	BKM PPD CPTS	BKM PPD ICDS	In addition to V Lab, look in V Skin Test BKM PPD LOINC CODES	In addition to V Lab, look in V Skin Test BKM PPD TAX	BKM PPD CVX CODES
T.22	RPR (Syphilis)	BKM RPR CPTS		BKM RPR LOINC CODES	BKM RPR TAX	
T.28	Toxoplasmosis	BKM TOXOPLASMOSIS CPTS		BKM TOXOPLASMOSIS LOINC CODES	BKM TOXOPLASMOSIS TESTS TAX	
T.24	Trichomoniasis		Same as DX.13	BKM TRICH LOINC CODES	BKM TRICH TESTS TAX	
T.26	HIV RNA Viral Load Tests	BGP HIV VIRAL LOAD CPTS		BGP VIRAL LOAD LOINC CODES	BGP HIV VIRAL LOAD TAX	

Appendix B: HIV/AIDS-Related Reminders – Logic and Tooltip Text

This information was updated April 16, 2015.

The codes contained in the listed taxonomies can be viewed from the View/Edit Taxonomy Entries screen - menu Tools->Taxonomy Maintenance.

B.1 CD4 Test

B.1.1 Description Fields Text

Category: Care Management

Clinical Group: HIV

Reminder Name: CD4 Test

Default Status: On

Denominator: Patients with a proposed or accepted tag for HIV OR Active on HMS Register with Diagnosis Category of HIV or AIDS.

Definition (Frequency): Every 4 months

LOGIC DETAIL:

CD4 Test Definition:

- Procedures (CPT Codes): [BGP CD4 CPTS]
- LOINC Codes: [BGP CD4 LOINC CODES]
- Site Defined Lab Tests: [BGP CD4 TAX]

Site Configurable? No

B.1.2 Tooltip Text

A CD4 lab test is due every four months.

B.2 Chlamydia Test

B.2.1 Description Field Text

Category: Care Management

Clinical Group: HIV

Reminder Name: Chlamydia Test

Default Status: On

Denominator: Patients with a proposed or accepted tag for HIV OR Active on HMS Register with Diagnosis Category of HIV or AIDS

AND

With a history of POV diagnosis of Gonorrhea, Syphilis, Trichomoniasis or other STD WITHOUT a negative Chlamydia test since the diagnosis

OR

With a history of positive test results for Gonorrhea or Syphilis since date of last Chlamydia test

OR

Most recent Chlamydia test was positive

OR

Greater than or equal to 18 years of age

Definition (Frequency): Variable

- Now if there has been a diagnosis for either Gonorrhea, Syphilis, Trichomoniasis or other STD since the most recent Chlamydia test

OR

- Now if there has been a positive test result for Gonorrhea or Syphilis since the date of the last Chlamydia test

OR

- 8 weeks after most recent positive Chlamydia test to check for cure

OR

- Annually if greater than or equal to 18 years of age

LOGIC DETAIL:

Chlamydia Test Definition:

- Procedures (CPT Codes): [BGP CHLAMYDIA CPTS]
- LOINC Codes: [BGP CHLAMYDIA LOINC CODES]
- Site Defined Lab Tests: [BGP CHLAMYDIA TESTS TAX]

Gonorrhea Test Definition:

- Procedures (CPT Codes): [BKM GONORRHEA TESTS CPTS]
- LOINC Codes: [BKM GONORRHEA LOINC CODES]
- Site Defined Lab Tests: [BKM GONORRHEA TEST TAX]

RPR Lab (Syphilis) Test Definition:

- Procedures (CPT Codes): [BKM RPR CPTS]
- LOINC Codes: [BKM RPR LOINC CODES]
- Site Defined Lab Tests: [BKM RPR TAX]

FTA-ABS (Syphilis) Test Definition:

- Procedures (CPT Codes): [BKM FTA-ABS CPTS]
- LOINC Codes: [BKM FTA-ABS LOINC CODES]
- Site Defined Lab Tests: [BKM FTA-ABS TEST TAX]

Chlamydia Diagnosis Definition:

- Diagnosis (ICD Codes): POV or Problem List [BKM CHLAMYDIA DXS]

Gonorrhea Diagnosis Definition:

- Diagnosis (ICD Codes): POV or Problem List [BKM GONORRHEA DXS]

Syphilis Diagnosis Definition:

- Diagnosis (ICD Codes): POV or Problem List [BKM SYPHILIS DXS]

Trichomoniasis Diagnosis Definition:

- Diagnosis (ICD Codes): POV or Problem List [BKM TRICHOMONIASIS DXS]

Other STD Diagnoses Definition:

- Diagnosis (ICD Codes): POV or Problem List [BKM OTHER STD DXS]

Site Configurable? No

B.2.2 Tooltip Text

A Chlamydia Test is due: 1) immediately after infection with Gonorrhea, Syphilis, Trichomoniasis or other sexually transmitted infection; 2) 8 weeks after a positive Chlamydia test to check for cure; 3) annually for all patients.

B.3 HMS Dental Exam

B.3.1 Description Field Text

Type: Care Management

Category: HIV

Reminder Name: HMS Dental Exam

Default Status: On

Denominator: Patients with a proposed or accepted tag for HIV OR Active on HMS Register with Diagnosis Category of HIV or AIDS

Definition (Frequency): Annually

LOGIC DETAIL:

Dental Exam Definition:

- Diagnosis (ICD Codes): POV: [BKM DENTAL EXAMINATION]
- Dental Code: ADA code 0000; 0190 [BGP DENTAL EXAM DENTAL CODE]
- V Exam Code: 30

Site Configurable? No

B.3.2 Tooltip Text

A Dental Exam is due annually for all patients.

B.4 HMS Eye Exam

B.4.1 Description Field Text

Type: Care Management

Category: HIV

Reminder Name: HMS Eye Exam

Default Status: On

Denominator: Patients with a proposed or accepted tag for HIV OR Active on HMS Register with Diagnosis Category of HIV or AIDS

Definition (Frequency): Variable

- Every 6 months if most recent CD4 Absolute Count is less than 50
- Annually if most recent CD4 Absolute Count is greater than or equal to 50

LOGIC DETAIL:**Eye Exam Definition:**

- Procedures (CPT Codes):, [BGP EYE EXAM CPTS]
- Procedures (ICD Codes): POV [BQI EYE EXAM DXS]
- Procedure Code: [BQI EYE EXAM PROCS]
- Provider Codes: 79; 24; 08
- Clinic Codes: 17; 18; 64; A2
- V Exam Code: 03

CD4 Absolute Count Test Definition:

- Procedures (CPT Codes): [BKMV CD4 ABS CPTS]
- LOINC Codes: [BKMV CD4 ABS LOINC CODES]
- Site Defined Lab Tests: [BKM CD4 ABS TESTS TAX]

Site Configurable? No

B.4.2 Tooltip Text

An Eye Exam is due: 1) every 6 months for patients whose most recent CD4 Absolute Count is less than 50; 2) annually for all patients whose most recent CD4 Absolute Count is greater than or equal to 50.

B.5 Family Planning Education

B.5.1 Description Field Text

Type: Care Management

Category: HIV

Reminder Name: Family Planning Education

Default Status: On

Denominator: Patients with a proposed or accepted tag for HIV OR Active on HMS Register with Diagnosis Category of HIV or AIDS

AND

Females starting at age 13 years through age 44 years.

OR

Males greater than or equal to age 13 years.

Definition (Frequency): Every 6 months

LOGIC DETAIL:

Family Planning Definition:

- ICD Codes: [BKM FAMILY PLANNING POV]
- Patient Education Codes: V PED Visits containing “FP”

Site Configurable? No

B.5.2 Tooltip Text

Family Planning Education is due every 6 months for: 1) all females ages 13 – 44; 2) all males starting at age 13.

B.6 Syphilis (FTA-ABS) Test

B.6.1 Description Field Text

Type: Care Management

Category: HIV

Reminder Name: Syphilis (FTA-ABS) Test

Default Status: On

Denominator: Patients with a proposed or accepted tag for HIV OR Active on HMS Register with Diagnosis Category of HIV or AIDS

AND

With positive results on most recent RPR lab and no FTA-ABS test documented after the date of the positive RPR test

Definition (Frequency): Due 14 days after the positive RPR test

LOGIC DETAIL:

FTA-ABS Test Definition:

- Procedures (CPT Codes): [BKM FTA-ABS CPTS]
- LOINC Codes: [BKM FTA-ABS LOINC CODES]
- Site Defined Lab Tests: [BKM FTA-ABS TEST TAX]

RPR Test Definition:

- Procedures (CPT Codes): [BKM RPR CPTS]
- LOINC Codes: [BKM RPR LOINC CODES]
- Site Defined Lab Tests: [BKM RPR TAX]

Site Configurable? No

B.6.2 Tooltip Text

The FTA-ABS (Syphilis) Test is due 14 days after the date of positive test results on their most recent RPR (Syphilis) Test.

B.7 Gonorrhea Test

B.7.1 Description Field Text

Type: Care Management

Category: HIV

Reminder Name: Gonorrhea Test

Default Status: On

Denominator: Patients with a proposed or accepted tag for HIV OR Active on HMS Register with Diagnosis Category of HIV or AIDS

AND

With a history of POV diagnosis of Chlamydia, Syphilis, Trichomoniasis or other STDs WITHOUT a negative Gonorrhea test since the diagnosis

OR

With a history of positive test results for Chlamydia or Syphilis since date of last Gonorrhea test

OR

Greater than or equal to age 18 years

Definition (Frequency): Variable

- Now if there has been a diagnosis for either Chlamydia, Syphilis Trichomoniasis or other STD since the most recent Gonorrhea test
- Now if there has been a positive test result for either Chlamydia, Syphilis, Trichomoniasis or other STDs since the most recent Gonorrhea test

OR

- Annually if greater than or equal to age 18 years.

LOGIC DETAIL:

Gonorrhea Test Definition:

- Procedures (CPT Codes): [BKM GONORRHEA TESTS CPTS]
- LOINC Codes: [BKM GONORRHEA LOINC CODES]
- Site Defined Lab Tests: [BKM GONORRHEA TEST TAX]

Chlamydia Test Definition:

- Procedures (CPT Codes): [BGP CHLAMYDIA CPTS]
- LOINC Codes: [BGP CHLAMYDIA LOINC CODES]
- Site Defined Lab Tests: [BGP CHLAMYDIA TESTS TAX]

RPR Lab (Syphilis) Test Definition:

- Procedures (CPT Codes): [BKM RPR CPTS]
- LOINC Codes: [BKM RPR LOINC CODES]
- Site Defined Lab Tests: [BKM RPR TAX]

FTA-ABS (Syphilis) Test Definition:

- Procedures (CPT Codes): [BKM FTA-ABS CPTS]
- LOINC Codes: [BKM FTA-ABS LOINC CODES]
- Site Defined Lab Tests: [BKM FTA-ABS TEST TAX]

Gonorrhea Diagnosis Definition:

- Diagnosis (ICD Codes): POV or Problem List [BKM GONORRHEA DXS]

Chlamydia Diagnosis Definition:

- Diagnosis (ICD Codes): POV or Problem List [BKM CHLAMYDIA DXS]

Syphilis Diagnosis Definition:

- Diagnosis (ICD Codes): POV or Problem List [BKM SYPHILIS DXS]

Trichomonas Diagnosis Definition:

- Diagnosis (ICD Codes): POV or Problem List [BKM TRICHOMONIASIS DXS]

Other STD Diagnoses Definition:

- Diagnosis (ICD Codes): POV or Problem List [BKM OTHER STD DXS]

Site Configurable? No

B.7.2 Tooltip Text

A Gonorrhea Test is due: 1) immediately after infection with Chlamydia, Syphilis, Trichomoniasis or other sexually transmitted infection; 2) annually for all patients.

B.8 Hepatitis A IZ

B.8.1 Description Field Text

Type: Care Management

Category: HIV

Reminder Name: Hepatitis A IZ

Default Status: On

Denominator: Patients with a proposed or accepted tag for HIV OR Active on HMS Register with Diagnosis Category of HIV or AIDS

AND

With NO documented history of Hepatitis A diagnosis.

Definition (Frequency): Series is given once in a lifetime. Series consists of 2 doses at least 5 months apart.

LOGIC DETAIL:

Hepatitis A Diagnosis Definition:

- Diagnosis (ICD Codes): POV or Problem List [BKM HEP A DXS]
- Hepatitis A Immunization Definition:
- Procedures (CPT Codes): [BKM HEP A IZ CPTS]
- Immunization (CVX Codes): [BKM HEP A IZ CVX CODES]

Site Configurable? No

B.8.2 Tooltip Text

A Hepatitis A Immunization (series of 2) is due for all patients with NO documented history of Hepatitis A.

B.9 Hepatitis B IZ

B.9.1 Description Field Text

Type: Care Management

Category: HIV

Reminder Name: Hepatitis B IZ

Default Status: On

Denominator: Patients with a proposed or accepted tag for HIV OR Active on HMS Register with Diagnosis Category of HIV or AIDS

AND

With NO documented history of Hepatitis B diagnosis

Definition (Frequency): Series is given once in a lifetime. Series consist of 3 doses where the first and last doses are at least 6 months apart

LOGIC DETAIL:

Hepatitis B Diagnosis Definition:

- Diagnosis (ICD Codes): POV or Problem List [BKM HEP B DXS]

Hepatitis B Immunization Definition:

- Procedures (CPT Codes): [BKM HEP B IZ CPTS]
- Immunization (CVX Codes): [BKM HEP B IZ CVX CODES]

Site Configurable? No

B.9.2 Tooltip Text

A Hepatitis B Immunization (series of 3 doses where the first and last doses are at least 6 months apart) is due for all patients with NO documented history of Hepatitis B.

B.10 Hepatitis B Retest

B.10.1 Description Field Text

Type: Care Management

Category: HIV

Reminder Name: Hepatitis B Retest

Default Status: On

Denominator: Patients with a proposed or accepted tag for HIV OR Active on HMS Register with Diagnosis Category of HIV or AIDS

AND

With 3 Hepatitis B immunization doses and no Hepatitis B test documented after the final dose

Definition (Frequency): Once, after final dose in the Hepatitis B series

LOGIC DETAIL:

Hepatitis B Test Definition:

- Procedures (CPT Codes): [BKM HEP B TESTS CPTS]
- LOINC Codes: [BKM HEP B LOINC CODES]
- Site Defined Lab Tests: [BKM HEP B TAX]

Hepatitis B Immunization Definition:

- Procedures (CPT Codes): [BKM HEP B IZ CPTS]
- Immunizations (CVX Codes): [BKM HEP B IZ CVX CODES]

Site Configurable? No

B.10.2 Tooltip Text

A Hepatitis B Retest is due for all patients after they have received all 3 doses of the Hepatitis B Immunization.

B.11 Hepatitis B Test

B.11.1 Description Field Text

Type: Care Management

Category: HIV

Reminder Name: Hepatitis B Test

Default Status: On

Denominator: Patients with a proposed or accepted tag for HIV OR Active on HMS Register with Diagnosis Category of HIV or AIDS

AND

Patients with NO documented history of Hepatitis B Diagnosis ever AND NO documented Hepatitis B test results ever.

Definition (Frequency): Once

LOGIC DETAIL:

Hepatitis B Test Definition:

- Procedures (CPT Codes): [BKM HEP B TESTS CPTS]
- LOINC Codes: [BKM HEP B LOINC CODES]
- Site Defined Lab Tests: [BKM HEP B TAX]

Hepatitis B Diagnosis Definition:

- Diagnosis (ICD Codes): POV or Problem List [BKM HEP B DXS]

Site Configurable? No

B.11.2 Tooltip Text

A Hepatitis B Test is due for all patients who have never had a test for or been diagnosed with Hepatitis B.

B.12 Hepatitis C Confirmatory Test

B.12.1 Description Field Text

Type: Care Management

Category: HIV

Reminder Name: Hepatitis C Confirmatory Test

Default Status: On

Denominator: Patients with a proposed or accepted tag for HIV OR Active on HMS Register with Diagnosis Category of HIV or AIDS

AND

With a history of positive Hepatitis C Screening test and NO documentation of a positive Hepatitis C Confirmatory test after AND NO documented history of Hepatitis C diagnosis.

Definition (Frequency): Immediately following a positive result on a Hepatitis C Screening Test

LOGIC DETAIL:

Hepatitis C Confirmatory Test Definition:

- Procedures (CPT Codes): [BKM HEP C CONFIRM TESTS CPTS]
- LOINC Codes: [BKM HEP C CONFIRM LOINC CODES]
- Site Defined Lab Tests: [BKM HEP C CONFIRMATORY TAX]

Hepatitis C Screening Test Definition:

- Procedures (CPT Codes): [BKM HEP C SCREEN TESTS CPTS]
- LOINC Codes: [BKM HEP C SCREEN LOINC CODES]
- Site Defined Lab Tests: [BKM HEP C SCREENING TAX]

Hepatitis C Diagnosis Definition:

- Diagnosis (ICD Codes): POV or Problem List [BKM HEP C DXS]

Site Configurable? No

B.12.2 Tooltip Text

A Hepatitis C Confirmatory Test is due for all patients who have a positive Hepatitis C Screening Test.

B.13 Hepatitis C Screening Test

B.13.1 Description Field Text

Type: Care Management

Category: HIV

Reminder Name: Hepatitis C Screening Test

Default Status: On

Denominator: Patients with a proposed or accepted tag for HIV OR Active on HMS Register with Diagnosis Category of HIV or AIDS

AND

With NO documented history of Hepatitis C diagnosis ever

Definition (Frequency): Annually

LOGIC DETAIL:

Hepatitis C Screening Test Definition:

- Procedures (CPT Codes): [BKM HEP C SCREEN TESTS CPTS]
- LOINC Codes: [BKM HEP C SCREEN LOINC CODES]
- Site Defined Lab Tests: [BKM HEP C SCREENING TAX]

Hepatitis C Diagnosis Definition:

- Diagnosis (ICD Codes): POV or Problem List [BKM HEP C DXS]

Site Configurable? No

B.13.2 Tooltip Text

A Hepatitis C Screening Test is due annually for all patients who have never been diagnosed with Hepatitis C.

B.14 HMS Influenza IZ

B.14.1 Description Field Text

Type: Care Management

Category: HIV

Reminder Name: HMS Influenza IZ

Default Status: On

Denominator: Patients with a proposed or accepted tag for HIV OR Active on HMS Register with Diagnosis Category of HIV or AIDS

Definition (Frequency): Annually

LOGIC DETAIL:

Influenza Immunization Definition:

- Procedures (CPT Codes): [BGP CPT FLU]
- Procedures (ICD Codes): POV: [BQI FLU IZ DXS]
- Procedures: [BQI FLU IX PROCEDURES]
- Immunization (CVX Codes): [BGP FLU IZ CVX CODES]

Site Configurable? No

B.14.2 Tooltip Text

An Influenza Immunization is due annually for all high-risk patients.

B.15 HMS Mammogram

B.15.1 Description Field Text

Type: Care Management

Category: HIV

Reminder Name: HMS Mammogram

Default Status: On

Denominator: Female patients with a proposed or accepted tag for HIV OR Active on HMS Register with Diagnosis Category of HIV or AIDS starting at age 50 years through 69 years WITHOUT documented bilateral mastectomy or 2 unilateral mastectomies.

Definition (Frequency): Annually

LOGIC DETAIL:

Mammogram Definition:

- Procedures (CPT Codes): VRad or VCPT [BGP CPT MAMMOGRAM]
- Procedures (ICD Codes): [BGP MAMMOGRAM ICDS]
- Procedure Codes: [BGP MAMMOGRAM PROCEDURES]
- Women's Health: Screening Mammogram, Mammogram Dx Bilat; Mammogram Dx Unilat

Bilateral Mastectomy Definition:

- Procedures (CPT Codes): [BGP BILATERAL MASTECTOMY CPTS]
- Procedures Codes (ICD Codes): [BGP MASTECTOMY PROCEDURES]

Unilateral Mastectomy Definition:

- Procedures (CPT Codes): BGP UNI MASTECTOMY CPTS]
- Procedure Codes (ICD Codes): [BGP UNI MASTECTOMY PROC]

Site Configurable? No

B.15.2 Tooltip Text

A Mammogram is due annually for all females ages 50-69 without a history of bilateral mastectomy or 2 unilateral mastectomies.

B.16 HMS Pap Smear

B.16.1 Description Field Text

Type: Care Management

Category: HIV

Reminder Name: HMS Pap Smear

Default Status: On

Denominator: Female patients with a proposed or accepted tag for HIV OR Active on HMS Register with Diagnosis Category of HIV or AIDS

starting at age 18 years through 64 years WITHOUT a documented hysterectomy

Definition (Frequency): Variable

- Every 6 months if most recent CD4 Absolute Count is less than 200
- Annually if most recent CD4 Absolute Count is greater than or equal to 200

LOGIC DETAIL:

Pap Smear Definition:

- Procedures (CPT Codes): [BGP CPT PAP]
- Procedures (ICD Codes): POV [BGP PAP SMEAR DXS]
- Procedure Codes: V Procedure 91.46 [BGP PAP PROCEDURES]
- LOINC Codes: V Lab as predefined in [BGP PAP LOINC CODES]
- Site Defined Lab Tests: V Lab site-defined in [BGP PAP SMEAR TAX]
- Women's Health: Any procedure called Pap Smear

Hysterectomy Definition:

- Procedures (CPT Codes): [BGP HYSTERECTOMY CPTS]
- Procedures:[BGP HYSTERECTOMY PROCEDURES]
- Procedures (ICD Codes): POV [BGP HYSTERECTOMY DXS]

CD4 Absolute Count Definition:

- Procedures (CPT Codes): [BKMV CD4 ABS CPTs]
- LOINC Codes: [BKMV CD4 ABS LOINC CODES]
- Site Defined Lab Tests: [BKMV CD4 ABS TESTS TAX]

Site Configurable? No

B.16.2 Tooltip Text

A Pap Smear is due: 1) every 6 months for females ages 18-64 if most recent CD4 Absolute Count is less than 200; 2) annually for females ages 18-64 if most recent CD4 count is greater than or equal to 200.

B.17 HMS Pneumovax Immunization

B.17.1 Description Field Text

Type: Care Management

Category: HIV

Reminder Name: Pneumovax Immunization

Default Status: On

Denominator: Patients with a proposed or accepted tag for HIV OR Active on HMS Register with Diagnosis Category of HIV or AIDS

Definition (Frequency): Every 5 years

LOGIC DETAIL:

Pneumococcal Immunization Definition:

- Procedures (CPT Codes): [BGP PNEUMO IZ CPTS]
- Procedures (ICD Codes): POV [BQI PNEUMO IZ DXS]
- Procedures: [BQI PNEUMO IZ PROCEDURES]
- Immunization (CVX Codes): [BKM PNEUMO IZ CVX CODES]

Site Configurable? No

B.17.2 Tooltip Text

A Pneumovax Immunization is due every 5 years for all patients.

B.18 PPD Test (TB)

B.18.1 Description Field Text

Type: Care Management

Category: HIV

Reminder Name: PPD Test (TB)

Default Status: On

Denominator: Patients with a proposed or accepted tag for HIV OR Active on HMS Register with Diagnosis Category of HIV or AIDS

AND

Without documentation of:

- history of Tuberculosis diagnosis ever
- history of treatment for Tuberculosis ever
- history of positive PPD results (Positive defined as: Positive in the Results field or greater than 5 in the Reading field)

Definition (Frequency): Annually

LOGIC DETAIL:

PPD Test Definition:

- Procedures (CPT Codes): [BKM PPD CPTS]
- Procedures (ICD Codes): [BKM PPD ICDS]
- LOINC Codes: [BKM PPD LOINC CODES]
- Site Defined: [BKM PPD TAX]

Tuberculosis Diagnosis Definition

- Diagnosis (ICD Codes): POV or Problem List [DM AUDIT PROBLEM TB DXS]

Tuberculosis Treatment Definition:

- Medications (NDC Codes): [BKM TB MED NDCS]
- Site Defined Medications: [BKM TB MEDS]

Site Configurable? No

B.18.2 Tooltip Text

A PPD Skin Test is due annually for all patients WITHOUT a history of: 1) treatment for TB; 2) previous positive PPD results.

B.19 Syphilis (RPR) Test

B.19.1 Description Field Text

Type: Care Management

Category: HIV

Reminder Name: Syphilis (RPR) Test

Default Status: On

Denominator: Patients with a proposed or accepted tag for HIV OR Active on HMS Register with Diagnosis Category of HIV or AIDS

AND/OR

With a history of POV diagnosis of Chlamydia, Gonorrhea, Trichomoniasis or other STDs WITHOUT a negative Syphilis test since the diagnosis

OR

With a history of positive test results for Chlamydia or Gonorrhea since date of last Syphilis test

Definition (Frequency): Variable

- Now if there has been a diagnosis of either Gonorrhea, Chlamydia, Trichomoniasis or other STD since the most recent Syphilis test
- Now if there has been a positive test result for either Chlamydia or Gonorrhea since the most recent Syphilis test

OR

- Annually

LOGIC DETAIL:

RPR (Syphilis) Test Definition:

- Procedures (CPT Codes): [BKM RPR CPTS]
- LOINC Codes: [BKM RPR LOINC CODES]
- Site Defined Lab Tests: [BKM RPR TAX]

Gonorrhea Test:

- Procedures (CPT Codes): [BKM GONORRHEA TESTS CPTS]
- LOINC Codes: [BKM GONORRHEA LOINC CODES]

- Site Defined Lab Tests: [BKM GONORRHEA TEST TAX]

Chlamydia Test Definition:

- Procedures (CPT Codes): [BGP CHLAMYDIA CPTS]
- LOINC Codes: [BGP CHLAMYDIA LOINC CODES]
- Site Defined Lab Tests: [BGP CHLAMYDIA TESTS TAX]

Gonorrhea Diagnosis Definition:

- Diagnosis (ICD Codes): POV or Problem List [BKM GONORRHEA DXS]

Chlamydia Diagnosis Definition:

- Diagnosis (ICD Codes): POV or Problem List [BKM CHLAMYDIA DXS]

Trichomoniasis Diagnosis Definition

- Diagnosis (ICD Codes): POV or Problem List [BKM TRICHOMONIASIS DXS]

Other STD Diagnosis Definition

- Diagnosis (ICD Codes): POV or Problem List [BKM OTHER STD DXS]

Site Configurable? No

B.19.2 Tooltip Text

An RPR Syphilis Test is due: 1) immediately after infection with Gonorrhea, Chlamydia, Trichomoniasis or other sexually transmitted infection; 2) annually for all patients.

B.20 Safe Sex Education

B.20.1 Description Field Text

Type: Care Management

Category: HIV

Reminder Name: Safe Sex Education

Default Status: On

Denominator: Patients with a proposed or accepted tag for HIV OR Active on HMS Register with Diagnosis Category of HIV or AIDS starting at age 13 years

Definition (Frequency): Every 6 months

LOGIC DETAIL:

Safe Sex Education Definition:

- Patient Education Codes: V PED STD-P, STI-P, HIV-P, FP-FC, MH-RS, WL-SX,WH-RS, ATO-LA, HEP-P, HEP-LA [BKM SAFE SEX ED CODES]

Site Configurable? No

B.20.2 Tooltip Text

Safe Sex Education is due every 6 months for all patients starting at age 13 years.

B.21 Tetanus Immunization

B.21.1 Description Field Text

Type: Care Management

Category: HIV

Reminder Name: Tetanus Immunization

Default Status: On

Denominator: Patients with a proposed or accepted tag for HIV OR Active on HMS Register with Diagnosis Category of HIV or AIDS

Definition (Frequency): Every 10 years

LOGIC DETAIL:

Tetanus Immunization Definition:

- Procedures (CPT Codes): [BKM TETANUS IZ CPTS]
- Procedures (ICD Codes): [BKM TETANUS IZ DXS]

- Procedure Codes: [BKM TETANUS IZ PROCEDURES]
- Immunization (CVX Codes): [BKM TETANUS IZ CVX CODES]

Site Configurable? No

B.21.2 Tooltip Text

A Tetanus Immunization is due every 10 years for all patients.

B.22 Toxoplasmosis

B.22.1 Description Field Text

Type: Care Management

Category: HIV

Reminder Name: Toxoplasmosis Test

Default Status: On

Denominator: Patients with a proposed or accepted tag for HIV OR Active on HMS Register with Diagnosis Category of HIV or AIDS

AND

Without a history of positive Toxoplasmosis test

Definition (Frequency): Annually

LOGIC DETAIL:

Toxoplasmosis Test Definition:

- Procedures (CPT Codes): [BKM TOXOPLASMOSIS CPTS]
- LOINC Codes: [BKM TOXOPLASMOSIS LOINC CODES]
- Site Defined: [BKM TOXOPLASMOSIS TESTS TAX]

Site Configurability: No

B.22.2 Tooltip Text

A Toxoplasmosis test is due annually for all patients WITHOUT a history of positive Toxoplasmosis test

B.23 HIV Viral Load Test

B.23.1 Description Field Text

Type: Care Management

Category: HMS

Reminder Name: HIV Viral Load Test

Status: On

Denominator: Patients with a proposed or accepted tag for HIV OR Active on HMS Register with Diagnosis Category of HIV or AIDS

Definition (Frequency): Every 4 months

LOGIC DETAIL:

HIV Viral Load Test Definition:

- Procedures (CPT Codes): [BGP HIV VIRAL LOAD CPTS]
- LOINC Codes: [BGP VIRAL LOAD LOINC CODES]
- Site Defined Lab Tests: [BGP HIV VIRAL LOAD TAX]

Site Configurable? No.

B.23.2 Tooltip Text

An HIV Viral Load Test is due every 4 months for all patients.

Appendix C: CDC Clinical Classification

Classification of HIV disease can be undertaken for several purposes and should be distinguished from disease staging. Staging is disease classification that aims primarily to make groupings that have different prognosis and can be used in guiding treatment decisions. A number of classification and staging systems have been proposed for HIV disease, but the classification scheme constructed by the Centers for Disease Control and Prevention (CDC) has gained the widest acceptance.

The current CDC classification system, from the revision in 1993, combines three categories of the CD4 count with three symptom categories. It was first put forth as a categorization of HIV-related signs and symptoms and was explicitly for “public health purposes” and not intended as a staging system, although it is frequently treated as such. The CDC proposed that it be used to “guide clinical and therapeutic actions in the management of HIV-infected adolescents and adults.”

The three categories relating to the CD4+ cell count:

- Category 1 includes counts of 500 or more cells per microliter
- Category 2 includes counts from 200 to 499
- Category 3 includes counts below 200 cells

The three clinical categories for people who test HIV-positive:

- Category A includes individuals who have been asymptomatic except for persistent generalized lymphadenopathy and/or seroconversion syndrome.
- Category B comprises those who have never had an AIDS-defining illness but have had some of the less serious complications of HIV infection, including oral or vaginal candidiasis, constitutional symptoms such as fever or persistent diarrhea, oral hairy leukoplakia, herpes zoster, idiopathic thrombocytopenic purpura, listeriosis, peripheral neuropathy, cervical dysplasia, bacillary angiomatosis, or pelvic inflammatory disease.
- Category C is used to describe those who have had one or more of the AIDS-defining illnesses.

The use of both the CD4+ cell count and clinical categories provides shorthand for where the patient stands in the course of the HIV/AIDS continuum. A person placed in Category A1 has the least immune damage and fewest clinical complications; someone scoring C3 is seriously ill. Anyone placed in Category 3 and/or Category C has an AIDS diagnosis under the 1993 CDC case definition. A somewhat different classification scheme is used for pediatric cases: three classes using the letter P for pediatric matched with the numeral 0, 1, or 2 to indicate the stage, along with subclasses and categories of specific types of diseases.

While there are guidelines in place, assignation of this classification is made only after clinical evaluation. The decision of which category to assign is always made by a clinical person.

The table below provides a summary of the CDC clinical classification. The sections following describe these classifications in more detail.

A1	Asymptomatic HIV infection + CD4 count > or = 500
A2	Asymptomatic HIV infection + CD4 count between 200 and 499
A3	Asymptomatic HIV infection + CD4 count less than 200
B1	Symptoms attributable to HIV infection + CD4 count >= 500
B2	Symptoms attributable to HIV infection + CD4 count between 200-499
B3	Symptoms attributable to HIV infection + CD4 count less than 200
C1	AIDS defining condition(s) + CD4 count > or = 500
C2	AIDS defining condition(s) + CD4 count between 200 and 499
C3	AIDS defining condition(s) + CD4 count less than 200

The definitions of the three **CD4 count categories** are as follows:

Category 1: > 500 cells/mm³ (or CD4% > 28%)

Category 2: 200-499 cells/mm³ (or CD4% 14% - 28%)

Category 3: < 200 cells/mm³ (or CD4% < 14%)

The lowest, most accurate CD4 count should be used for classification purposes. This will not necessarily be the most recent count but the most representative for the time frame being evaluated. This is a modifiable field and the user should expect to re-evaluate and change this frequently.

The definitions of the three **clinical condition categories** are as follows:

Category A: Asymptomatic HIV infection; persistent generalized lymphadenopathy; acute, primary HIV infection with accompanying illness or history of acute HIV infection.

Category B: Symptomatic conditions in an HIV-infected adolescent or adult that are not included among conditions listed in clinical Category C and that meet at least one of the following criteria: (a) the conditions are attributed to HIV infection or are indicative of a defect in cell-mediated immunity; or (b) the conditions are considered by physicians to have a clinical course or to require management that is complicated by HIV infection. Examples of conditions in clinical category B include but are not limited to are:

- Bacillary angiomatosis
- Candidiasis, oropharyngeal (thrush)

- Candidiasis, vulvovaginal; *persistent, frequent, or poorly responsive to therapy*
- Cervical dysplasia (*moderate or severe*)/*cervical carcinoma in situ*
- Constitutional symptoms, *such as fever (38.5 degrees centigrade) or diarrhea lasting greater than 1 month*
- Hairy leukoplakia, oral
- Herpes zoster (shingles), *involving at least two distinct episodes or more than one dermatome*
- Idiopathic thrombocytopenic purpura
- Listeriosis
- Pelvic inflammatory disease, *particularly if complicated by tubo-ovarian abscess*
- Peripheral neuropathy

Category C: Any incidence of one or more of the clinical conditions listed in the 1993 AIDS surveillance case definition, i.e., AIDS Defining Illnesses (Section A.2 provides information about AIDS Defining Illnesses). For classification purposes, once a Category C condition has occurred, the person will remain in Category C.

A patient's clinical classification is dynamic. You can see from the definitions above that the numeric portion of the classification (1, 2, or 3) could change at each visit depending on the CD4 count. The alpha portion of the classification can change or progress from A to B to C but it cannot go back from C to B to A. In other words, once a patient has been assigned to the C classification which indicates AIDS, the clinical classification will never revert to an HIV classification even if the condition improves.

Appendix D: Medications

D.1 ARAV/HAART Definitions

ARV (Antiretroviral Therapy)/HAART (Highly Active Antiretroviral Therapy) is a specific treatment regimen defined as:

- 2 or more NRTI (M.03) together with at least one NNRTI (M.02) or PI (M.05)

OR

- 2 or more PIs (M.05) with at least 1 NRTI (M.03)

OR

- at least 3 NRTIs (M.03)

D.2 Medication Categorization for Taxonomy Setup

Use the following medication list to assist you in setting up the medication taxonomies that are used by the HIV Management System. The following lists the medications that are commonly prescribed for each of the categories.

You should work with a pharmacist to determine which medications are available and how they are categorized at your facility.

	NRTI MEDS	NNRTI MEDS	NRTI COMBO	NRTI/ NNRTI	PI MEDS	PI BOOSTER	EI MEDS	II MEDS	PCP PROPH MEDS	MAC PROPH MEDS	TB MEDS
Abacavir (Ziagen, ABC)	X										
Didanosine (Videx, Videx EC)	X										
Emtricitabine (Emtriva)	X										
Lamivudine (EpiVir)	X										
Lamivudine/Abacavir (Epzicom)	X										
Stavudine (Zerit)	X										
Tenofovir (Viread)	X										

	NRTI MEDS	NNRTI MEDS	NRTI COMBO	NRTI/ NNRTI	PI MEDS	PI BOOSTER	EI MEDS	II MEDS	PCP PROPH MEDS	MAC PROPH MEDS	TB MEDS
Zalcitibine (Hivid)	X										
Zidovudine (Retrovir)	X										
Zidovudine/Lamivudine (Combivir)	X										
Zidovudine/Lamivudine/Abacavir (Trizivir)	X										
Delaviridine (Rescriptor)		X									
Efavirenz (Sustiva)		X									
Nevirapine (Viramune)		X									
Etravirine (TMC-125) (Intelence)		X									
Tenofovir/Emtricitabine (Truvada)			X								
Tenofovir/Emtricitabine/Efavirenz (Atripla)				X							
Amprenavir (Agenerase)					X						
Atazanavir (Reyataz)					X						
Fosamprenavir (Lexiva)					X						
HGC Saquinavir (Invirase)					X						
Indinavir (Crixivan)					X						
Lopinavir/Ritonavir (Kaletra)					X						
Nelfinavir (Viracept)					X						
SCG Saquinavir (Fortovase)					X						
Tipranovir (Aptivus)					X						
Darunavir (Prezista)					X						
Ritonavir (Norvir)						X					
Enfuvirtide (Fuzeon)							X				
Maraviroc (Selzentry)							X				
Raltegravir (Isentress)								X			
Atovaquone (Mepron)									X		
Dapsone									X		

	NRTI MEDS	NNRTI MEDS	NRTI COMBO	NRTI/ NNRTI	PI MEDS	PI BOOSTER	EI MEDS	II MEDS	PCP PROPH MEDS	MAC PROPH MEDS	TB MEDS
Pentamidine, Pentam 300, Pentacarinate (NebuPent)									X		
Sulfamethaxazole & Trimethoprim/Cotrimoxazole (Bactrim; Septra)									X		
Trimethoprim (Proloprim, Trimex)									X		
Trimetrexate, Glururonate &Leucovorin (Neutrexin)									X		
Azithromycin (Zithromax)										X	
Clarithromycin (Biaxin, Klacid)										X	
Rifabutin (Mycobutin, Ansamycin)										X	
Ethambutol (Myambutol)											X
Isoniazid (INH)											X
Pyrazinamide											X
Rifamate											X
Rifampin											X
Rifater											X
Streptomycin											X

Appendix E: Quality of Care Logic

The Quality of Care report provides a snapshot of the status of key care indicators for HIV/AIDS patients in the past 12 months. The general format is based on HIVQual, a HRSA-sponsored program built upon a model of quality improvement consultation that was developed in New York State. The goal of the HIVQual Continuous Quality Project is to improve the quality of care delivered to persons with HIV.

Users select an end date for the report, usually “today,” and the report will display the status and categorization of the various elements listed above for the patients you have chosen to include in the report. The patients are selected from an iCare panel, either created by or shared with the user. iCare users will then select one of three ways to further define the denominator for this report.

E.1 Denominator and Numerator Definitions

Denominator

- 1) Patients who have an Active HMS Register Status with HMS Dx Category values empty, HIV or AIDS (i.e., no “At Risk” patients)
 - 2) Patients who have a Proposed or Accepted Dx tag of HIV/AIDS (user selects either or both Tag Status)
- or
- 3) Specified (by highlighting) patients on this particular panel.

Any denominator is filtered automatically by the following logic: patients must have at least one HIV/AIDS POV or Active Problem List or HMS Initial HIV Dx Date or HMS Initial AIDS Dx Date 6 months or more prior to report end date. Patient names selected by the user that do not meet these criteria will be identified on the report.

Numerator

- 1) Gender breakdowns: 1A) Male patients; and 1B) Female patients.
- 2) Age breakdowns: 2A) younger than (<) 15; 2B) ages 15 through 44; 2C) ages 45 through 64; and 2D) older than 64. Age of patient is determined as of Report End date.
- 3) Most recent CD4 count in 4 months prior to end of Report period: Total # of patients reviewed with any completed CD4 test (either CD4 All (T.2) or CD4 Absolute (T.1)). 3A) CD4 Absolute (T.1) results less than (<) 50. 3B) CD4 Absolute (T.1) results equal to or greater than (=>) 50 and less than (<) 200. 3C) CD4 Absolute (T.1) results => 200. 3C) # with undetermined results.
- 4) Counts number of patients with a visit every 4 months. This is broken down into those patients with only a CD4 lab test, patients with only a Viral Load lab test and patients with both a CD4 and a Viral Load lab test.

- 5) Counts number of patients with a visit every 6 months. This is broken down into those patients with only a CD4 lab test, patients with only a Viral Load lab test and patients with both a CD4 and a Viral Load lab test.

6) ARV Management

Total number of patients on HAART. HAART regimen can be defined by an Active or Chronic (not Discontinued or Expired) prescription for one of the following 9 regimens:

- At least 1 PI (M.05) medication AND 2 NRTI (M.03) medication
- At least 1 PI (M.05) medication AND 1 NRTI Combo (M.12) medication
- At least 2 NRTI (M.03) medications AND 1 NNRTI (M.02) medication
- At least 1 NRTI Combo (M.12) medication AND 1 NNRTI (M.02) medication
- At least 1 EI (M.09) medication AND 2 of any NNRTI (M.02); NRTI (M.03); OR PI (M.05) medications
- At least 1 EI (M.09) medication AND 1 NRTI Combo (M.12) medication
- At least 1 II (M.10) medication AND 2 of any NNRTI (M.02); NRTI (M.03); OR PI (M.05) medications
- At least 1 II (M.10) medication AND 1 NRTI Combo (M.12) medication
- At least 1 NRTI/NNRTI (M.11) medication

Each patient on HAART has their CD4 and Viral Load lab tests broken down by result:

- CD4 0-199
- CD4 200-349
- CD4 350-499
- CD4 ≥ 500
- Viral < 400
- Viral ≥ 400
- Viral Load not assessed in past 6 months

- 7) Total number of patients NOT on HAART with their CD4 lab tests broken down by result:

- CD4 0-199
- CD4 200-349
- CD4 350-499
- CD4 ≥ 500

- 8) RPR (Rapid plasma reagin) (Syphilis screening): # with RPR or FTA-ABS (T.22 & T.09) completed or refused in year prior to end of report period. Use most recent results or refusal, if more than 1 test in the timeframe, to categorize as follows: 5A) # reactive (positive) tests r or R or Reactive; wr or WR or Weakly Reactive. 5B) # Non-reactive tests. n or N or Nonreactive. 5C) Undetermined values. 5D) Refused (Refusal type REF) 5E) NMI (Not Medically Indicated) (Refusal type NMI).
- 9) Chlamydia: # with Chlamydia test (T.3) completed or refused in year prior to end of report period. Use most recent results or refusal, if more than 1 test in the timeframe, to categorize as follows: 6A) # Females. 6B) # Males. 6C) # positive tests p or P or Positive or POS. 6D) # Negative tests n or N or Negative or NEG. 6E) Undetermined values. 6F) Refused (Refusal type REF). 6G) NMI (Not Medically Indicated) (Refusal type NMI).
- 10) Gonorrhea: # with gonorrhea test (T.10) completed or refused in year prior to end of report period. Break the total number in the Numerator into # Males and # Females. Use most recent results or refusal, if more than 1 test in the timeframe, to categorize as follows: 7A) # Females. 7B) # Males. 7C) # positive tests p or P or Positive or POS. 7D) # Negative tests n or N or Negative or NEG 7E) Undetermined values. 7F) Refused. 7G) NMI (Not Medically Indicated)
- 11) Tuberculosis Status: Total # of patients who needed PPD during Report Year, i.e., year previous to the end of the Report Period. Defined as including patients with 1) No TB diagnosis ever (DX.14); 2) No PPD ever; 3) no positive PPD results (T.21) on test performed more than one year previous to the end of the Report period, i.e., before the Report Year (see #8B below for definition of “positive”; or 4) No history of TB treatment (M.08) before the Report Year;

Use most recent results or refusal, if more than 1 test in the timeframe, to categorize as follows:

8A) # PPD received or refused (T.21) in previous year, regardless of result, with percentage of denominator Need PPD.

8B) # with positive PPD results in Report year, with percentage of denominator # PPD received. “Positive” result is defined as 1) Result field containing “p” or “P” or “POS” or “positive” or “+”; or 2) no value in Result field but Reading field ≥ 5 .

8C) # from 8B who had treatment given (M.08) or refused treatment or treatment contraindicated ON or AFTER date of positive PPD result, with percentage of denominator Pos PPD.

8D) # with negative PPD results in previous year, with percentage of denominator # PPD received. “Negative” result defined as 1) Result field containing “n” or “-” or “N” or “NEG” or “negative” or “0”; or 2) no value in Result field but Reading field < 5 .

8E) # who have documented PPD refusals, with percentage of denominator # PPD received. If the most recent test is a refusal, look for a previous test within the time frame and categorize as above. If only the refusal exists, categorize here as a refusal. (NOTE: this logic was not provided on the original document, but was included on the format layout.)

8F) # with undetermined results in previous year, with percentage of denominator # PPD received.

- 12) Lipids Screening: Total # of patients with Lipid Profile (T.30) completed or refused in year prior to end of report period. Use most recent panel or refusal, if more than 1 panel in the timeframe. Further categorize by: 9A) # of patients who had a Lipid panel AND are receiving any ARVs (M.02; M.03; M.05; M.09; M.10; M.11; M12; M13); 9B) # of refusals
- 13) Colorectal Cancer Screen: Total # of patients who needed a Colorectal Cancer (CRC) Screen (S.05) in the 10 years prior to end date of the report. Defined as including patients: 1) Greater than or equal to 50 years of age on the date of the beginning of the report period. 2) No CRC diagnosis ever (DX.18); 3) No history of a total Colectomy (P.06). Use most recent screening or refusal, if more than 1 test in the timeframe, to categorize as follows: 10A) Total # of patients who received or refused CRC Screens in previous 10 years, with percentage of denominator Need CRC; 10B) # of refusals.
- 14) Hepatitis C Screen Baseline: Total # of patients with a Hepatitis C Screen (T.13; T.14) baseline completed ever or refused in past year.
- 15) Pneumovax Status: Total # of patients with 1 pneumovax (IZ.6) documented in the 5 years prior to the end of the Report period OR 2 pneumovax ever OR pneumovax refusal in past year.
- 16) Tetanus Status: Total # of patients with tetanus vaccine (IZ.7) in past 10 years, or contraindicated, or refusal in past year. NOTE: logic for contraindications is not currently provided.
- 17) Eye Exam Status: Total # of patients with any completed or non-DNKA ophthalmology eye exam (P.03) or refusal documented in year prior to end of Report period.
- 18) Dental Exam Status: Total # of patients with any completed or non-DNKA dental exam or refusal (P.02) documented in year prior to end of Report period.
- 19) Pap Smear Status: Total # of female patients ages 19 through 64 with no documented history of Hysterectomy (P.04) with Pap smear (T.20) or refusal documented in 1 year period to end of Report period.
- 20) ARV Therapy: # of patients for whom any ARV medications (M.02; M.03; M.05; M.09; M.10; M.11; M.12 M.13;) have been prescribed (Total of 17A, B, C) as their most recent regimen in 4 months previous to end of Report Period, with percentage of Total Patients.

17A) HAART: # of patients on HAART medications in most recent regimen during past 4 months, with percentage of ARV total. A HAART regimen can be defined by an Active or Chronic (not Discontinued or Expired) prescription for one of the following 9 regimens.

- At least 1 PI (M.05) medication AND 2 NRTI (M.03) medication
- At least 1 PI (M.05) medication AND 1 NRTI Combo (M.12) medication
- At least 2 NRTI (M.03) medications AND 1 NNRTI (M.02) medication
- At least 1 NRTI Combo (M.12) medication AND 1 NNRTI (M.02) medication
- At least 1 EI (M.09) medication AND 2 of any NNRTI (M.02); NRTI (M.03); OR PI (M.05) medications
- At least 1 EI (M.09) medication AND 1 NRTI Combo (M.12) medication
- At least 1 II (M.10) medication AND 2 of any NNRTI (M.02); NRTI (M.03); OR PI (M.05) medications
- At least 1 II (M.10) medication AND 1 NRTI Combo (M.12) medication
- At least 1 NRTI/NNRTI (M.11) medication

17B) Mono therapy: # of patients who have had any one of the ARV medications prescribed for them one at a time in past 4 months. Defined as Active or Chronic (not Discontinued or Expired), with percentage of ARV total.

17C) Other Combination: # of patients who have had any other ARV medication combination (not included in 17A or 17B) prescribed for them in past 4 months. Defined as Active or Chronic (not Discontinued or Expired), with percentage of ARV total.

- 21) PCP Prophylaxis: from # of patients with any CD4 Absolute (T.1) results less than 200 in past 12 months, how many received PCP Prophylaxis (M.04), with percentage of patients (CD4 < 200). Look at date of appropriate CD4 Absolute result (T.1) and count any medications prescribed on or after that date (prior to end of Report period). NOTE: the total number of patients in this value range may be more than the number of patients in the same range documented in the CD4 Lab Exam section, which documents most recent value rather than any value during the time period.
- 22) MAC Prophylaxis: from # of patients with any CD4 Absolute (T.1) results <50 in past 12 months, how many received MAC prophylaxis (M.01), with percentage of patients (CD4 <50). Look at date of appropriate CD4 Absolute (T.1) result and count any medications prescribed on or after that date (prior to end of Report period). NOTE: the total number of patients in this value range may be more than the number of patients in the same range documented in the CD4 Lab Exam section, which documents most recent value rather than any value during the time period.

23) Tobacco Use: Total # of patients screened for tobacco use (S.04) in year prior to end of Report Period.

20A) # patients identified as tobacco users (DX.12) in year prior to end of Report Period.

20B) # counseled about tobacco use (ED.5) in past year.

20C) # identified as not current tobacco users (DX.7) in past year.

20D) # patients with undetermined tobacco use (Total patients minus any patient not categorized in 20A or 20B or 20C.

24) Substance Use: Total # of patients screened for substance use (S.1 and S.3) in year prior to end of Report Period.

The last page of the report will provide an overview of the Report logic and a list of the user-selected patients who were and were not included on the report. The following text and data should be included:

HMS Quality of Care Report.

This report includes all patients who meet the criteria of the selected denominator:

1) HMS Register Status Active with HMS Dx Category values empty, HIV or AIDS (i.e., no “At Risk” patients);

OR

2) Proposed and/or Accepted Dx tag of HIV/AIDS (user selects either or both Tag Status);

OR

3) Specific patients on the grid.

Any denominator is filtered automatically by the following logic: patients must have at least one HIV/AIDS POV or Active Problem List or HMS Initial HIV Dx Date or HMS Initial AIDS Dx Date 6 months or more prior to report end date.

Total Patients Reviewed (All patients in denominator): [#]

Number of Patients included on Report (filtered denominator): [#]

Number of Patients NOT included on Report: [#]

The following user-selected patients are included on this report:

- Name (Last Name, First Middle format)
- HRN

- Age
- Gender
- Current Register Diagnosis
- Initial HIV Diagnosis Date
- Initial AIDS Diagnosis Date
- HIV/AIDS Diagnostic Tag Status

The following user-selected patients are NOT included on this report:

- Name (Last Name, First Middle format)
- HRN
- Age
- Gender
- Current Register Diagnosis
- Initial HIV Diagnosis Date
- Initial AIDS Diagnosis Date
- HIV/AIDS Diagnostic Tag Status

E.2 Sample Format, Quality of Care Audit

[Initials] = initials of user who runs the report

[Denominator Population] is identified from Step 1 above, e.g., HMS Active Patients; All RPMS HIV POV; Patients with Designated Provider [Name]; or Patient Panel [Name]

		Number	Percentage
AA APR 17, 2015 09:16:23 2013 DEMO HOSPITAL HMS CUMULATIVE AUDIT REPORT HIV QUALITY OF CARE HIV Patients HIV/AIDS Diagnostic Tag: Proposed and Accepted PERIOD ENDING: Apr 17, 2015 **** CONFIDENTIAL PATIENT INFORMATION ****			

Total Patients Reviewed: 7			
Number of Patient Included in this Report 6 (Eligible Population)			
Gender:	Male	6	100.0%
	Female	0	0.0%
Age	<15 yrs	0	0.0%
	15-44 yrs	1	16.7%
	45-64 yrs	3	50.0%

>64 yrs	2	33.3%
Visits and Related Labs		
Every 4 months		
Total # of Patients w/ Visits	0	0.0%
Patients w/ only a CD4 Count	0	0.0%
every 4 months		
Patients w/ only a Viral Load	0	0.0%
every 4 months		
Patients w/ both a CD4 Count & a Viral	0	0.0%
Load every 4 months		
Every 6 months		
Total # of Patients w/ Visits	0	0.0%
Patients w/ only a CD4 Count	0	0.0%
every 6 months		
Patients w/ only a Viral Load	0	0.0%
every 6 months		
Patients w/ both a CD4 Count & a Viral	0	0.0%
Load every 6 months		
Number of CD4 counts in Last Time Period	0	
Number of Viral Loads in Last Time Period	0	
ARV Management		
Stable		
Period 1	0	0.0%
Period 2	0	0.0%
Period 3	0	0.0%
Unstable		
Period 1	0	0.0%
Period 2	0	0.0%
Period 3	0	0.0%
End Stage		
Period 1	0	0.0%
Period 2	0	0.0%
Period 3	0	0.0%
Documentation Assessment		
Period 1	0	0.0%
Period 2	0	0.0%
Period 3	0	0.0%
Patients Managed Appropriately	0	0.0%
HAART		
Total number of patients on HAART	0	0.0%
CD4 0-199	0	0.0%
CD4 200-349	0	0.0%
CD4 350-499	0	0.0%
CD4 greater than or equal to 500	0	0.0%
Viral Load less than 400	0	0.0%
Viral Load greater than or equal to 400	0	0.0%
Viral Load not assessed in past 6 months	0	0.0%
NO HAART		
Total # of patients	6	100.0%
CD4 0-199	0	0.0%
CD4 200-349	0	0.0%
CD4 350-499	0	0.0%
CD4 greater than or equal to 500	0	0.0%
Prophylaxis		
PCP	0	0.0%

MAC	0	0.0%
Screening Indicators		
Lipid Profile		
Total # received lipid profile	0	0.0%
Total # on ARV Regimen	0	0.0%
Total # refused Profile	0	0.0%
PPD Screening		
Total # of TB tests needed	4	66.7%
PPD Received	0	0.0%
PPD+	0	0.0%
Treatment Provided	0	0.0%
PPD-	0	0.0%
PPD Refused	0	0.0%
PPD Unknown	0	0.0%
Hepatitis C Screening		
Total # screened	1	16.7%
Syphilis Screening		
Total # screened	0	0.0%
Reactive	0	0.0%
Non-Reactive	0	0.0%
Refused	0	0.0%
NMI	0	0.0%
Undetermined	0	0.0%
Chlamydia Screening		
Total # screened	0	0.0%
Total # of men screened	0	0.0%
Total # of women screened	0	0.0%
Total Positive	0	0.0%
Total Negative	0	0.0%
Total Refused	0	0.0%
NMI	0	0.0%
Undetermined	0	0.0%
Gonorrhea Screening		
Total # screened	0	0.0%
Total # of men screened	0	0.0%
Total # of women screened	0	0.0%
Total Positive	0	0.0%
Total Negative	0	0.0%
Total Refused	0	0.0%
NMI	0	0.0%
Undetermined	0	0.0%
Colorectal Cancer Screening (CRC)		
Total # screenings needed	5	83.3%
CRC screens performed w/in 10yrs prior to the report end date	1	20.0%
CRC screens refused w/in 10 yrs prior to the report end date	0	0.0%
General Medical Care Exams - Yearly		
Ophthalmology care	0	0.0%
Oral Health	0	0.0%
Pap smear (women)	0	0.0%
Vaccination		
Pneumovax w/in 5 yrs of report end date OR 2 ever	2	33.3%
Tetanus w/in 10 yrs of report end date	3	50.0%
Substance Use Screening and Mental Health Screening		
Tobacco Use Screening	0	0.0%
Current Tobacco User	0	0.0%
If Yes, Counseled	0	0.0%

Not a Current User	0	0.0%
Not Documented	0	0.0%
Substance Use Screening	0	0.0%
Mental Health Screening		
Total # Who Received All Components	0	0.0%
Cognitive Function	0	0.0%
Depression	0	0.0%
Anxiety	0	0.0%
Sleep	0	0.0%
Appetite	0	0.0%
Domestic Violence	0	0.0%
Post-Traumatic Stress Disorder	0	0.0%
Psychosocial Assessment	0	0.0%
Patient Education		
Safe Sex education	0	0.0%
Family Planning education	0	0.0%
HIV/AIDS related education	0	0.0%
AA		APR 17, 2015 09:16:23
2013 DEMO HOSPITAL HMS CUMULATIVE AUDIT REPORT HIV QUALITY OF CARE HIV Patients HIV/AIDS Diagnostic Tag: Proposed and Accepted PERIOD ENDING: Apr 17, 2015 **** CONFIDENTIAL PATIENT INFORMATION ****		

HMS Quality of Care Report		
This report includes all patients who meet the criteria of the selected denominator:		
1) HMS Register Status Active with HMS Dx Category values empty, HIV or AIDS (i.e., no "At Risk" patients);		
OR		
2) Proposed and/or Accepted Dx tag of HIV/AIDS (user selects either or both Tag Status);		
OR		
3) Specific patients on the grid.		
Any denominator is filtered automatically by the following logic: patients must have at least one HIV/AIDS POV or Active Problem List or HMS Initial HIV Dx Date or HMS Initial AIDS Dx Date 6 months or more prior to report end date.		
Total patients reviewed (All patients in denominator): 35		
Number of Patients included on Report (filtered denominator): 12		
Number of Patients NOT included on Report: 23		

AA		APR 17, 2015 09:16:23
2013 DEMO HOSPITAL HMS CUMULATIVE AUDIT REPORT		

HIV QUALITY OF CARE
HIV Patients
HIV/AIDS Diagnostic Tag: Proposed and Accepted
PERIOD ENDING: Apr 17, 2015
**** CONFIDENTIAL PATIENT INFORMATION ****

The following user selected patients are included on this report:

PATIENT NAME	HRN	AGE	SEX	REG DX	INITIAL HIV DX DATE	INITIAL AIDS DX DATE	TAG STATUS
TEST,PATIENT AA	nnnnnn	nn	F	HIV	01/01/1981		A
TEST,PATIENT AB	nnnnnn	nn	F	AIDS	01/01/2000	01/01/2000	V
TEST,PATIENT AC	nnnnnn	nn	F	HIV	02/01/2008		V
TEST,PATIENT AD	nnnnnn	nn	M	HIV	08/24/1995		A
TEST,PATIENT AE	nnnnnn	nn	F	AIDS	06/02/2005	06/17/2007	V
TEST,PATIENT AF	nnnnnn	nn	F	HIV	01/01/2006		V
TEST,PATIENT AG	nnnnnn	nn	M	HIV	02/01/2008		V
TEST,PATIENT AH	nnnnnn	nn	F	HIV	02/01/2008		V
TEST,PATIENT AI	nnnnnn	nn	F	HIV	11/01/2001		V
TEST,PATIENT AJ	nnnnnn	nn	M	HIV	12/01/2003		A
TEST,PATIENT AK	nnnnnn	nn	M	AIDS	03/26/2007	05/06/2008	V
TEST,PATIENT AL	nnnnnn	nn	F	HIV	04/05/1968		V

ALA Oct 02, 2008
DEMO HOSPITAL
HMS CUMULATIVE AUDIT REPORT
HIV QUALITY OF CARE
Copy of HMS patients
Active HMS Register Patients
PERIOD ENDING: Oct 01, 2008
**** CONFIDENTIAL PATIENT INFORMATION ****

The following user selected patients are NOT included in the report:

PATIENT NAME	HRN	AGE	SEX	REG DX	INITIAL HIV DX DATE	INITIAL AIDS DX DATE	TAG STATUS
TEST,PATIENT BA	nnnnnn	nn	F				V
TEST,PATIENT BB	nnnnnn	nn	M				V
TEST,PATIENT BC	nnnnnn	nn	F				V
TEST,PATIENT BD	nnnnnn	nn	F	HIV	06/02/2008		V
TEST,PATIENT BE	nnnnnn	nn	M	AIDS	06/02/2008	06/05/2008	V
TEST,PATIENT BF	nnnnnn	nn	F				V
TEST,PATIENT BG	nnnnnn	nn	F	HIV	06/02/2008		V
TEST,PATIENT BH	nnnnnn	nn	F				V
TEST,PATIENT BI	nnnnnn	nn	M				V
TEST,PATIENT BJ	nnnnnn	nn	F				V
TEST,PATIENT BK	nnnnnn	nn	F				V
TEST,PATIENT BL	nnnnnn	nn	M				V
TEST,PATIENT BM	nnnnnn	nn	F				V
TEST,PATIENT BN	nnnnnn	nn	M				V
TEST,PATIENT BO	nnnnnn	nn	F				V
TEST,PATIENT BP	nnnnnn	nn	M				V
TEST,PATIENT BQ	nnnnnn	nn	F				V
TEST,PATIENT BR	nnnnnn	nn	M	HIV	06/03/2008		V
TEST,PATIENT BS	nnnnnn	nn	M	HIV	05/07/2008		V
TEST,PATIENT BT	nnnnnn	nn	F				V
TEST,PATIENT BU	nnnnnn	nn	F	AIDS			V
TEST,PATIENT BV	nnnnnn	nn	M				V

```
TEST,PATIENT BW          nnnnnn nn F          V
          **** END CONFIDENTIAL PATIENT INFORMATION ****
```


Appendix F: HMS Patient Care Supplement

F.1 Supplement Logic

ITEM	DESCRIPTION	HOW DATA OBTAINED FROM RPMS
Report Date	Date Health Supplement was generated	Date Health Supplement was generated
Patient's Name	Last Name, First Name, Middle Initial of patient.	Patient File
HRN	Patient's Health Record Number	Patient Registration
Sex	Gender of patient	Patient Registration
DOB	Patient's date of birth (mmm/dd/yyyy)	Patient Registration
Age	Age of patient in years on the date the summary was generated	Calculated
Designated Primary Care Provider	Name of the Primary Care Provider on the date the Health Supplement was generated	Designated Specialty Provider Management System (DSPM) or Patient File
HIV Provider	Name of the HIV Provider	Designated Specialty Provider Management System (DSPM) or Patient File
HIV Case Manager	Name of HIV Case Manager	Designated Specialty Provider Management System (DSPM) or Patient File
Last Height	The last height in inches and the date of the last height	PCC V Measurement. The last height value in inches and the date of the last height recorded in PCC is displayed
Last Weight	The last weight in pounds and the date of the last weight	PCC V Measurement. The last weight value in pounds and the date of the last weight recorded in PCC is displayed
BMI	The BMI is calculated using the last height and weight data for the patient	Calculated using NHANES II. For ages 18 and under, the most recent height and weight must be taken on the same day. For ages 19 through 50, both the most recent height and weight must be documented within last five years, not required to be on same day. For ages over 50, both the most recent height and weight must be documented within last two years, not required to be on same day. If BMI cannot be calculated, display "BMI cannot be calculated with current data."
Register Diagnosis	Field value and date. Assigned by HMS user.	HMS, field [Register Diagnosis] + [Diagnosis Date]
Register Status	Most recent field value and date assigned.	HMS field [Register status] + [Date assigned]
HIV/ AIDS Diagnostic Tag Status	Most recent field value and date assigned.	iCare field [HIV/ AIDS Diagnostic Tag Status] + [Date Assigned]

ITEM	DESCRIPTION	HOW DATA OBTAINED FROM RPMS
HIV Clinical Classification	Field value and date. The HIV/AIDS related clinical category of either: A-1; A-2; A-3; B-1; B-2; B-3; C-1; C-2; or C-3; as assigned by the HMS user	HMS, field [Clinical Classification] + [Clinical Classification Date]
Diagnosis Comments	Field value and date. Entered by the HMS user	HMS, field [Diagnosis Comment]
Initial HIV diagnosis	Date assigned by HMS user; generally the first recorded date of either a positive HIV test or an HIV diagnosis	HMS, field [Date of Initial HIV Dx] If no field value, use logic provided for field default value. Add [**] at the end of the date value to indicate the value is not in the Register. Otherwise, no value.
Initial AIDS diagnosis	Date assigned by HMS user; the first recorded date of an AIDS diagnosis	HMS, field [Date of Initial AIDS Dx] If no field value, use logic provided for field default value. Add [**] at the end of the date value to indicate the value is not in the Register. Otherwise, no value.
Opportunistic infections / AIDS Defining Illnesses	A list of any incidence of Opportunistic infections (OI) or AIDS Defining Illnesses (ADI) recorded on the patient's Problem List.	The PCC Problem List file is scanned for any diagnoses contained in the DX.1 and DX.8 diagnosis definitions. If found, a list of OI or ADI will be displayed; [Onset date] + [Entry Date] + [ICD9] + [ICD Narrative] + [Provider Narrative] + [Status of Problem]. If the Problem List entry has no onset date, display the Entry date. If the Problem List has an onset date and an entry date that are different, display both dates. Display list in reverse order, most recent first.
State Notification(s)	Status and date the state of residence was notified of HIV/AIDS diagnosis	HMS, field [State Reporting Category] + [State Reporting Status] + [State Reporting Date], if any
Partner Notification	Status whether the patient's partner was notified	HMS, field [Partner Notification Status] + [Date of Assessment]
Last 6 CD4	The six most recent CD4 lab tests and results, if available	Look for the 6 most recent CD4 lab tests not on the same day defined in the T.1 (CD4 Absolute) and T.2 (CD4 All Tests) definitions. For each visit date with any CD4 test, if there is no test that meets the CD4 Absolute definition, then use the CD4 All Tests definition. <i>Only results for CD4 Absolute tests should be displayed.</i> Only display one test for any date; if there are 2 CD4 Absolute tests documented on the same day, display the test with a result. If found, the results (for CD4 Absolute only) and respective dates will be displayed, most recent value first.

ITEM	DESCRIPTION	HOW DATA OBTAINED FROM RPMS
Last 6 HIV/RNA Viral Load	The six most recent HIV/RNA Viral Load lab test results	Look for the 6 most recent lab tests not on the same day contained in the T.26 (HIV Viral Load Tests) definitions. Only display one test for any date; if there are 2 tests documented on the same day, display the test with a result Once found, the results and respective dates will be displayed, most recent value first.
Lipid Profile	The last Lipid Profile Results	Look for the last panel contained in the T.30 (Lipid Profile). Once found, display all tests contained in the panel, if any, for the most recent date. If none found, then the refusals file is scanned for a patient refusal of a Lipid Profile. If a refusal is documented, indicated date and [refusal type] (e.g., REF, NMI) in result label. NOTE: Panels will have multiple line values. Display ALL of the related test data in the panel.
RPR	The last RPR result	Look for the last test contained in the T.22 (RPR) definitions. Once found, the date and results are displayed. Only display one test for any date; if there are 2 tests documented on the same day, display the test with a result. If none found, then the refusals file is scanned for a patient refusal of an RPR. If a refusal is documented, indicate date and [refusal type] (e.g., REF, NMI) in Result label.
PAP Smear	The last Pap Smear result	Look for the last test or procedure contained in the T.20 (Pap Smear) definitions. Once found, the date and results are displayed. Only display one test for any date; if there are 2 tests documented on the same day, display the test with a result. If none found, then the refusals file is scanned for a patient refusal of a Pap Smear. If a refusal is documented, indicate date and [refusal type] (e.g., REF, NMI) in Result label. If patient is Male, display "Not Applicable"
Chlamydia	The last Chlamydia test result	Look for the last test contained in the T.3 (Chlamydia Test) definitions. Once found, the date and results are displayed. Only display one test for any date; if there are 2 tests documented on the same day, display the test with a result. If none found, then the refusals file is scanned for a patient refusal of a Chlamydia Test. If a refusal is documented, indicate date and [refusal type] (e.g., REF, NMI) in Result label.
Gonorrhea	The last Gonorrhea test result	Look for the last test contained in the T.10 (Gonorrhea Test) definitions. Once found, the date and results are displayed. Only display one test for any date; if there are 2 tests documented on the same day, display the test with a result. If none found, then the refusals file is scanned for a patient refusal of a Gonorrhea Test. If a refusal is documented, indicate date and [refusal type] (e.g., REF, NMI) in Result label.

ITEM	DESCRIPTION	HOW DATA OBTAINED FROM RPMS
Hepatitis Panel	<p>The last Hepatitis Panel test results. Depending on the site-specific definition, all or some of the following tests may be displayed.</p> <p>Hepatitis A Antibody (HAAb) IgM antibody; Hepatitis A Antibody (HAAb) IgG Hepatitis B Core Antibody (HbcAb) IgM antibody; Hepatitis C Antibody Hepatitis C Screen Hepatitis C Confirm Hepatitis B surface Antigen (HbsAg). Hepatitis B Surface Antibody (HBs Antibody) Hepatitis B Virus Core Total Antibody</p>	<p>Look for the last panel contained in the T.29 (Hepatitis Panel) definitions. Once found, the dates and results for each element of the panel are displayed respectively. If none found, then the refusals file is scanned for a patient refusal of a Hepatitis Panel. If a refusal is documented, indicate date and [refusal type] (e.g., REF, NMI) in Result label.</p> <p>NOTE: Panels will have multiple line values Display ALL of the related test data in the panel.</p>
Hep A	The most recent Hep A tests not included in a panel	<p>Look for the last test contained in the T.31 (Hepatitis A) definitions. If there was a documented Hepatitis Panel (see above) and the Hep A test date is not later (more recent) than the Panel date, do not display.</p> <p>If found, the date and result are displayed respectively. If more than one test on the same day meets the Hep A definition, display ALL tests names and results.</p> <p>If none found, then the refusals file is scanned for a patient refusal of Hep A. If a refusal is documented, indicate date and [refusal type] (e.g.; REF, NME) in Result label.</p>
Hep B	The most recent Hep B test not included in a panel.	<p>Look for the last test contained in the T.27 (Hepatitis B) definitions. If there was a documented Hepatitis Panel (see above) and the Hep B test date is not later (more recent) than the Panel date, do not display.</p> <p>If found, the date and result are displayed respectively. If more than one test on the same day meets the Hep B definition, display ALL test names and results.</p> <p>If none found, then the refusals file is scanned for a patient refusal of Hep B. If a refusal is documented, indicate date and [refusal type] (e.g., REF, NMI) in Result label.</p>

ITEM	DESCRIPTION	HOW DATA OBTAINED FROM RPMS
Hep C	The most recent Hep C test not included in a panel.	<p>Look for the last test contained in either the T.13 (Hepatitis C Screening) or T.14 (Hepatitis C Confirmatory) definitions. If there was a documented Hepatitis Panel (see above) and the Hep C test date is not later (more recent) than the Panel date, do not display.</p> <p>If found, the dates and results are displayed respectively. If more than one test on the same day meets the Hep C definition, display ALL test names and results.</p> <p>If none found, then the refusals file is scanned for a patient refusal of Hep C. If a refusal is documented, indicate date and [refusal type] (e.g., REF, NMI) in Result label.</p> <p>If the test meets the T.13 Hep C Screening definition, add text “[SCREENING]” to the Hep C: label. If the test meets the T.14 Hep C Confirmatory definition, add “[CONFIRMATORY]” to the label.</p>
CMV	The last <u>Cytomegalovirus</u> test	<p>Look for the last test contained in the T.6 (CMV test) definitions. If found, the date and results are displayed. Only display one test for any date; if there are 2 tests documented on the same day, display the test with a result. If none found, then the refusals file is scanned for a patient refusal of a CMV test. If a refusal is documented, indicate date and [refusal type] (e.g., REF, NMI) in Result label.</p>
Toxoplasmosis	The last Toxoplasmosis test	<p>Look for the last test contained in the T.28 (Toxoplasmosis) definitions. If found, the date and results are displayed. Only display one test for any date; if there are 2 tests documented on the same day, display the test with a result. If none found, then the refusals file is scanned for a patient refusal of a Toxoplasmosis test. If a refusal is documented, indicate date and [refusal type] (e.g., REF, NMI) in Result label.</p>
Cocci test	The last Coccidiomycosis test	<p>Look for the last test contained in the T.7 (Cocci Antibody Screen) definitions. Once found, the date and results are displayed. Only display one test for any date; if there are 2 tests documented on the same day, display the test with a result. If none found, then the refusals file is scanned for a patient refusal of a Cocci test. If a refusal is documented, indicate date and [refusal type] (e.g., REF, NMI) in Result label.</p>

ITEM	DESCRIPTION	HOW DATA OBTAINED FROM RPMS
PPD Skin Test	The date of the last PPD applied and read	Look for the last test contained in the T.21 (PPD (Tuberculosis Test)) definitions. Once found, the date and results are displayed. Only display one test for any date; if there are 2 tests documented on the same day, display the test with a result. If none are found, then the PCC V POV are scanned for a diagnosis of V74.1 If one is found, the date is displayed along with a phrase "(by Diagnosis)". If none found, then the refusals file is scanned for a patient refusal of a PPD test. If a refusal is documented, indicate date and [refusal type] (e.g., REF, NMI) in Result label.
HIV Phenotype	HIV Phenotype Testing	Look for the last 5 tests contained in the T.16 (HIV Phenotype) definitions. If found, display [Yes] + [Date] for each test. Do not display the results
HIV Genotype	HIV Genotype Testing	Look for the last 5 tests contained in the T.15 (HIV Genotype) definitions. If found, display [Yes] + [Date] for each test. Do not display the results.
Pneumococcal Immunization	The date of the last Pneumococcal Immunization given	Look for last immunization defined in IZ.6 (Pneumococcal) definitions. If found, the date is displayed. If none is found, the refusals file is checked to see if a refusal of a pneumococcal immunization is documented. If so, indicate date and [refusal type] (e.g., REF, NMI) in Result label.
Influenza Vaccine	The date of the last Influenza Vaccine given	Look for the last immunization contained in the IZ.5 (Influenza IZ) definitions. If found, the date is displayed. If none is found, the refusals file is checked to see if a refusal of an influenza immunization is documented. If so, indicate date and [refusal type] (e.g., REF, NMI) in Result label.
Hepatitis A Diagnosis and/or Immunizations	The dates of any Hep A diagnosis and/or the last 2 Hepatitis A Immunizations given	Look for most recent documented Hep A diagnosis (DX.5) in POV or Active Problem List and display, if any. Display the DX label even if no date is available. Look for the last 2 documented immunizations not on the same date contained in the IZ.3 (Hep A) definitions. The dates of the last 2 immunizations are displayed, most recent first. If only 1 immunization is documented, that date will be displayed. If none are found, the refusals file is checked to see if a refusal of a Hepatitis A Vaccine is documented. If so, indicate date and [refusal type] (e.g., REF, NMI) in Result label.

ITEM	DESCRIPTION	HOW DATA OBTAINED FROM RPMS
Hepatitis B Diagnosis and/or Immunizations	The dates of any Hep B diagnosis and/or the last 3 Hepatitis B Vaccines given	Look for most recent documented Hep B diagnosis (DX.15) in POV or Active Problem List and display, if any. Display the DX label even if no date is available Look for the last 3 documented immunizations not on the same date contained in the IZ.4 (Hep B) definitions. The dates of the last 3 immunizations are displayed, most recent first. If only 1 or 2 immunizations are documented, then those dates will be displayed. If none are found, the refusals file is checked to see if a refusal of a Hepatitis B Vaccine is documented. If so, indicate date and [refusal type] (e.g., REF, NMI) in Result label.
Tetanus Vaccine	The date of the last Tetanus vaccine given	Look for the last immunization contained in IZ.7 (Tetanus) definitions. If found, the date is displayed. If none is found, the refusals file is checked to see if a refusal of a tetanus immunization is documented. If so, indicate date and [refusal type] (e.g., REF, NMI) in Result label.
ARV Appropriate	Display for the last 6 months any of the 3 field values associated with whether ARV is appropriate for the patient	HMS: If any value in [ARV Appropriate] field, display [Date] + [ARV Appropriate] + [ARV Not Appropriate Reasons] + {ARV Comment} – because these are visit-related fields, there may be multiple values – display any values for last 6 months, with most recent at top
ARV Adherence	Display for the last 6 months any of the 2 fields associated with whether patient is adherent with ARV regimen.	HMS: If any value in [ARV Adherent] field, display [Date] + [ARV Adherent] + [ARV Adherent Comment] – because these are visit-related fields, there may be multiple values – display any values for last 6 months, with most recent at top
Current ARV Medications	A list of ARV medications filled in past 6 months	Look for any (non discontinued) prescriptions filled in the prior 6 months for medications defined in M.02 (NNRTIs), M.03 (NRTIs), M.05 (PIs) and M.09 (EIs); M.10 (IIs); M.11 (NRTI/NNRTIs); M.12 (NRTI Combo) and M.13(PI Booster). The names of each individual medication, date last filled, SIG and quantity will be displayed. List by date filled, with most current at top. If none are found, the refusal file is scanned for any refusal of any ARV medications. If found, indicate date and [refusal type] (e.g., REF, NMI) in Result label.

ITEM	DESCRIPTION	HOW DATA OBTAINED FROM RPMS
MAC and PCP Prophylaxis	A list of medications prescribed in the past 6 months for the prevention of MAC (Disseminated Mycobacterium Avium Complex) or PCP (Pneumocystis Carinii Pneumonia)	Look for any prescriptions filled in the prior 6 months for medications defined in M.01 (MAC Proph) or M.04 (PCP Prophylaxis) definitions. The names of each individual medication and the date last filled, SIG and quantity will be displayed. If none are found, the refusal file is scanned for any refusal of MAC pr PCP Prophylaxis medications. If found, indicate date and [refusal type] (e.g., REF, NMI) in Result label.
Depression Screening	Date the patient was most recently screened for Depression in the past year.	Look for the last depression screening in the past year contained in the S.2 (Depression Screen) definitions. If found, display date, code type and identifying code (e.g., POV, Patient Education code, etc.)
IPV/DV Screening	Date the patient was most recently screened for Intimate Partner/Domestic Violence in the past year.	Look for the most recent IPV/DV screening in the past year contained in the S.6 (IPV/DV Screen) definitions. If found, display date, code type and identifying code (e.g., POV, Patient Education code, etc.) If patient is Male, display "Not Applicable"
Alcohol Screening	Date the patient was most recently screened for alcohol use in the past year.	Look for the last alcohol screening in the past year contained in the S.1 (Alcohol Screen) definitions. If found, display date, code type and identifying code (e.g., POV, Patient Education code, etc.)
Dilated eye exam	The date of the most recent dilated eye exam in the past year.	Look for the most recent dilated eye exam performed in the past year, defined as P.03 (Eye Exam) in definitions table. If found, display date. If none is found, the refusal file is checked to see if a refusal of the dilated eye exam is documented. If so, indicate date and [refusal type] (e.g., REF, NMI) in Result label.
Dental exam	Date of most recent documented dental exam.	Look for the most recent dental exam performed in the past year, defined as P.02 (Dental Exam) in definitions table. If found, display date. If none is found, the refusal file is checked to see if a refusal of the dilated eye exam is documented. If so, indicate date and [refusal type] (e.g., REF, NMI) in Result label.
Mammogram:	Date of most recent documented mammogram in the past year.	Look for the most recent mammogram performed in the past year, defined as P.05 (Mammogram) in definitions table. If none is found, the refusal file is checked to see if a refusal of the dilated eye exam is documented. If so, indicate date and [refusal type] (e.g., REF, NMI) in Result label. If patient is Male, display "Not Applicable"

ITEM	DESCRIPTION	HOW DATA OBTAINED FROM RPMS
HIV-related education	List any patient education provided in the past year that is related to HIV	Look for any patient education documented in the past year defined in ED.1 (Family Planning), ED.2 (HIV), ED.3 (Safe Sex), or ED.4 (STD) definitions. If found, display date, + POV and Provider Narrative – OR Patient Education topic and provider initials.
HIV-related Reminders	List any reminders here in due date order, beginning with overdue	Look at all HMS related reminders and display all in order of most overdue first. Display [Name of Reminder] + [Date Last Done] + [Date Due]. Dates are displayed in mm/dd/yyyy format. If there is no 'Date last done' leave a blank space NOTE: For PPD reminder, if patient has a history of Tuberculosis diagnosis (DX14) or history of positive PPD test (T.21), display [Name of Reminder (PPD)] + [the phrase "Diagnosis"] + [Date (if known)]. Positive PPD test results are defined in the reminder logic

F.2 Flow Sheet Logic

Look for the six most recent HIV Viral Load lab tests WITH RESULTS contained in the T.26 (HIV Viral Load Tests) definitions.

Look for the 6 most recent CD4 lab tests WITH RESULTS defined in the T.1 (CD4 Absolute Tests) and T.2 (CD4 Tests) definitions.

Display the results in columns associated with the date of the lab test. If both tests are within 7 days of each other, they can counted in the same column. Some columns may only have one test. Only 6 columns can be displayed, so not all of the “found” lab values may be used.

List all ARV medications for this patient active on each of the column dates. ARV medications are defined in M.02 (NNRTIs), M.03 (NRTIs), M.05 (PIs) and M.09 (EIs); M.10 (IIs); M.11 (NRTI/NNRTI); M.12 (NRTI Combo); M.13 (PI Booster)

“Active” medication is defined as:

- Has not been discontinued as of column date (NOTE: a single prescription may be “active” for one date and discontinued by the second date)
- [Date filled] + [Days] equals or is greater than column date

F.3 Example

<p>***** CONFIDENTIAL PATIENT INFORMATION -- 03/13/2008 1:37 PM [CG] ***** ***** HMS PATIENT CARE SUPPLEMENT *****</p> <p>Report Date: 03/13/2008 Page: 1</p>

Patient's Name: MOUSE, MICKEY HRN: 111111
 Sex: M DOB: 12/06/1969 Age: 38Y
 Designated Primary Care Provider: CPROVIDER
 HIV Provider: APROVIDER
 HIV Case Manager: BPROVIDER
 Last Height: 70 11/10/2005 Last Weight: 212 07/20/2007
 BMI: 30.4

Register Diagnosis: AIDS 03/06/2008
 Register Status: Active 03/01/2008
 HIV/ AIDS Diagnostic Tag Status: Accepted 03/01/2008
 HIV Clinical Classification (A1-C3): C1 03/13/2008
 Diagnosis Comments:
 Initial HIV Diagnosis: 11/16/2005
 Initial AIDS Diagnosis: 04/17/2006

Opportunistic infections and AIDS Defining Illnesses

Onset Date	Entry Date	ICD Code	ICD Narrative	Provider	Status of Problem
06/23/2006		112.0	CANDIDI- ASIS OF MOUTH	Candidiasis Oral	Inactive
04/17/2006	05/01/2006	117.5	CRYPTO	Cryptococcal Meningitis	Inactive
04/07/2006		486.	PNEUM ONIA, ORGANISM UNSPEC PNEUMONIA	Pneumonia	Active

State Notification(s):
 Partner Notification:

RECENT LABORATORY RESULTS:
 Last 6 CD4:

Last 6 HIV/RNA Viral Load:
 Date: 04/08/2006 Result: >100000

Lipid Profile Date: 01/01/2006
 RPR: Date: 04/07/2006 Result: NR
 PAP: Not Applicable

Chlamydia:
 Gonorrhea:
 Hepatitis:

Hepatitis Panel: Date: 11/10/2005
 HEPATITIS A,B,C PANEL
 HBsAg HEP B SURFACE ANTIGEN Result:
 HBcAb HEP B CORE ANTIBODY Result:
 HCV-Ab HEPATITIS C ANTIBODY Result:
 HEPATITIS A ANTIBODY TOTAL Result:
 HAVAb IgG Result:

Hep A:
 Hep B:
 Hep C:

CMV: Date: 04/08/2006 Result: 2.70
 Toxoplasmosis: Date: 04/08/2006 Result: 0.05
 Cocci:
 PPD: Date: 02/22/2008 Result: POSITIVE 8

HIV Phenotype:
 HIV Genotype:

```

LAST DOCUMENTED IMMUNIZATIONS:

Pneumococcal:           Date: 09/05/2006
Influenza:              Date: 11/16/2005
Hepatitis A (last 2):   Dx Date:
Hepatitis B (last 3):   Dx Date:
Tetanus:                Date: 11/16/2005

RECENT MEDICATIONS (past 6 months):

ARV Status:
  ARV Appropriate:
  ARV Adherence:

Current ARV Medications (past 6 months):

Prophylaxis Medications for MAC and/or PCP (past 6 months):

IN THE PAST 12 MONTHS:
Depression Screening:   Date: 08/14/2007  311.
IPV/DV Screening:      Date:
Alcohol Screening:     Date:
Dilated eye exam:      Date:
Dental exam:           Date: 08/03/2007

Last HIV-related education given (past 12 months):

Calculating HIV-RELATED REMINDERS - Please wait.

HIV-RELATED REMINDERS:
Reminder                Last                Due
Lipid Profile           01/01/2006         01/01/2007)
CD4                     [today's date]
Viral Load             04/08/2006         08/08/2006)
PPD                     02/22/2008         Positive Test Result
RPR Syphilis Test      04/07/2006         04/07/2007)
Hep C EIA Test         11/10/2005
Hep B Test              11/10/2005
Toxoplasmosis Test     04/08/2006         04/08/2007)
Chlamydia Test          [today's date]
Gonorrhoea Test        [today's date]
Hep B IZ                [today's date]
Hep A IZ                [today's date]
Pneumovax IZ           09/05/2006         09/05/2011
Influenza IZ           11/16/2005         11/16/2006)
Tetanus IZ             11/16/2005         11/16/2015

Dilated Eye Exam       10/15/1996         10/15/1997)
Dental Exam            08/03/2007         08/03/2008

Safe Sex Educ           [today's date]
Family Planning Educ    [today's date]

HIV FLOW SHEET

          mm/dd/yy  mm/dd/yy  mm/dd/yy  mm/dd/yy  mm/dd/yy  mm/dd/yy

Viral Load   ###.#   ###.#           ###.#   ###.#
CD4 Count    ###.#   ##.#    ##.#           ###.#   ###.#
    
```

[Rx Name #1]	x	x			x		
[Rx #2]		x	x	x			
[Rx #3]					x	x	
[Rx #4]							x

Glossary

AIDS Defining Illnesses

AIDS Defining Illnesses are conditions that are used in conjunction with an HIV diagnosis to determine if a patient has progressed to AIDS. The definition of AIDS Defining Illness is established by the Centers for Disease Control (CDC) as part of its case definition of AIDS.

Community Alerts

Alerts to the user showing the incidence of suicidal behavior, public health concerns and the Center for Disease Control's (CDC) Nationally Notifiable Diseases (NND) about HIV/AIDS. During a nightly background job in iCare, POVs are mined for the incidence of each of these. The display of these community alerts are a user-specific preference, meaning that individual iCare users may choose whether or not to see a particular community alerts.

HIV/AIDS-related Reminders

HIV/AIDS-related reminders are generated in order to "remind" the provider of the need for a particular lab test, procedure, immunization, health screen, or education session regarding HIV/AIDS patient care. These reminders are created based on current, expert recommendations and serve as a means to notify the provider when one of these functions is due or overdue. The decision to act on the reminder remains a clinical decision.

HMS Patient Care Supplement

Data that displays in a pop-up window that displays information specifically related to HIV/AIDS. The provider will be able to see, at a glance, the relevant labs, related diagnoses, medications and reminders.

Opportunistic Infections

Opportunistic infections are conditions that many HIV/AIDS patients contract. HIV doesn't kill anybody directly but rather weakens the body's ability to fight disease. Infections that are rarely seen in those with normal immune systems are serious and may be deadly to those with HIV. They need to be treated, and some can be prevented. Many of these conditions are considered "reportable" to the State Health Department.

Panel

A panel is an automated tool for maintaining a list of patients who meet criteria set by the user and providing various condition-specific reports, reminders, and plans to assist providers in managing the disease or condition.

Quality of Care

The Quality of Care (QOC) provides a snapshot of key care indicators for HIV/AIDS patients at your site. Use the report to assess how well care is being extended to HIV/AIDS patients at your site, and to justify activities at your site.

State Surveillance Report

The State Surveillance report is a multi-page report that can be filled out and sent to the state when a patient has been diagnosed with HIV or AIDS. The report format is based on standard CDC reporting requirements.

Tagging

Tagging is a term that refers to running a series of logic algorithms on one or multiple patients that identifies (“tags”) them with one or more diagnoses. These definitions are defined nationally and are consistent with other RPMS applications.

Taxonomy

A taxonomy is the RPMS structure that holds the codes or terms that comprise any clinical definitions used by iCare and other RPMS clinical applications to calculate reminders and construct reports.

Acronym List

Acronym	Term Meaning
AIDS	Acquired Immunodeficiency Syndrome
ARV	Antiretroviral Therapy
CDC	Center for Disease Control and Prevention
DOB	Date of Birth
DSPM	Designated Specialty Provider Management System
HAART	Highly Active Antiretroviral Therapy
PLWH/A	Patients Living With HIV/AIDS
HMS	HIV Management System
HRN	Health Record Number
HRSA	Health Resources and Services Administration
HIV	Human Immunodeficiency Virus
IHS	Indian Health Service
I/T/U	Indian Health Service/Tribal/Urban
LOINC	Standardized codes used to identify lab test in addition to site-populated lab test taxonomies
NDS	National Drug Classification
NND	National Notifiable Diseases
POV	Purpose of Visit
PROC	ICS9 Procedure Codes
QOC	Quality of Care
RPMS	Resource and Patient Management System
SSR	State Surveillance Report
STD	Sexually Transmitted Disease

Contact Information

If you have any questions or comments regarding this distribution, please contact the OIT Help Desk (IHS).

Phone: (888) 830-7280 (toll free)

Web: <http://www.ihs.gov/helpdesk/>

Email: support@ihs.gov