



**Annual Report
To the Congress of the United States
On Sanitation Deficiency Levels
for Indian Homes and Communities**

Fiscal Year 2017



**Indian Health Service
Office of Environmental Health and Engineering
Division of Sanitation Facilities Construction**



**In accordance with
The Indian Health Care Improvement Act
P.L. 94-437, as amended
25 U.S.C. § 1601 *et seq.***

Mission

The mission of the Indian Health Service (IHS) is to raise the physical, mental, social, and spiritual health of American Indians and Alaska Natives to the highest level. To carry out this mission, the IHS provides comprehensive primary health care and disease prevention services. The Sanitation Facilities Construction (SFC) Program is the environmental engineering component of the IHS health delivery system. To support the IHS mission, the SFC Program provides technical and financial assistance to American Indian Tribes and Alaska Native villages for the cooperative development and construction of safe drinking water supply, sewage, and solid waste disposal facilities, and related support facilities.

**Annual Report
To the Congress of the United States
On Sanitation Deficiency Levels for Indian Homes and Communities**

Fiscal Year 2017

Table of Contents

I. Purpose	3
II. Background	3
III. Key Definitions	4
IV. Methodology	5
V. Results	7
VI. Appendix	12

I. Purpose

The purpose of this report is to satisfy the requirements for Sanitation Facilities Construction (SFC) Program reporting under section 302 of the Indian Health Care Improvement Act (IHCIA), codified as amended at 25 U.S.C. § 1632(g), excerpted below:

(g) Annual report; sanitation deficiency levels

(1) The Secretary shall submit to the President, for inclusion in each report required to be transmitted to the Congress under section 1671 of this title, a report which sets forth—

- (A) the current Indian sanitation facility priority system of the Service;*
- (B) the methodology for determining sanitation deficiencies;*
- (C) the level of sanitation deficiency for each sanitation facilities project of each Indian tribe or community;*
- (D) the amount of funds necessary to raise all Indian tribes and communities to a level I sanitation deficiency; and*
- (E) the amount of funds necessary to raise all Indian tribes and communities to zero sanitation deficiency.*

The information in this report to Congress is used by the Indian Health Service (IHS) to establish budgetary funding requests and to allocate funding resources received. Additionally, the United States (U.S.) Environmental Protection Agency (EPA), the U.S. Department of Agriculture Rural Development, and the U.S. Department of the Interior Bureau of Reclamation utilize the information contained in this report to aid in the implementation of their programs that support Tribal water, sewer and solid waste infrastructure.

II. Background

The Indian Sanitation Facilities Act Public Law (P.L.) 86-121, codified at 42 U.S.C. § 2004a, provides the SFC Program the authority to deliver essential water supply, sewage, and solid waste disposal facilities for American Indian and Alaska Native (AI/AN) homes and communities. The IHS SFC Program is the lead Federal agency for the provision of these facilities and services. Sanitation facilities are provided at the request of federally recognized Tribes, Bands, Villages, and/or groups (Tribes) for homes owned and occupied by American Indians and Alaska Natives who are eligible for assistance.

Water, sewer and solid waste sanitation deficiencies included in this report are identified solely for eligible Indian Tribes and communities. Deficiencies for commercial and industrial facilities and non-Indian homes cannot be addressed by the IHS under P.L. 86-121 and are not included in this report. In addition, municipalities and communities organized under the laws of a state are not typically considered Indian communities, even though there may be eligible AI/AN people living there. The provision of community-type sanitation facilities for such non-Indian communities is generally considered the responsibility of the non-Indian municipality or community, and the needs are not identified by the IHS as sanitation deficiencies unless an agreement to contribute funds to cover the prorated cost of the facilities serving the non-Indian beneficiaries has been established. Projects that include service to non-Indians must be primarily for the benefit of Indians.

III. Key Definitions

The following are key definitions used by the IHS when identifying and reporting on sanitation deficiencies:

Sanitation Deficiency is defined as a need arising from existing water, sewage, or solid waste infrastructure (or the lack thereof) that creates or may result in exposure to environmental conditions that can negatively impact public health. IHS staff works closely with Tribal officials to identify sanitation deficiencies and develop projects to address them. For reporting purposes, projects are quantified in terms of the number of projects or project phases, their estimated costs, and the number of homes requiring different types of assistance (water, sewage, solid waste, and operations and maintenance (O&M) equipment and training).

Adequate or Adequacy implies that the sanitation facilities serving an eligible AI/AN home comply with all applicable Federal, State, and local health and environmental laws and regulations and good public health practices. Adequacy also implies that eligible AI/AN homes have piped indoor water and sewer facilities.

Feasible or feasibility implies the economic practicality of constructing the project. Projects that are determined to be economically infeasible are reported as part of the Total Database need, but are not eligible for IHS funding. Funds contributed from other entities can still be used to fund these types of projects.

Health Impact represents the potential for occurrence of a disease or other adverse human health effect directly attributable to the failure or lack of water, sewer, or solid waste facilities. A health hazard is a water, sewer, or solid waste condition that could adversely impact human health. Health impacts and health hazards can vary for different deficiency levels.

Deficiency Level is a numeric categorization of the magnitude of the sanitation deficiency of the facilities in question. The numeric categories are provided under section 302 of the IHCIA, codified as amended at 25 U.S.C. § 1632(g)(4), as follows:

Level I: An Indian tribe or community with a sanitation system which complies with all applicable water supply and pollution control laws, and in which the deficiencies relate to routine replacement, repair, or maintenance needs.
Level II: An Indian tribe or community with a sanitation system which complies with all applicable water supply and pollution control laws, and in which the deficiencies relate to capital improvements that are necessary to improve the facilities in order to meet the needs of such tribe or community for domestic sanitation facilities.
Level III: An Indian tribe or community with a sanitation system which has an inadequate or partial water supply and a sewage disposal facility that does not comply with applicable water supply and pollution control laws, or that has no solid waste disposal facility.
Level IV: An Indian tribe or community with a sanitation system which lacks either a safe water supply system or a sewage disposal system.
Level V: An Indian tribe or community that lacks a safe water supply and a sewage disposal system.

IV. Methodology

IHS field-level staff work collaboratively with Tribes to identify sanitation deficiencies and plan and develop projects to address those deficiencies. IHS field-level staff are ideally positioned to complete this work because of their technical training and the relationships they build with the Tribal communities they serve. Methods for identifying sanitation deficiencies include the following:

- Field visits by engineers, environmental health officers, community health representatives, nurses, or by other IHS or Tribal health staff;
- Sanitary surveys;
- Community environmental health profiles;
- Tribal master plans for development;
- Feasibility studies; and
- Geographic Information System (GIS) databases/maps/imagery.

Projects are developed and planned to correct the identified deficiencies. Each IHS Area incorporates Tribal and community preferences, as appropriate, when identifying deficiencies and developing projects. Project planning includes the following activities:

1. Identifying AI/AN homes with sanitation deficiencies;
2. Considering applicable laws and regulations (e.g., Safe Drinking Water Act, Clean Water Act, Resource Conservation and Recovery Act, etc.);
3. Selecting the category and type of facilities needed (water, sewer, solid waste disposal, O&M development) and evaluating alternatives;
4. Identifying and mitigating risks to project implementation, such as those associated with technical design, rights-of-way, and environmental concerns;
5. Reviewing O&M considerations; and
6. Developing an engineering cost estimate (within 10 percent for high-priority projects and within 25 percent for other projects).

IHS staff, in collaboration with Tribes, establish a project's deficiency level (DL) by assessing the lack of, or condition of, existing sanitation facilities serving AI/AN homes. Projects may address a variety of sanitation deficiencies within a particular Tribal community. Each proposed project or project phase will not necessarily bring all of the facilities for a Tribe or community to Level 1 deficiency or better. However, the combination of all projects for a particular community will bring that community to DL 1 or better.

Developed projects are entered into the IHS Sanitation Deficiency System (SDS), a database shared by all 12 IHS Areas, where each IHS Area ranks and orders the proposed projects according to a shared methodology. Under this methodology, points are assigned for each of the following categories:

1. **Health Impact** (0 to 30 points) - Represents the potential for occurrence of a disease or other adverse human health effect directly attributable to the failure of (or lack of) water, sewer, or solid waste disposal facilities.
2. **Project Deficiency Level** (0 to 18 points) - Reflects the deficiency level of facilities to be replaced or modified by the proposed project, as defined in section 302 of the IHClA, codified as amended at 25 U.S.C. § 1632(g)(4).
3. **Adequate Previous Service** (0 to 4 points) - Allows for prioritizing projects that serve communities that have not previously been provided adequate water and sewage facilities through Federal sources (optional category per the Area's guidelines).
4. **Capital Cost** (-20 to 16 points) - Reflects the relative cost per home served by the project compared to similar projects in the Area. Projects with a lower cost per home served receive a higher priority.
5. **O&M Capability** (0 to 16 points) - Reflects the probability that adequate operation and maintenance of the facilities that will be provided through the project.
6. **Contributions** (0 to 8 points) – Allows for prioritization of projects that leverage funding contributions from non-IHS sources (optional category per the Area's guidelines).
7. **Local Tribal Priority** (0 to 16 points) - Reflects the Tribe's documented priorities for their preferred projects.
8. **Local Conditions Factor** (-15 to 0 points) – Allows for adjustment of the project's overall score to compensate for unusual circumstances, such as project sequencing needs and the status of project planning (documentation by the IHS Area is required).

Each IHS Area considers a range of factors in establishing the point values assigned for each category. National guidelines have been developed to help ensure consistent project scoring. Included in these guidelines are detailed instructions on assigning deficiency levels. The SDS was developed with the intention of identifying and reporting the projects required to raise all AI/AN homes and communities to a Level 1 sanitation deficiency (adequate water supply, sanitary sewage, and solid waste disposal facilities) or better as required by the IHClA.

On an annual basis, the 12 IHS Area Offices update the project data that describe their identified sanitation facility needs, prioritize the resulting project list, and submit that data to IHS Headquarters for review and compilation. That data forms the basis for this report.

V. Results

The results of the SDS methodology described in the previous section are summarized below. As depicted by the scaled graphic characterization in Figure 1, at the end of fiscal year (FY) 2017 there were 405,986 AI/AN homes included in the IHS data system, represented by *Circle A*. The area of *Circle B* is a representation of the 171,203 AI/AN homes identified as needing some form of sanitation facility improvement (classified as DL 2, 3, 4 or 5). The area of *Circle C* represents the 117,991 AI/AN homes without access to adequate sanitation facilities (DL 3, 4 or 5). The area of *Circle D* represents the 9,339 AI/AN homes without access to a safe water supply system and/or sewage disposal system (DL 4 and 5). Figure 2 breaks down these same home counts by IHS Area and Deficiency Level.

Figure 1. Universe of AI/AN Homes Requiring Sanitation Facility Improvements

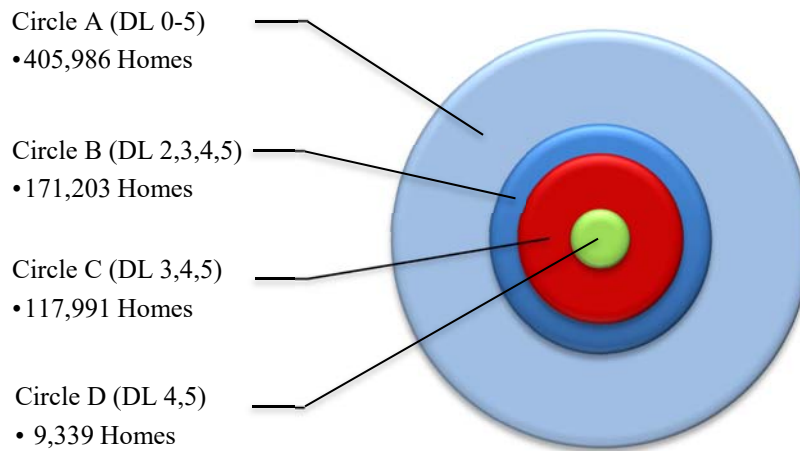
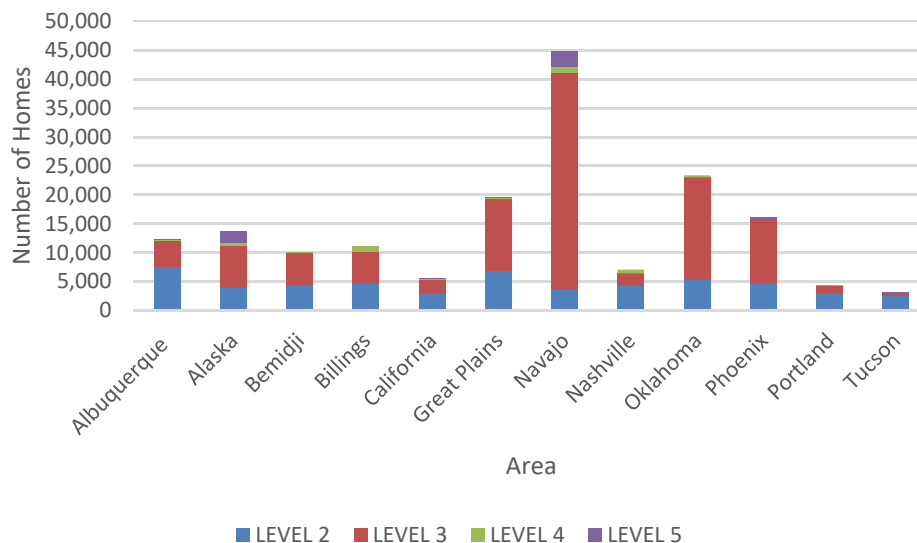
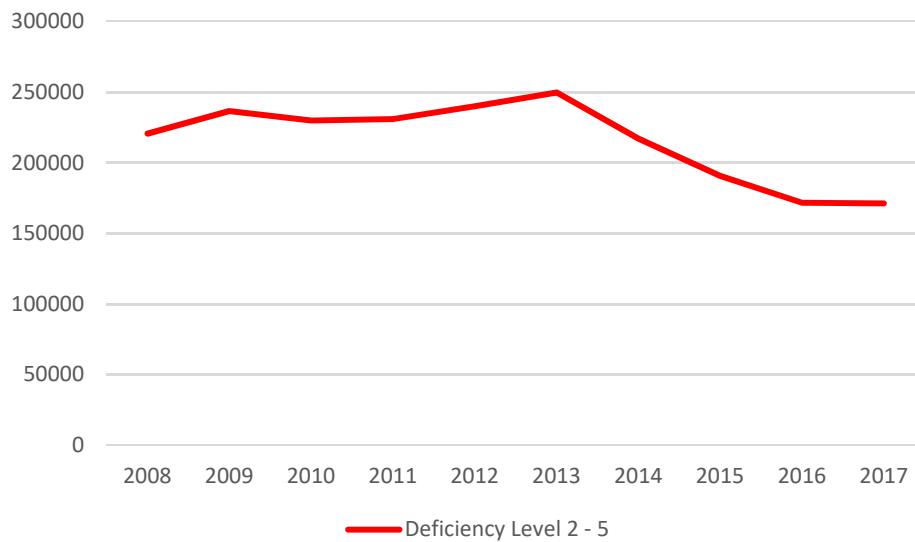


Figure 2. Number of AI/AN Homes Requiring Sanitation Facility Improvements by IHS Area



The number of eligible AI/AN homes with sanitation deficiency levels 2 to 5 has decreased 31% since FY 2013. This decrease is likely attributed to the improved sanitation needs identification and justification by SFC Program staff, along with project funding to address sanitation deficiencies at eligible AI/AN homes. In FY 2014, a program-wide focus was made to ensure projects identifying sanitation facility needs included in the Sanitation Deficiency System were properly documented and scored according to program guidelines. This effort continued through FY 2017. Figure 3 shows the trends in total number of eligible AI/AN homes with sanitation deficiency levels 2 to 5 over the last ten years.

Figure 3. Total Eligible AI/AN Homes with Sanitation Deficiency Levels 2 to 5



The IHS SFC Program has compiled two estimates of the costs to address sanitation deficiencies at these homes:

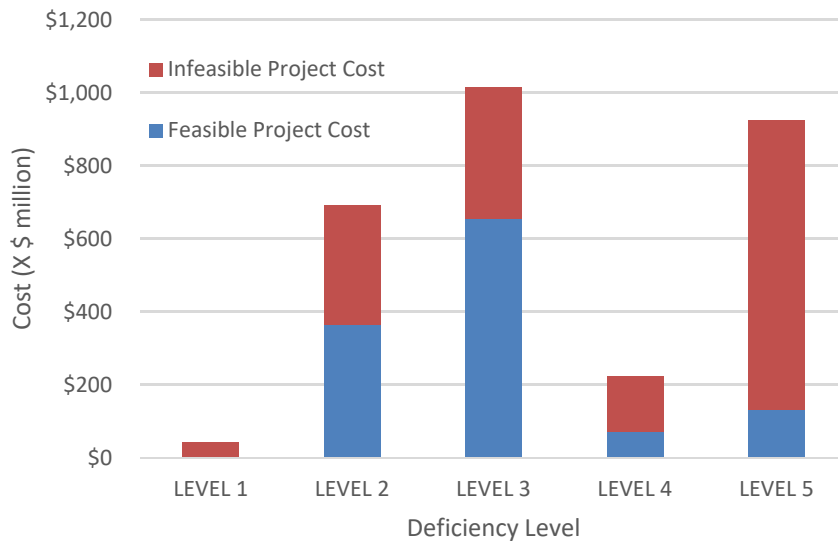
- 1) The Total Database Estimate includes all projects listed in the SDS without regard to economic feasibility, and
- 2) The Feasible Project Cost Estimate, a subset of the Total Database Estimate, which includes only those projects considered economically feasible.

The appendix to this report contains the priority order listing by IHS Areas of all projects in the total database. Projects that are not economically feasible have been indicated as such in this listing.

Capital costs, O&M costs, and O&M capability are evaluated as part of project planning and the priority scoring process. The feasible project cost estimate forms the basis for the IHS Funding Plan, which is used for developing budget requests and for allocating appropriated funds to the 12 IHS Areas.

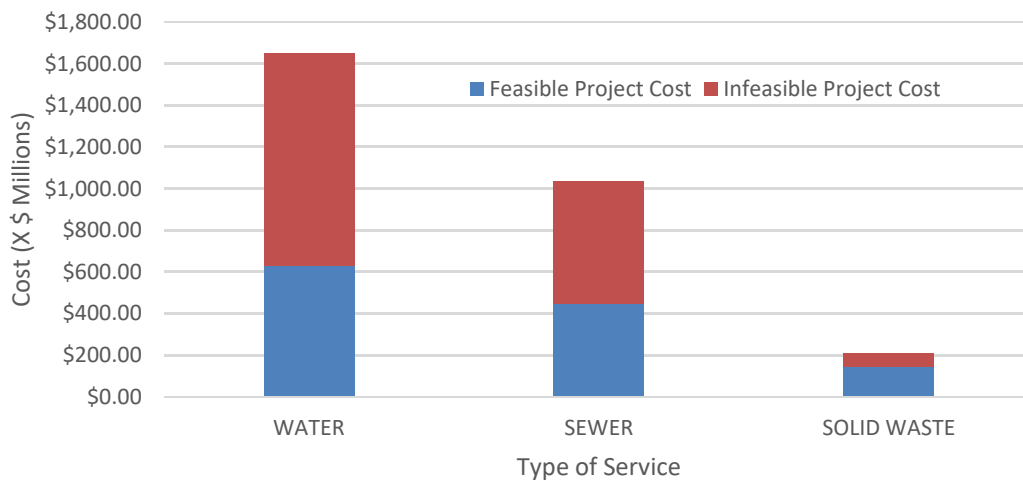
Projects with high capital costs on a per-home basis are considered infeasible and are not considered when allocating appropriated funds to the Areas by IHS Headquarters. All projects are re-evaluated annually to determine whether the costs and priority scoring factors have changed. In FY 2017 the total database of Agency-identified sanitation deficiencies included 2,169 projects. Of this total, 1,651 projects were feasible and 518 projects were infeasible. Below displays the project cost information summarized by deficiency level (Figure 4) and type of service (Figure 5).

Figure 4. Estimated Cost to Address Sanitation Deficiencies by Deficiency Level



Note: Total Database Cost = (Feasible Project Cost) + (Infeasible Project Cost)

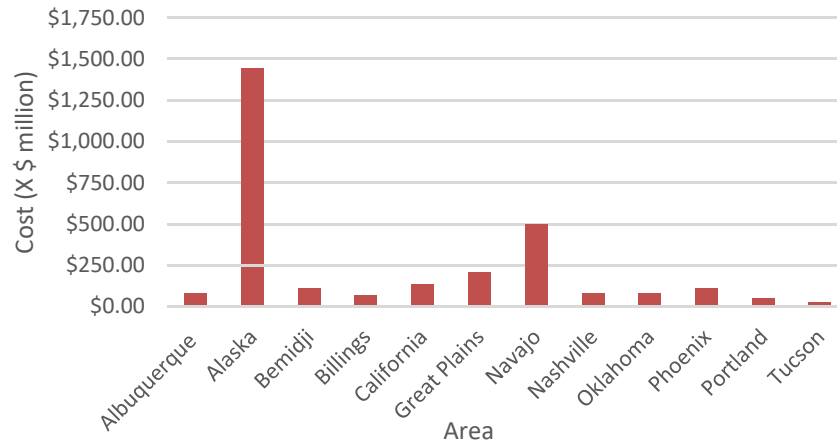
Figure 5. Estimated Cost to Address Sanitation Deficiencies by Type of Service.



Note: Total Database Cost = (Feasible Project Cost) + (Infeasible Project Cost)

At the end of FY 2017, the Total Database Cost to raise all Indian Tribes and communities to the DL 1 classification was in excess of \$2.89 billion. Figure 6 shows the Total Database Cost broken down by IHS Area.

Figure 6: Total Database Cost to Raise Indian Tribes and Communities to a Deficiency Level 1

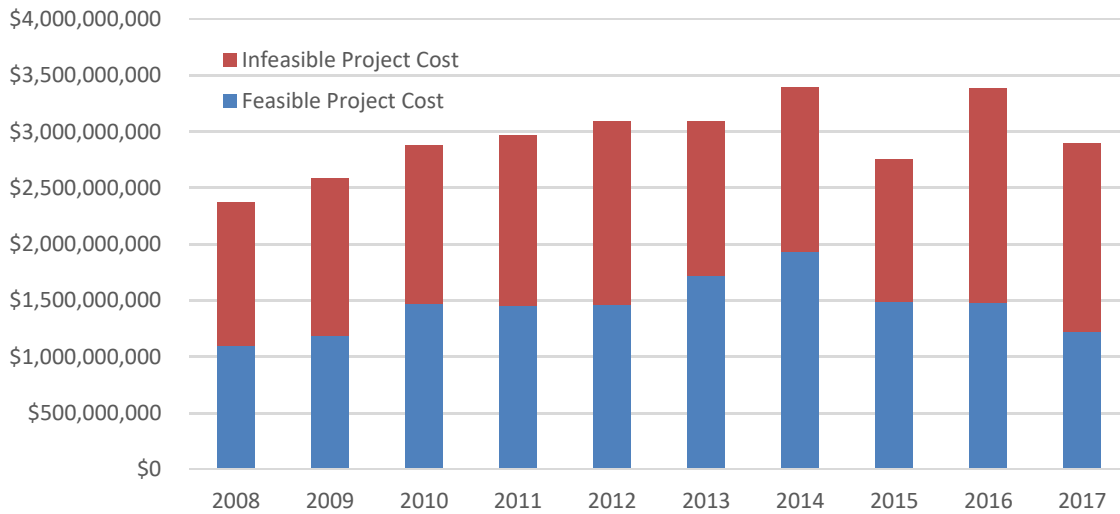


At the end of FY 2017, the SDS data revealed \$0.041 billion would be required to raise all Indian Tribes and communities from a DL 1 to a DL 0. The DL 0 indicates that sanitation facilities are adequate, and all routine maintenance needs have been addressed. However, given the limited IHS program staffing resources available to capture sanitation facilities needs, plan/design projects, oversee construction, and provide technical assistance with operations and maintenance, this estimate is understated. The SFC Program is currently undertaking an effort to estimate through an alternative method for the O&M cost needs.

Costs for providing piped water and sewer facilities to AI/AN homes located in remote locations with harsh climates and unusual subsurface conditions are extremely high. The SFC Program recognizes that piped water and sewer projects for these homes are not currently economically feasible, and while these piped water and sewer projects are included in the Total Database Estimate, they are not included in the IHS Feasible Project Cost Estimate. At the end of FY 2017, the Feasible Project Cost Estimate was \$1.22 billion.

A summary of costs for FYs 2008 – 2017 is provided in Figure 7 below:

Figure 7: 10-Year SDS Project Cost Estimates - FY 2008 through FY 2017



Note: Total Database Cost = (Feasible Project Cost) + (Infeasible Project Cost)

The IHS may still support the planning, design, and construction of projects that are infeasible, typically as a result of funding contributions from other Federal agencies and/or Tribal sources. The SFC Program has provided and will continue to provide eligible AI/AN homes with other less costly types of sanitation facilities (e.g., offsite watering points and sewer haul systems). The SFC Program will also continue to track and estimate project costs to serve these homes with piped water and sewer systems.

The cost of the needed facilities to address all sanitation deficiencies has historically had an upward trend as shown in Figure 7. The increasing cost of addressing sanitation deficiencies reflects the effects of inflation, changes resulting from factors such as new regulations, changes in the number of eligible homes, new Tribes gaining Federal recognition, and the deterioration of previously-installed facilities. In FY 2017, the total cost of sanitation facilities to address all needs in Indian Country decreased by \$0.488 billion over the FY 2016 level. Program staff will continue to work with their tribal counterparts to improve the reporting of sanitation deficiencies, which may contribute to fluctuations in the total cost estimate in future years.

VI. Appendix

{See attached PDF 2017 Annual Report of Sanitation Deficiency Levels}

**Indian Health Service
2017 Annual Report of Sanitation Deficiency Levels**

IHS Area: Alaska (AN)

Area	State	Project No.	Project Name	Project DL	Area Priority	Project Cost	Cumulative Project Cost
AN	ALASKA	AK20709-1003	VENETIE: Water Treatment Plant/Washeteria	4	1	\$ 3,645,076	\$ 3,645,076
AN	ALASKA	AK17556-1701	Nikolai 3 Homes Service	5	2	\$ 489,854	\$ 4,134,930
AN	ALASKA	AK02024-1004	Metlakatla DBP Reduction and Pipe Corrosion	3	3	\$ 2,694,914	\$ 6,829,844
AN	ALASKA	AK22747-5202	KIVALINA - In Home Low Water Use PH2 PASS	5	4	\$ 2,572,905	\$ 9,402,749
AN	ALASKA	AK20707-1704	Fort Yukon 3 Home Service	5	5	\$ 387,400	\$ 9,790,149
AN	ALASKA	AK03482-5003	Akiachak In-home Plumbing	5	6	\$ 3,999,725	\$ 13,789,874
AN	ALASKA	AK03500-5001	Napaskiak FTH New Services - 5 Homes	5	7	\$ 589,806	\$ 14,379,680
AN	ALASKA	AK22746-5003	KIANA - Water and Sewer to Two Homes	5	8	\$ 300,690	\$ 14,680,370
AN	ALASKA	AK17551-5001	Lime Village Wells and Septics	5	9	\$ 2,751,881	\$ 17,432,251
AN	ALASKA	AK06104-4002	Klukwan - Sewage System Upgrade	4	10	\$ 815,472	\$ 18,247,723
AN	ALASKA	AK22753-5203	Selawik - Honeybucket Trench	4	11	\$ 350,175	\$ 18,597,898
AN	ALASKA	AK08152-2004	TATITLEK - Outfall Rehabilitation	3	12	\$ 416,689	\$ 19,014,587
AN	ALASKA	AK23784-1001	ELIM - Water Storage Tank	3	13	\$ 1,281,654	\$ 20,296,241
AN	ALASKA	AK22744-1003	Deering Water Treatment Plant Upgrade Phase 2	3	14	\$ 1,427,971	\$ 21,724,212
AN	ALASKA	AK14367-3001	Chignik Lake - Water storage and distribution improvements	3	15	\$ 560,077	\$ 22,284,289
AN	ALASKA	AK17559-9001	Chuathbaluk - Solid Waste	3	16	\$ 250,268	\$ 22,534,557
AN	ALASKA	AK23790-4101	KOYUK - Lagoon Improvements	3	17	\$ 1,317,652	\$ 23,852,209
AN	ALASKA	AK19670-2001	NORTHWAY - Washeteria Sewer Repairs	3	18	\$ 806,962	\$ 24,659,171
AN	ALASKA	AK22749-2003	KOTZEBUE - Terminal Lift Stations Replacement	3	19	\$ 2,905,414	\$ 27,564,585
AN	ALASKA	AK24844-4002	Chevak - Vacuum Sewer Valve Replacement Project	3	20	\$ 521,238	\$ 28,085,823
AN	ALASKA	AK18624-0117	Alatna-PASS System	5	21	\$ 536,198	\$ 28,622,021
AN	ALASKA	AK20704-5005	CHALKYITSIK - PASS System	5	22	\$ 1,907,505	\$ 30,529,526
AN	ALASKA	AK22749-1006	KOTZEBUE - Water Treatment Plant Replacement	3	23	\$ 10,935,000	\$ 41,464,526
AN	ALASKA	AK24857-9002	ST. MARY'S / PITKAS POINT- Landfill Upgrade	3	24	\$ 1,150,253	\$ 42,614,779
AN	ALASKA	AK23798-2001	SHISHMAREF - Sewage Treatment and Collection Upgrades	3	25	\$ 1,694,896	\$ 44,309,675
AN	ALASKA	AK15442-2001	NONDALTON - Lift Station Replacement	2	26	\$ 766,115	\$ 45,075,790
AN	ALASKA	AK06107-1001	YAKUTAT - Well and Pumphouse Upgrades	2	27	\$ 534,608	\$ 45,610,398
AN	ALASKA	AK03493-1002	KIPNUK - Reservoir Recharge System	4	28	\$ 2,090,000	\$ 47,700,398
AN	ALASKA	AK17552-9001	LOW. KALSKAG - Solid Waste Facility (Upper & Lower Kalskag)	3	29	\$ 1,033,151	\$ 48,733,549
AN	ALASKA	AK24841-5002	ALAKANUK - Serve Outlying Homes w/ PASS System	5	30	\$ 415,856	\$ 49,149,405
AN	ALASKA	AK23784-1006	ELIM - Water Source Relocation	2	31	\$ 1,492,836	\$ 50,642,241
AN	ALASKA	AK20703-9004	BEAVER - Solid Waste	3	32	\$ 137,400	\$ 50,779,641
AN	ALASKA	AK03498-5002	MEKORYUK Sewer, Washeteria Improvements	2	33	\$ 795,000	\$ 51,574,641
AN	ALASKA	AK03501-4002	Newtok- Wastewater (Honey Bucket) Collection and Disposal System	4	34	\$ 1,273,203	\$ 52,847,844
AN	ALASKA	AK24852-1107	Mountain Village - water storage phase 2 (5b)	3	35	\$ 1,005,738	\$ 53,853,582
AN	ALASKA	AK24844-9006	Chevak - Solid Waste	3	36	\$ 721,200	\$ 54,574,782
AN	ALASKA	AK15441-9002	New Stuyahok Solid Waste	2	37	\$ 242,230	\$ 54,817,012
AN	ALASKA	AK15442-1002	NONDALTON - Well Upgrades & Raw Water Main	2	38	\$ 407,312	\$ 55,224,324
AN	ALASKA	AK15433-2006	Koliganek - First Time Water and Sewer Service	5	39	\$ 195,483	\$ 55,419,807
AN	ALASKA	AK20703-5002	BEAVER - Water Plant and Utilidor Upgrades	3	40	\$ 244,088	\$ 55,663,895
AN	ALASKA	AK03503-9002	NUNAPITCHUK - Solid Waste Burn Units	2	41	\$ 134,613	\$ 55,798,508
AN	ALASKA	AK14365-3002	Chignik Bay - Water distribution system improvements	2	42	\$ 223,085	\$ 56,021,593

Indian Health Service
2017 Annual Report of Sanitation Deficiency Levels

AN	ALASKA	AK23804-2001	WHITE MOUNTAIN - Lift Station Improvements	2	43	\$	602,979	\$	56,624,572
AN	ALASKA	AK18606-1004	GALENA - Backup Ground Water Source	2	44	\$	1,414,286	\$	58,038,858
AN	ALASKA	AK19662-1002	BIRCH CREEK - Water Intake Rehabilitation	4	45	\$	359,563	\$	58,398,421
AN	ALASKA	AK24858-9005	SCAMMON BAY - Solid Waste Site	3	46	\$	734,049	\$	59,132,470
AN	ALASKA	AK09285-3007	NANWALEK - Replace 50,000-Gallon WST	3	47	\$	526,017	\$	59,658,487
AN	ALASKA	AK01003-2003	KLAWOCK - WW system upgrades	2	48	\$	150,015	\$	59,808,502
AN	ALASKA	AK15442-1003	NONDALTON - Water Storage Tank & Concrete Foundation	3	49	\$	3,682,266	\$	63,490,768
AN	ALASKA	AK15442-3004	NONDALTON - Water Distribution System Upgrades	3	50	\$	2,534,009	\$	66,024,777
AN	ALASKA	AK23795-9002	ST. MICHAEL - Solid Waste	3	51	\$	325,000	\$	66,349,777
AN	ALASKA	AK03493-9003	KIPNUK - Solid Waste Landfill	3	52	\$	743,886	\$	67,093,663
AN	ALASKA	AK18619-5004	RAMPART - Wells & Septics	5	53	\$	2,256,570	\$	69,350,233
AN	ALASKA	AK23795-5001	ST. MICHAEL - Water and Sewer System Improvements	5	54	\$	1,705,939	\$	71,056,172
AN	ALASKA	AK22751-2001	NOORVIK - New Sewage Lagoon	4	55	\$	4,522,872	\$	75,579,044
AN	ALASKA	AK24841-9001	ALAKANUK - Solid Waste Improvements .	3	56	\$	465,398	\$	76,044,442
AN	ALASKA	AK03496-1004	Kwigillingok Water Tank Repair	3	57	\$	473,825	\$	76,518,267
AN	ALASKA	AK18609-5001	HUSLIA - Water and Sewer System Installation and Upgrades for Ten Homes	5	58	\$	907,044	\$	77,425,311
AN	ALASKA	AK17543-5101	Crooked Creek - Wells and Septics	5	59	\$	3,061,588	\$	80,486,899
AN	ALASKA	AK03507-1002	TUNUNAK - New Washeteria/WTP	3	60	\$	2,925,550	\$	83,412,449
AN	ALASKA	AK23790-1003	KOYUK - New Water Storage Tank	3	61	\$	1,803,091	\$	85,215,540
AN	ALASKA	AK23781-9004	Brevig Mission - Solid Waste	3	62	\$	122,774	\$	85,338,314
AN	ALASKA	AK22751-9004	NOORVIK - Landfill Upgrades	2	63	\$	220,485	\$	85,558,799
AN	ALASKA	AK04061-5001	ANGOON Front Street W/S Replacement	2	64	\$	2,152,133	\$	87,710,932
AN	ALASKA	AK14374-0004	NELSON LAGOON - Replace Dock and Combination Valve	2	65	\$	305,360	\$	88,016,292
AN	ALASKA	AK15438-4001	MANOKOTAK - OLD VILLAGE Sewer Main Repai	2	66	\$	590,201	\$	88,606,493
AN	ALASKA	AK22746-5005*	KIANA - Taylor Road W&S Extension Phase II	5	67	\$	3,273,717	\$	91,880,210
AN	ALASKA	AK22746-5004*	KIANA - Taylor Road W&S Extension Phase I	5	68	\$	1,863,340	\$	93,743,550
AN	ALASKA	AK23800-5101	STEBBINS - Washeteria Rehabilitation	2	69	\$	2,560,000	\$	96,303,550
AN	ALASKA	AK23790-9007	KOYUK - Solid Waste Improvements	3	70	\$	457,000	\$	96,760,550
AN	ALASKA	AK23798-9003	SHISHMAREF - Solid Waste Site Upgrades	3	71	\$	424,436	\$	97,184,986
AN	ALASKA	AK23800-9004	STEBBINS - Solid Waste Site Improvements	3	72	\$	340,665	\$	97,525,651
AN	ALASKA	AK22741-1002	AMBLER - Well Protection	2	73	\$	278,788	\$	97,804,439
AN	ALASKA	AK18606-1003	GALENA - Water Treatment Plant Rehabilitation	2	74	\$	412,991	\$	98,217,430
AN	ALASKA	AK22741-5003*	AMBLER - SE Unserved Homes	5	75	\$	4,052,499	\$	102,269,929
AN	ALASKA	AK18606-5002*	GALENA - First Time Water and Sewer Facilities for Two Homes and Water Main Extension	5	76	\$	1,148,475	\$	103,418,404
AN	ALASKA	AK22747-5305	KIVALINA - Washeteria Replacement	2	77	\$	1,766,940	\$	105,185,344
AN	ALASKA	AK13329-3003	OLD HARBOR - Water Service Line Replacement Phase 1	3	78	\$	840,720	\$	106,026,064
AN	ALASKA	AK15451-5004	TOGIK West Loop #2 W/S Upgrade (Ph. 2)	3	79	\$	7,724,316	\$	113,750,380
AN	ALASKA	AK23791-9006	Little Diomedea - Solid Waste	3	80	\$	343,950	\$	114,094,330
AN	ALASKA	AK06103-2007	HOONAH - Sludge Lagoon Liner Repair Project	2	81	\$	284,268	\$	114,378,598
AN	ALASKA	AK06103-9008	Hoonah - Solid Waste	2	82	\$	137,400	\$	114,515,998
AN	ALASKA	AK03497-9001	Quinhagak - Solid Waste Dumpsters	2	83	\$	176,715	\$	114,692,713
AN	ALASKA	AK24852-3003	Mt Village - Phase 3A(ii) West Peterson water main replacement	3	84	\$	982,997	\$	115,675,710
AN	ALASKA	AK06107-2104	YAKUTAT - Secondary Wastewater Treatment	3	85	\$	2,052,478	\$	117,728,188
AN	ALASKA	AK03482-9004	AKIACHAK - Solid Waste	3	86	\$	1,525,679	\$	119,253,867
AN	ALASKA	AK01002-1001	HYDABURG- WTP Upgrades	2	87	\$	594,030	\$	119,847,897
AN	ALASKA	AK03042-2002	KAKE - Primary WW Treatment Expansion	2	88	\$	880,184	\$	120,728,081
AN	ALASKA	AK18611-9003	KALTAG - Solid Waste Improvements	2	89	\$	166,410	\$	120,894,491

Indian Health Service
2017 Annual Report of Sanitation Deficiency Levels

AN	ALASKA	AK18601-5001	Allakaket Water & Sewer Phase I	5	90	\$	2,711,791	\$	123,606,282
AN	ALASKA	AK03042-3005	KAKE - Water System Leak Repairs	3	91	\$	1,322,202	\$	124,928,484
AN	ALASKA	AK21859-1003	Nunam Iqua WST	3	92	\$	1,362,938	\$	126,291,422
AN	ALASKA	AK22744-2003	DEERING - Lagoon Marine Outfall	3	93	\$	1,305,772	\$	127,597,194
AN	ALASKA	AK23786-1001	Golovin - Raw Water Intake Rehabilitation	2	94	\$	342,347	\$	127,939,541
AN	ALASKA	AK23786-2002	Golovin - Sewage Lagoon Rehabilitation	2	95	\$	215,156	\$	128,154,697
AN	ALASKA	AK22748-4005	KOBUK - Sewer Manhole Realignment & Drainfield Inpection/Testing	2	96	\$	66,559	\$	128,221,256
AN	ALASKA	AK22748-5001	KOBUK - Water Source & Lift Station Modifications	2	97	\$	225,292	\$	128,446,548
AN	ALASKA	AK24852-1008	Mt Village -- Replace Middle Pump House Buidling	2	98	\$	953,360	\$	129,399,908
AN	ALASKA	AK24856-1106	Russian Mission _ WST Rehab	2	99	\$	399,046	\$	129,798,954
AN	ALASKA	AK23797-9003	Shaktoolik - Solid Waste	2	100	\$	104,125	\$	129,903,079
AN	ALASKA	AK03508-9002	TOKSOOK BAY - Landfill	2	101	\$	220,374	\$	130,123,453
AN	ALASKA	AK22746-1001	KIANA - Manganese Removal	2	102	\$	1,459,895	\$	131,583,348
AN	ALASKA	AK03486-5999*	CHEFORNAK - Comprehensive Piped System	5	103	\$	26,260,853	\$	157,844,201
AN	ALASKA	AK20709-5999*	Venetie - Comprehensive Piped System	5	104	\$	37,280,880	\$	195,125,081
AN	ALASKA	AK24852-1106	Mt Village - Phase 1 (middle) water storage tank (5a)	3	105	\$	952,144	\$	196,077,225
AN	ALASKA	AK13329-3004	OLD HARBOR - Water Service Line Replacement Phase 2	3	106	\$	780,397	\$	196,857,622
AN	ALASKA	AK24858-3101	SCAMMON BAY - Water Distribution System Replacement Phase 1	3	107	\$	2,214,034	\$	199,071,656
AN	ALASKA	AK23785-1202	GAMBELL - Horizontal Well and Line	2	108	\$	1,672,820	\$	200,744,476
AN	ALASKA	AK03500-9004	NAPASKIAK - Solid Waste Impvts	3	109	\$	314,160	\$	201,058,636
AN	ALASKA	AK14365-9004	Chignik Bay - Solid Waste	3	110	\$	285,864	\$	201,344,500
AN	ALASKA	AK23784-3004	ELIM - High Demand Pump Installation	2	111	\$	90,385	\$	201,434,885
AN	ALASKA	AK17547-9005	Grayling Solid Waste Improvements	2	112	\$	203,100	\$	201,637,985
AN	ALASKA	AK22750-4003	NOATAK - Sludge Pumper Truck	2	113	\$	202,033	\$	201,840,018
AN	ALASKA	AK23796-5003	Savoonga - Utilidor Releveling	2	114	\$	454,688	\$	202,294,706
AN	ALASKA	AK23796-5005	Savoonga - Arctic Box Replacement	2	115	\$	806,710	\$	203,101,416
AN	ALASKA	AK23796-1004	Savoonga - Back-up Well	2	116	\$	322,321	\$	203,423,737
AN	ALASKA	AK23796-1002	Savoonga - Raw Water Main Releveling	2	117	\$	175,261	\$	203,598,998
AN	ALASKA	AK09285-1001	NANWALEK - WTP Upgrades	2	118	\$	90,322	\$	203,689,320
AN	ALASKA	AK18612-0217	Koyukuk Phase II-Wells & Septics	5	119	\$	3,091,993	\$	206,781,313
AN	ALASKA	AK23781-5001*	Brevig Mission Water and Sewer to Three Homes	5	120	\$	611,701	\$	207,393,014
AN	ALASKA	AK17560-5001*	SHAGELUK - Community Piped Water & Sewer System	5	121	\$	11,711,623	\$	219,104,637
AN	ALASKA	AK22750-3005	NOATAK - West Water Loop Main Replacement	3	122	\$	2,177,947	\$	221,282,584
AN	ALASKA	AK23797-1102	Shaktoolik - WST replacement	3	123	\$	2,600,000	\$	223,882,584
AN	ALASKA	AK23795-1001	ST. MICHAEL - WST Rehabilitation	3	124	\$	1,993,475	\$	225,876,059
AN	ALASKA	AK17553-3001	MCGRATH - Piped Water Distribution	3	125	\$	1,703,525	\$	227,579,584
AN	ALASKA	AK04061-9004	ANGOON Landfill Improvements	2	126	\$	260,400	\$	227,839,984
AN	ALASKA	AK06104-9003	KLUKWAN - Solid Waste	2	127	\$	186,875	\$	228,026,859
AN	ALASKA	AK22753-5104	Selawik - WTP, Heat Trace, & Vacuum Pump Improvements	2	128	\$	337,675	\$	228,364,534
AN	ALASKA	AK24844-1103	Chevak Water Treatment Plant & Sewage Collection Plant Upgrades	2	129	\$	1,542,172	\$	229,906,706
AN	ALASKA	AK23785-3005*	GAMBELL - Extend Water to Old Village	4	130	\$	4,780,000	\$	234,686,706
AN	ALASKA	AK23785-4006*	GAMBELL -Extend Sewer to Old Village	4	131	\$	5,953,500	\$	240,640,206
AN	ALASKA	AK23791-5999*	Little Diomedea - Comprehensive Piped System	5	132	\$	17,705,988	\$	258,346,194
AN	ALASKA	AK23801-5999*	Teller - Comprehensive Piped System	5	133	\$	30,559,752	\$	288,905,946
AN	ALASKA	AK03510-5099*	TUNTUTULIAK - Comprehensive Piped System	5	134	\$	39,986,492	\$	328,892,438
AN	ALASKA	AK03507-5999*	TUNUNAK - Comprehensive Piped System	5	135	\$	26,783,236	\$	355,675,674
AN	ALASKA	AK22753-1002	Selawik - New Intake & Transmission Line	3	136	\$	1,089,844	\$	356,765,518

Indian Health Service
2017 Annual Report of Sanitation Deficiency Levels

AN	ALASKA	AK17547-4003	Grayling - Sewer Improvements	3	137	\$	2,041,967	\$	358,807,485
AN	ALASKA	AK17547-3101	Grayling - Dist System Upgrades & Sewer Collection Upgrades	3	138	\$	3,304,763	\$	362,112,248
AN	ALASKA	AK22751-5103	NOORVIK - Utilidor Replacement	2	139	\$	2,111,349	\$	364,223,597
AN	ALASKA	AK03496-9006	Kwigillingok Solid Waste Landfill Upgrades	3	140	\$	760,000	\$	364,983,597
AN	ALASKA	AK15438-3002	MANOKOTAK - OLD VILLAGE Water Main Repai	3	141	\$	1,786,341	\$	366,769,938
AN	ALASKA	AK23790-1005	KOYUK - Water Source Improvements	2	142	\$	612,982	\$	367,382,920
AN	ALASKA	AK23790-4004	KOYUK - Sewer Collection Improvements	2	143	\$	475,906	\$	367,858,826
AN	ALASKA	AK23798-1002	SHISHMAREF - Reservoir, RWTL, & WST Improvements	2	144	\$	923,781	\$	368,782,607
AN	ALASKA	AK14382-2101	SAND POINT - Lift Station Upgrades	2	145	\$	257,086	\$	369,039,693
AN	ALASKA	AK20704-5999*	Chalkyitsik - Comprehensive Piped System	5	146	\$	33,176,500	\$	402,216,193
AN	ALASKA	AK03493-5999*	Kipnuk - Comprehensive Piped Plan	5	147	\$	47,051,324	\$	449,267,517
AN	ALASKA	AK23800-5999*	Stebbins - Comprehensive Piped System	5	148	\$	47,669,715	\$	496,937,232
AN	ALASKA	AK03509-5999*	TULUKSAK - Comprehensive Piped System	5	149	\$	30,657,808	\$	527,595,040
AN	ALASKA	AK21859-1002	Nunam Iqua - WTP Upgrade	3	150	\$	675,558	\$	528,270,598
AN	ALASKA	AK22746-2002	KIANA - Sewage Lagoon Relocation	2	151	\$	4,623,158	\$	532,893,756
AN	ALASKA	AK17541-9001	ANIAC - Landfill Improvments	3	152	\$	93,650	\$	532,987,406
AN	ALASKA	AK18601-9003	ALLAKAKET - Landfill Upgrades	2	153	\$	250,000	\$	533,237,406
AN	ALASKA	AK23786-9003	Golovin - Landfill Improvements	2	154	\$	291,748	\$	533,529,154
AN	ALASKA	AK08141-1001	CHENEGA BAY- WTP Upgrades	2	155	\$	326,906	\$	533,856,060
AN	ALASKA	AK18601-5999*	Allakaket - Comprehensive Piped System	5	156	\$	44,070,113	\$	577,926,173
AN	ALASKA	AK03511-5999*	Atmauthluak - Comprehensive Piped System	5	157	\$	24,417,026	\$	602,343,199
AN	ALASKA	AK03505-5999*	Oscarville - Comprehensive Piped System	5	158	\$	10,222,240	\$	612,565,439
AN	ALASKA	AK03506-5999*	Platinum - Comprehensive Piped System	5	159	\$	12,815,652	\$	625,381,091
AN	ALASKA	AK20708-5999*	Stevens Village - Comprehensive Piped System	5	160	\$	31,218,020	\$	656,599,111
AN	ALASKA	AK17563-5999*	TAKOTNA - Comprehensive Piped System	5	161	\$	21,838,638	\$	678,437,749
AN	ALASKA	AK23803-5999*	Wales Comprehensive Piped Systems	5	162	\$	16,614,291	\$	695,052,040
AN	ALASKA	AK23800-1103	STEBBINS - Water Storage Tank	3	163	\$	7,993,000	\$	703,045,040
AN	ALASKA	AK03509-1001	TULUKSAK - Water Treatment Plant - Washeteria	3	164	\$	6,339,779	\$	709,384,819
AN	ALASKA	AK23798-5006	SHISHMAREF - Existing FTH Upgrades	2	165	\$	484,826	\$	709,869,645
AN	ALASKA	AK24844-2001	Chevak - Sewage Lagoon	3	166	\$	3,873,238	\$	713,742,883
AN	ALASKA	AK17541-2002	ANIAC - Lagoon Expansion	3	167	\$	3,778,076	\$	717,520,959
AN	ALASKA	AK24856-5002	Russian Mission - Water and sewer system upgrades	2	168	\$	959,977	\$	718,480,936
AN	ALASKA	AK20701-5999*	Arctic Village - Comprehensive Piped System	5	169	\$	39,836,594	\$	758,317,530
AN	ALASKA	AK03494-5999*	KONGIGANAK - Comprehensive Piped System	5	170	\$	60,230,695	\$	818,548,225
AN	ALASKA	AK14375-5002	NIKOLSKI - WTP Upgrades	4	171	\$	538,084	\$	819,086,309
AN	ALASKA	AK09285-2003	NANWALEK - Sludge Lagoon Facility	3	172	\$	2,580,695	\$	821,667,004
AN	ALASKA	AK08149-1101	GULKANA - Water Storage Tank Foundation	2	173	\$	516,831	\$	822,183,835
AN	ALASKA	AK13330-3001	OUZINKIE - Water Main Replacement	2	174	\$	1,694,000	\$	823,877,835
AN	ALASKA	AK01008-4002	KASAAN- Sewer System Rehabilitation	3	175	\$	668,383	\$	824,546,218
AN	ALASKA	AK14367-9004	Chignik Lake - Solid Waste Improvements	2	176	\$	246,840	\$	824,793,058
AN	ALASKA	AK19673-9004	TETLIN - SW Landfill Improvements	2	177	\$	193,800	\$	824,986,858
AN	ALASKA	AK23781-3002	Brevig Mission Water Transmission Main	2	178	\$	909,000	\$	825,895,858
AN	ALASKA	AK15428-2002	EKWOK - Lift Station Upgrades	2	179	\$	220,755	\$	826,116,613
AN	ALASKA	AK03488-2004*	Eek - Zone 3, Phase 2	5	180	\$	4,170,850	\$	830,287,463
AN	ALASKA	AK14367-1003	Chignik Lake - Water Treatment Plant	3	181	\$	2,826,000	\$	833,113,463
AN	ALASKA	AK18622-2003	TANANA - Sewage Lagoon Upgrade	3	182	\$	349,087	\$	833,462,550
AN	ALASKA	AK22741-9005	AMBLER - New Solid Waste Site	3	183	\$	1,899,490	\$	835,362,040

Indian Health Service
2017 Annual Report of Sanitation Deficiency Levels

AN	ALASKA	AK12291-9004*	PORT GRAHAM- Solid Waste Facility	3	184	\$	1,993,068	\$	837,355,108
AN	ALASKA	AK20705-5999*	Circle - Comprehensive Piped System	5	185	\$	29,092,584	\$	866,447,692
AN	ALASKA	AK03500-5999*	Napaskiak Comprehensive Pipes System	5	186	\$	40,699,200	\$	907,146,892
AN	ALASKA	AK17562-5999*	Stony River - Comprehensive Piped System	5	187	\$	15,754,746	\$	922,901,638
AN	ALASKA	AK15433-2003	Koliganek - Onsite Septic Systems	3	188	\$	438,024	\$	923,339,662
AN	ALASKA	AK03042-9003	KAKE - Solid Waste	3	189	\$	480,930	\$	923,820,592
AN	ALASKA	AK15442-9007	NONDALTON - Solid Waste	3	190	\$	436,813	\$	924,257,405
AN	ALASKA	AK24850-9003	KOTLIK - New Solid Waste Site	3	191	\$	1,439,397	\$	925,696,802
AN	ALASKA	AK22744-9006	Deering - Solid Waste	3	192	\$	904,384	\$	926,601,186
AN	ALASKA	AK22744-1002	Deering -- Seasonal Water Distribution System	3	193	\$	2,035,597	\$	928,636,783
AN	ALASKA	AK14369-9003	FALSE PASS- Landfill Upgrades	3	194	\$	518,000	\$	929,154,783
AN	ALASKA	AK15442-2105	NONDALTON - Sewer Lagoon	3	195	\$	3,600,713	\$	932,755,496
AN	ALASKA	AK03502-5999*	Nightmute - Comprehensive Piped System	4	196	\$	19,695,014	\$	952,450,510
AN	ALASKA	AK12295-9002	TYONEK- Landfill Upgrades	3	197	\$	375,557	\$	952,826,067
AN	ALASKA	AK24854-3001	Pilot Station Water Replacement	3	198	\$	1,862,297	\$	954,688,364
AN	ALASKA	AK24854-9002	PILOT STATION - Solid Waste	3	199	\$	1,816,444	\$	956,504,808
AN	ALASKA	AK14366-5002	Chignik Lagoon - Backup water source and distribution improvements	2	200	\$	378,428	\$	956,883,236
AN	ALASKA	AK03498-9009	MEKORYUK - Solid Waste Site	2	201	\$	633,617	\$	957,516,853
AN	ALASKA	AK03507-2001	TUNUNAK: Alternative Toilets	2	202	\$	207,932	\$	957,724,785
AN	ALASKA	AK03502-5003	NIGHTMUTE - Washeteria	3	203	\$	2,496,000	\$	960,220,785
AN	ALASKA	AK03510-5002	TUNTUTULIAK - New Wash/WTP	2	204	\$	3,437,857	\$	963,658,642
AN	ALASKA	AK03483-9001	Akiak - Solid Waste Improvements	3	205	\$	823,500	\$	964,482,142
AN	ALASKA	AK22754-9001	SHUNGNAK - New Landfill & Closeout Old LF	3	206	\$	1,704,293	\$	966,186,435
AN	ALASKA	AK08152-9002	TATITLEK - Solid Waste Facility	3	207	\$	992,957	\$	967,179,392
AN	ALASKA	AK12295-3001	TYONEK- Water Main & Service Replacement	3	208	\$	1,193,013	\$	968,372,405
AN	ALASKA	AK22751-2002	NOORVIK - Sewage Lagoon Closure	2	209	\$	936,210	\$	969,308,615
AN	ALASKA	AK15437-1002	LEVELOCK - Washeteria Upgrades	2	210	\$	382,584	\$	969,691,199
AN	ALASKA	AK03496-5999*	Kwigillingok - Comprehensive Piped System	3	211	\$	55,049,100	\$	1,024,740,299
AN	ALASKA	AK19670-5999*	Northway- Comprehensive Piped System	2	212	\$	11,921,675	\$	1,036,661,974
AN	ALASKA	AK24858-3102*	SCAMMON BAY - Water Distribution System Replacement Phase 2	3	213	\$	4,208,046	\$	1,040,870,020
AN	ALASKA	AK24856-2004	Russian Mission - Sewage Lagoons	4	214	\$	3,131,704	\$	1,044,001,724
AN	ALASKA	AK14377-1002	Perryville - Dam	3	215	\$	2,536,088	\$	1,046,537,812
AN	ALASKA	AK23785-9104	GAMBELL - Solid Waste Improvements	3	216	\$	560,000	\$	1,047,097,812
AN	ALASKA	AK15440-2003	Newhalen - Sewer Lagoon Expansion	3	217	\$	876,602	\$	1,047,974,414
AN	ALASKA	AK22747-9006	KIVALINA - Expand Solid Waste Site	3	218	\$	1,888,530	\$	1,049,862,944
AN	ALASKA	AK23796-9006	Savoonga - Solid Waste	3	219	\$	1,733,446	\$	1,051,596,390
AN	ALASKA	AK17560-9002	SHAGELUK - Landfill Upgrades	3	220	\$	980,094	\$	1,052,576,484
AN	ALASKA	AK17556-2101	Nikolai Lift Station Enclosure	2	221	\$	399,001	\$	1,052,975,485
AN	ALASKA	AK23784-1003	ELIM - Water Treatment/Intake Imp.	2	222	\$	1,193,077	\$	1,054,168,562
AN	ALASKA	AK18618-5102*	NULATO - Lower Townsite Wells and Septics	5	223	\$	3,642,303	\$	1,057,810,865
AN	ALASKA	AK17550-1001	Upper Kalskag Drinking Water Wells	3	224	\$	1,590,963	\$	1,059,401,828
AN	ALASKA	AK17550-4003	UPPER KALSKAG - Force Main Repair	2	225	\$	275,149	\$	1,059,676,977
AN	ALASKA	AK03511-1003	Atmautluak - Washeteria/WTP Improvements	2	226	\$	1,361,392	\$	1,061,038,369
AN	ALASKA	AK23785-9007	GAMBELL - Landfill	3	227	\$	2,299,998	\$	1,063,338,367
AN	ALASKA	AK22753-9001	Selawik - New Solid Waste Site	3	228	\$	2,566,055	\$	1,065,904,422
AN	ALASKA	AK15438-9003	MANOKOTAK - Solid Waste Equipment	2	229	\$	40,000	\$	1,065,944,422
AN	ALASKA	AK20705-1003*	Circle - New Water Treatment Plant/Washeteria	4	230	\$	3,872,699	\$	1,069,817,121

Indian Health Service
2017 Annual Report of Sanitation Deficiency Levels

AN	ALASKA	AK03503-2001	Nunapitchuk East and West Lagoons Improvements	3	231	\$	4,774,400	\$	1,074,591,521
AN	ALASKA	AK14362-9002	ATKA - Solid Waste Upgrade	3	232	\$	109,875	\$	1,074,701,396
AN	ALASKA	AK17543-9006	Crooked Creek - Landfill	3	233	\$	673,200	\$	1,075,374,596
AN	ALASKA	AK13325-2003	KARLUK - Sewer Lift Station	3	234	\$	787,500	\$	1,076,162,096
AN	ALASKA	AK17556-9003	Nikolai - Solid Waste	3	235	\$	982,142	\$	1,077,144,238
AN	ALASKA	AK12295-2003	TYONEK - Sludge Lagoon Upgrade	2	236	\$	1,095,000	\$	1,078,239,238
AN	ALASKA	AK18622-5002*	TANANA - Connect 5 Homes to Grid	5	237	\$	1,943,779	\$	1,080,183,017
AN	ALASKA	AK19672-2001	Tanacross Sewer Improvements	2	238	\$	715,237	\$	1,080,898,254
AN	ALASKA	AK15433-9004	Koliganek - solid waste site	3	239	\$	686,573	\$	1,081,584,827
AN	ALASKA	AK03511-9004	Atmaultluak - Solid Waste	3	240	\$	1,515,441	\$	1,083,100,268
AN	ALASKA	AK03496-9005	Kwigillingok Closure of Existing Solid Waste Site	3	241	\$	1,247,583	\$	1,084,347,851
AN	ALASKA	AK22744-2005	DEERING - Vacuum Sewer System Upgrades	2	242	\$	1,032,911	\$	1,085,380,762
AN	ALASKA	AK22744-2001	DEERING - Existing Lagoon Upgrades	2	243	\$	1,222,278	\$	1,086,603,040
AN	ALASKA	AK15429-2001	IGIUGIG - Sewer Lagoon Improvements	2	244	\$	592,289	\$	1,087,195,329
AN	ALASKA	AK13325-1101*	KARLUK - Water Storage Tank and Transmission Line	3	245	\$	1,198,333	\$	1,088,393,662
AN	ALASKA	AK03496-2001	Kwigillingok Washeteria Lagoon	4	246	\$	4,343,950	\$	1,092,737,612
AN	ALASKA	AK15441-1001	New Stuyahok water treatment plant	3	247	\$	3,510,459	\$	1,096,248,071
AN	ALASKA	AK09285-3002	NANWALEK - Water Distro Replacement - Phase II	3	248	\$	1,155,187	\$	1,097,403,258
AN	ALASKA	AK09285-3005	NANWALEK - Water Distro Replace - Phase 1	3	249	\$	937,406	\$	1,098,340,664
AN	ALASKA	AK24861-5003	Marshall - Waste Oil Burner	2	250	\$	40,000	\$	1,098,380,664
AN	ALASKA	AK01002-1006	HYDABURG- New Water Storage Tanks	2	251	\$	2,757,187	\$	1,101,137,851
AN	ALASKA	AK01002-2003	HYDABURG- Sewage Treatment- Phase III	2	252	\$	2,668,770	\$	1,103,806,621
AN	ALASKA	AK01002-3004	HYDABURG- Water Distribution Replacement	2	253	\$	1,674,000	\$	1,105,480,621
AN	ALASKA	AK24858-1104	SCAMMON BAY - Water Impoundment	2	254	\$	1,560,134	\$	1,107,040,755
AN	ALASKA	AK01002-1105	HYDABURG- New Raw Water Source	3	255	\$	5,548,668	\$	1,112,589,423
AN	ALASKA	AK20705-9003	Circle - Solid Waste	3	256	\$	137,500	\$	1,112,726,923
AN	ALASKA	AK13329-9002	OLD HARBOR - Solid Waste Facility	2	257	\$	341,625	\$	1,113,068,548
AN	ALASKA	AK17549-1003	HOLY CROSS: Primary Community Well	2	258	\$	1,399,943	\$	1,114,468,491
AN	ALASKA	AK22748-9003	KOBUK - Solid Waste Improvements	2	259	\$	347,424	\$	1,114,815,915
AN	ALASKA	AK22748-1002	KOBUK - WTP Process Upgrades	2	260	\$	619,984	\$	1,115,435,899
AN	ALASKA	AK24856-3003	Russian Mission - Upper circ loop	2	261	\$	931,000	\$	1,116,366,899
AN	ALASKA	AK24850-1001*	KOTLIK - Water & Sewer to Island Sections	5	262	\$	10,405,000	\$	1,126,771,899
AN	ALASKA	AK15422-4002*	Aleknagik Low Pressure Sewer System	3	263	\$	3,527,125	\$	1,130,299,024
AN	ALASKA	AK23802-9006	Unalakleet - Solid Waste	2	264	\$	534,905	\$	1,130,833,929
AN	ALASKA	AK03509-9004	TULUKSAK - Solid Waste	2	265	\$	752,432	\$	1,131,586,361
AN	ALASKA	AK23784-2005	ELIM - Sewer Treatment Imp.	2	266	\$	2,494,616	\$	1,134,080,977
AN	ALASKA	AK03489-2001	Goodnews Bay - Sewer lagoon erosion control	2	267	\$	1,380,952	\$	1,135,461,929
AN	ALASKA	AK03500-5002	Napaskiak FTH Rehabilitation - 20 Homes	5	268	\$	1,800,000	\$	1,137,261,929
AN	ALASKA	AK15451-5005*	TOGIAK West Loop #1 W/S Upgrade (Ph.3)	3	269	\$	7,087,567	\$	1,144,349,496
AN	ALASKA	AK17561-9001	SLEETMUTE - Solid Waste	2	270	\$	431,408	\$	1,144,780,904
AN	ALASKA	AK20704-5201	CHALKYITSIK - WTP, Washeteria & WST Upgrades	2	271	\$	994,790	\$	1,145,775,694
AN	ALASKA	AK14366-9001	Chignik Lagoon - Solid Waste	2	272	\$	500,000	\$	1,146,275,694
AN	ALASKA	AK23798-2002	SHISHMAREF - Honeybucket Lagoon	2	273	\$	1,795,569	\$	1,148,071,263
AN	ALASKA	AK14369-2002*	FALSE PASS- Onsite Wastewater Systems & Septic Pumper Truck	3	274	\$	1,930,808	\$	1,150,002,071
AN	ALASKA	AK15455-1002*	Kokhanok- Water treatment plant	3	275	\$	3,259,792	\$	1,153,261,863
AN	ALASKA	AK24857-3001*	ST. MARY'S - Andreafski Loop Water Main Upgrade	3	276	\$	3,410,537	\$	1,156,672,400
AN	ALASKA	AK19673-5102*	TETLIN - Water and Sewer Haul	5	277	\$	3,336,224	\$	1,160,008,624

**Indian Health Service
2017 Annual Report of Sanitation Deficiency Levels**

AN	ALASKA	AK24861-5101*	Marshall W&S Phase 9A&B - Water and Sewer pipe replacement	3	278	\$	4,549,285	\$	1,164,557,909
AN	ALASKA	AK14375-5001*	NIKOLSKI - Sewage Disposal Upgrades	3	279	\$	912,762	\$	1,165,470,671
AN	ALASKA	AK15450-2001*	South Naknek - Community Wastewater System	3	280	\$	5,270,874	\$	1,170,741,545
AN	ALASKA	AK02024-9006	METLAKATLA - Solid Waste	2	281	\$	2,017,285	\$	1,172,758,830
AN	ALASKA	AK17547-3102*	Grayling - Dist System Replacement Ph 2	3	282	\$	3,492,562	\$	1,176,251,392
AN	ALASKA	AK15422-5001*	Aleknagik-North Shore West Area Phase 1 Water	2	283	\$	3,308,304	\$	1,179,559,696
AN	ALASKA	AK06107-9005	YAKUTAT - Landfill Upgrades	3	284	\$	1,211,700	\$	1,180,771,396
AN	ALASKA	AK23785-1003	Gambell -Water Plant - Boilers, Pumps, Fuel System, Piping	2	285	\$	1,792,039	\$	1,182,563,435
AN	ALASKA	AK01003-1102	KLAWOCK - Water source	2	286	\$	1,322,240	\$	1,183,885,675
AN	ALASKA	AK15451-4007*	TOGIAC East Loop Sewer Facilities Upgrades (Ph. 1)	2	287	\$	5,049,750	\$	1,188,935,425
AN	ALASKA	AK06107-3003*	YAKUTAT - Water Main Replacement	2	288	\$	950,000	\$	1,189,885,425
AN	ALASKA	AK03506-9004	Platinum - Solid Waste	2	289	\$	125,000	\$	1,190,010,425
AN	ALASKA	AK14365-1103*	Chignik Bay Water Source and Transmission Line	3	290	\$	1,840,541	\$	1,191,850,966
AN	ALASKA	AK13325-1202*	KARLUK - Water Treatment Plant	3	291	\$	1,245,000	\$	1,193,095,966
AN	ALASKA	AK22741-3007*	AMBLER - North Loop Water Replacement	2	292	\$	3,715,478	\$	1,196,811,444
AN	ALASKA	AK22741-3009*	AMBLER - South Loop Water Replacement	2	293	\$	3,259,888	\$	1,200,071,332
AN	ALASKA	AK22741-4010*	AMBLER - South Loop Sewer Replacement	2	294	\$	2,412,585	\$	1,202,483,917
AN	ALASKA	AK22741-4008*	AMBLER - North Loop Sewer Replacement	2	295	\$	3,582,049	\$	1,206,065,966
AN	ALASKA	AK15442-4006*	NONDALTON - Sewer Collection	2	296	\$	3,768,112	\$	1,209,834,078
AN	ALASKA	AK22742-9001*	BUCKLAND - Solid Waste Upgrade	3	297	\$	2,830,000	\$	1,212,664,078
AN	ALASKA	AK22746-9006*	KIANA - New Landfill	3	298	\$	4,860,000	\$	1,217,524,078
AN	ALASKA	AK03503-5999*	Nunapitchuk - Comprehensive Piped System	3	299	\$	39,890,878	\$	1,257,414,956
AN	ALASKA	AK02025-3003*	SAXMAN- Water Distribution Replacement	3	300	\$	1,897,141	\$	1,259,312,097
AN	ALASKA	AK23804-9001*	WHITE MTN - New Landfill and Closeout of Old Landfill	3	301	\$	1,830,000	\$	1,261,142,097
AN	ALASKA	AK19673-5999*	Tetlin - Comprehensive Piped Systems	3	302	\$	22,258,481	\$	1,283,400,578
AN	ALASKA	AK15428-2003*	EKWOK: Sewage lagoon improvements	2	303	\$	855,425	\$	1,284,256,003
AN	ALASKA	AK01002-2001*	HYDABURG- Sewage Treatment- Phase II	2	304	\$	2,041,334	\$	1,286,297,337
AN	ALASKA	AK15433-1002*	Koliganek - water treatment plant	3	305	\$	4,100,928	\$	1,290,398,265
AN	ALASKA	AK08149-9003*	Gulkana Open Dump Assessment	3	306	\$	1,107,650	\$	1,291,505,915
AN	ALASKA	AK19670-9003*	NORTHWAY - Solid Waste	3	307	\$	1,355,229	\$	1,292,861,144
AN	ALASKA	AK09285-9004*	NANWALEK - Solid Waste Facility, Burn Box, Central Collection	3	308	\$	3,117,627	\$	1,295,978,771
AN	ALASKA	AK23791-1001*	Little Diomed Water source development and treatment	3	309	\$	3,614,393	\$	1,299,593,164
AN	ALASKA	AK18611-5001*	KALTAG - Phase 2 Water & Sewer	3	310	\$	6,151,216	\$	1,305,744,380
AN	ALASKA	AK13323-9002	AKHIOK - Solid Waste Site Improvements Project	2	311	\$	196,267	\$	1,305,940,647
AN	ALASKA	AK04061-1003*	ANGOON - Water Source Upgrade	2	312	\$	5,613,888	\$	1,311,554,535
AN	ALASKA	AK24856-9001*	Russian Mission - Solid Waste Site	3	313	\$	5,200,000	\$	1,316,754,535
AN	ALASKA	AK03498-5999*	Mekoryuk - Comprehensive Piped System	3	314	\$	31,702,936	\$	1,348,457,471
AN	ALASKA	AK22750-9104*	NOATAK - Expand Landfill	3	315	\$	5,548,800	\$	1,354,006,271
AN	ALASKA	AK17542-5002*	ANVIK Water and Sewer Project	2	316	\$	1,921,042	\$	1,355,927,313
AN	ALASKA	AK03490-9001*	KASIGLUK Solid Waste	3	317	\$	4,927,203	\$	1,360,854,516
AN	ALASKA	AK03499-5999*	Napakiak - Comprehensive Piped System	3	318	\$	40,185,662	\$	1,401,040,178
AN	ALASKA	AK14361-5002*	AKUTAN- Water & Sewer Distribution Main Replacement	2	319	\$	4,136,302	\$	1,405,176,480
AN	ALASKA	AK15451-3003*	TOGIAC East Loop Water Main Upgrades (Ph. 1)	2	320	\$	4,123,512	\$	1,409,299,992
AN	ALASKA	AK14374-1002*	NELSON LAGOON - Water Storage Tank	2	321	\$	1,267,310	\$	1,410,567,302
AN	ALASKA	AK18624-9002*	ALATNA - Solid Waste Landfill	3	322	\$	588,271	\$	1,411,155,573
AN	ALASKA	AK13325-9005*	KARLUK - Solid Waste Facility	3	323	\$	1,171,113	\$	1,412,326,686
AN	ALASKA	AK17551-9002*	Lime Village Solid Waste Improvements	3	324	\$	482,874	\$	1,412,809,560

Indian Health Service
2017 Annual Report of Sanitation Deficiency Levels

AN	ALASKA	AK03505-9006*	OSCARVILLE: Community Solid Waste Site	3	325	\$	473,246	\$ 1,413,282,806
AN	ALASKA	AK13323-1001	AKHIOK - Water Source Improvements Project	2	326	\$	540,000	\$ 1,413,822,806
AN	ALASKA	AK09285-3006*	NANWALEK - Water Distro Replacement - Phase III	3	327	\$	659,978	\$ 1,414,482,784
AN	ALASKA	AK14377-1001*	Perryville - Water Treatment Plant	3	328	\$	3,042,350	\$ 1,417,525,134
AN	ALASKA	AK24858-2103	SCAMMON BAY: Sewage Lagoon Expansion	3	329	\$	5,160,203	\$ 1,422,685,337
AN	ALASKA	AK08152-1103*	TATITLEK - Intake Gallery Restoration	2	330	\$	1,687,867	\$ 1,424,373,204
AN	ALASKA	AK17562-9001*	Stony River - Solid Waste	3	331	\$	799,223	\$ 1,425,172,427
AN	ALASKA	AK08141-2001	CHENEGA BAY- Sewer Sludge Disposal Facility	2	332	\$	778,553	\$ 1,425,950,980
AN	ALASKA	AK23784-5202*	ELIM - East Loop Water and Sewer	2	333	\$	2,700,923	\$ 1,428,651,903
AN	ALASKA	AK03502-9005*	NIGHTMUTE - Solid Waste	3	334	\$	1,389,930	\$ 1,430,041,833
AN	ALASKA	AK15452-5001*	Twin Hills water and sewer system improvements	2	335	\$	7,183,256	\$ 1,437,225,089
AN	ALASKA	AK03506-4003*	PLATINUM - Pumper Truck Storage	2	336	\$	881,980	\$ 1,438,107,069
AN	ALASKA	AK14369-1004*	FALSE PASS- WTP & WST Upgrades	1	337	\$	464,000	\$ 1,438,571,069
AN	ALASKA	AK03495-9001*	Kwethluk - Solid Waste	1	338	\$	667,013	\$ 1,439,238,082
AN	ALASKA	AK14362-1001*	ATKA - Upgrade Creek Intake	1	339	\$	142,133	\$ 1,439,380,215
AN	ALASKA	AK03494-9003*	KONGIGANAK - Solid Waste	1	340	\$	1,590,899	\$ 1,440,971,114
AN	ALASKA	AK15437-2003*	LEVELOCK - Septic Tank Pumper Truck	1	341	\$	200,804	\$ 1,441,171,918

**Indian Health Service
2017 Annual Report of Sanitation Deficiency Levels**

IHS Area: Albuquerque (AL)

Area	State	Project No.	Project Name	Project DL	Area Priority	Project Cost	Cumulative Project Cost
AL	NEW MEXICO	NM21215-1801	SC East Housing Lift Station Replacement	4	1	\$ 451,120	\$ 451,120
AL	NEW MEXICO	NM29365-2301	TA Sewer Service Line Replacement	3	2	\$ 9,300	\$ 460,420
AL	NEW MEXICO	NM33389-0301	LAGUNA-Encinal WW Lagoon Expansion	3	3	\$ 293,700	\$ 754,120
AL	NEW MEXICO	NM33390-0301	LAGUNA-Mesita Old Village WW Lagoon Expansion	3	4	\$ 687,950	\$ 1,442,070
AL	NEW MEXICO	NM26311-1401	TES Septic Tank & Drainfield Replacement	4	5	\$ 51,400	\$ 1,493,470
AL	NEW MEXICO	NM33396-1007	LAGUNA-Drainfield Replacement Phase 2	4	6	\$ 785,000	\$ 2,278,470
AL	NEW MEXICO	NM17144-1607	ZUNI Sewer Main Rehab	2	7	\$ 2,111,000	\$ 4,389,470
AL	NEW MEXICO	NM23248-0401	JEMEZ New Water Storage Tank	2	8	\$ 675,100	\$ 5,064,570
AL	NEW MEXICO	NM33383-1201	ACOMA Water System Improvements	2	9	\$ 1,505,500	\$ 6,570,070
AL	NEW MEXICO	NM33006-0201	ACOMA Beverly Hills Water Looping	3	10	\$ 212,000	\$ 6,782,070
AL	NEW MEXICO	NM17144-1803	ZUNI Old Well Rehabilitations	2	11	\$ 488,000	\$ 7,270,070
AL	NEW MEXICO	NM23261-0308	ZIA - Water Storage Tank Renovation	2	12	\$ 213,000	\$ 7,483,070
AL	NEW MEXICO	NM19167-0704	MESCALERO B-Side Zone Improvements	2	13	\$ 199,600	\$ 7,682,670
AL	COLORADO	CO34029-0201	SU Raw Water Settling Pond Expansion	2	14	\$ 2,594,600	\$ 10,277,270
AL	NEW MEXICO	NM23255-3301	SF East Rio Grande Well #2	2	15	\$ 421,100	\$ 10,698,370
AL	NEW MEXICO	NM23256-1301	SA Water Storage Tank Expansion	2	16	\$ 448,540	\$ 11,146,910
AL	NEW MEXICO	NM17144-1802	ZUNI Water Main Rehab	2	17	\$ 1,305,000	\$ 12,451,910
AL	NEW MEXICO	NM01085-0206	ISLETA Westside WL Replacement 2	2	18	\$ 552,000	\$ 13,003,910
AL	NEW MEXICO	NM26306-1301	NAM New 100,000 Gallon Water Tank	2	19	\$ 414,500	\$ 13,418,410
AL	NEW MEXICO	NM23246-1601	CO Main Village Lagoon Liner Repair	2	20	\$ 328,000	\$ 13,746,410
AL	NEW MEXICO	NM23256-0701	SA Dove Rd-Eagle Ln Sewermain Replacement	2	21	\$ 116,200	\$ 13,862,610
AL	COLORADO	CO42063-1901	UMU Failing Individual Septic System	3	22	\$ 353,100	\$ 14,215,710
AL	NEW MEXICO	NM23257-1601	SD Wastewater Lift Station & Percolation Cell	2	23	\$ 917,500	\$ 15,133,210
AL	NEW MEXICO	NM17144-1801	ZUNI Water Source Emergency Power	2	24	\$ 365,000	\$ 15,498,210
AL	NEW MEXICO	NM29365-0801	TA River Crossing	2	25	\$ 112,900	\$ 15,611,110
AL	NEW MEXICO	NM29365-1001	TA Xfer Stat WL Ext & Illegal Dump Sites	2	26	\$ 580,100	\$ 16,191,210
AL	NEW MEXICO	NM23255-2201	SF Main Village Sewer Replacement	2	27	\$ 535,300	\$ 16,726,510
AL	NEW MEXICO	NM33396-1008	LAGUNA-Drainfield Replacement Phase 3	4	28	\$ 1,019,500	\$ 17,746,010
AL	NEW MEXICO	NM19167-0104	MESCALERO I&I Phase 3 (p)	3	29	\$ 1,476,900	\$ 19,222,910
AL	NEW MEXICO	NM01085-1202	ISLETA Lizard Flats Sewer Main Ext.	3	30	\$ 481,800	\$ 19,704,710
AL	NEW MEXICO	NM21214-2401	OO Individual Septic System	3	31	\$ 46,292	\$ 19,751,002
AL	NEW MEXICO	NM01009-2016	ISLETA Illegal Dump Sites	2	32	\$ 71,300	\$ 19,822,302
AL	NEW MEXICO	NM26307-1001	POJ FH & GV Replacement	2	33	\$ 201,212	\$ 20,023,514
AL	NEW MEXICO	NM29362-1601	PIC Water Meter Rehabilitation	2	34	\$ 108,400	\$ 20,131,914
AL	NEW MEXICO	NM26311-0901	TES Gate Valve & Flush Hydrant Replacement	2	35	\$ 144,600	\$ 20,276,514
AL	NEW MEXICO	NM23255-2401	SF Water Main Replacement: East	2	36	\$ 625,900	\$ 20,902,414
AL	NEW MEXICO	NM33395-0701	LAGUNA-Seama LS & Lagoon Rehabilitation	2	37	\$ 113,900	\$ 21,016,314
AL	NEW MEXICO	NM23261-1001	ZIA - Solid Waste Transfer Station Improvements	2	38	\$ 221,000	\$ 21,237,314
AL	NEW MEXICO	NM33006-1201	ACOMA Residential Water Meters	2	39	\$ 1,106,000	\$ 22,343,314
AL	NEW MEXICO	NM29362-1301	PIC ST&DF Replacement	3	40	\$ 30,800	\$ 22,374,114
AL	NEW MEXICO	NM19166-0801	MESCALERO Carrizo Ctrl Valves	2	41	\$ 112,100	\$ 22,486,214
AL	NEW MEXICO	NM23256-1201	SA Eagle Estates Sewer Rehabilitation	2	42	\$ 51,723	\$ 22,537,937

Indian Health Service
2017 Annual Report of Sanitation Deficiency Levels

AL	COLORADO	CO42063-0801	UMU Sanitation Facilities @Transfer Station	2	43	\$	185,900	\$	22,723,837
AL	NEW MEXICO	NM17144-0202	ZUNI Wastewater Treatment Improvements Phase 2 of 2	3	44	\$	2,265,000	\$	24,988,837
AL	NEW MEXICO	NM23246-1101	CO Transfer Station and Solid Waste Cleanup	2	45	\$	410,900	\$	25,399,737
AL	NEW MEXICO	NM17144-1201	ZUNI SCADA Improvements	2	46	\$	316,500	\$	25,716,237
AL	NEW MEXICO	NM01085-2016*	ISLETA Main Village WL Replacement	1	47	\$	543,600	\$	26,259,837
AL	COLORADO	CO34029-0601	SU Building to Cover Sludge Drying	2	48	\$	142,200	\$	26,402,037
AL	NEW MEXICO	NM29365-2001	TA Water Meter Replacement	2	49	\$	283,000	\$	26,685,037
AL	NEW MEXICO	NM19166-0601	MESCALERO State Well PH Renovation	2	50	\$	746,800	\$	27,431,837
AL	NEW MEXICO	NM23246-1701	CO South Lagoon Repairs	2	51	\$	396,400	\$	27,828,237
AL	NEW MEXICO	NM26306-1501	NAM Main Village Tanks Renovation	2	52	\$	198,700	\$	28,026,937
AL	NEW MEXICO	NM26307-1401	POJ Main LS Lifting Gantry	2	53	\$	62,750	\$	28,089,687
AL	NEW MEXICO	NM23248-0601	JEMEZ Water Meter Project	2	54	\$	517,600	\$	28,607,287
AL	NEW MEXICO	NM23254-1001	SANDIA Water Meter Installation	2	55	\$	250,500	\$	28,857,787
AL	COLORADO	CO42063-1801	UMU Cortez/Towaoc H2O Improvement	3	56	\$	4,583,700	\$	33,441,487
AL	NEW MEXICO	NM23257-1301	SD New SCADA System	2	57	\$	184,500	\$	33,625,987
AL	NEW MEXICO	NM26311-1001	TES AC Water Main Replacement	2	58	\$	350,800	\$	33,976,787
AL	NEW MEXICO	NM26308-2301	SI Main Village Water Main Replacement	2	59	\$	1,076,399	\$	35,053,186
AL	NEW MEXICO	NM23248-0301	JEMEZ Mechanical WWTP	3	60	\$	2,450,300	\$	37,503,486
AL	NEW MEXICO	NM21215-1701	SC Wastewater Improvements	2	61	\$	553,085	\$	38,056,571
AL	NEW MEXICO	NM23255-3101	SF Sewer Main Replacement-8 Homes	2	62	\$	21,600	\$	38,078,171
AL	NEW MEXICO	NM23257-0801	SD Solid Waste Transfer Station	2	63	\$	382,500	\$	38,460,671
AL	NEW MEXICO	NM23246-1401	CO South Force Main Protection	2	64	\$	68,700	\$	38,529,371
AL	NEW MEXICO	NM26306-0101	NAM Water Meters	2	65	\$	195,000	\$	38,724,371
AL	UTAH	UT19441-0601	UMU White Mesa Water Meters	2	66	\$	103,900	\$	38,828,271
AL	NEW MEXICO	NM26308-3501	SI Individual Wastewater Systems Replacement	4	67	\$	42,000	\$	38,870,271
AL	NEW MEXICO	NM26306-1601	NAM Little Dam Well #2	2	68	\$	367,600	\$	39,237,871
AL	NEW MEXICO	NM21215-1201	SC Open Dump Closure	3	69	\$	87,805	\$	39,325,676
AL	NEW MEXICO	NM19172-0601	MESCALERO Fence Canyon Water Improvement	3	70	\$	221,700	\$	39,547,376
AL	NEW MEXICO	NM19167-0707	MESCALERO WMP Ph 2	3	71	\$	6,129,000	\$	45,676,376
AL	NEW MEXICO	NM26308-3301	SI New Water Storage Tank in Main Village	2	72	\$	586,341	\$	46,262,717
AL	NEW MEXICO	NM21214-2201	OO Water System Improvements	2	73	\$	951,020	\$	47,213,737
AL	NEW MEXICO	NM21214-0101	OO Water Meter Installation	2	74	\$	518,369	\$	47,732,106
AL	NEW MEXICO	NM33389-0201	LAGUNA-Encinal Backup Water Source	2	75	\$	513,500	\$	48,245,606
AL	NEW MEXICO	NM21208-0101	JIC Lagoon Abandonment	2	76	\$	828,800	\$	49,074,406
AL	NEW MEXICO	NM23255-0701	SF Water Meters	2	77	\$	610,900	\$	49,685,306
AL	NEW MEXICO	NM26308-3001	SI Transfer Station Expansion	2	78	\$	104,108	\$	49,789,414
AL	COLORADO	CO42063-2001	UMU Standby Generators, Chlorination & Tank Controls	2	79	\$	97,500	\$	49,886,914
AL	NEW MEXICO	NM26308-2401	SI Sewer Service Replacement for 10 Homes	2	80	\$	38,297	\$	49,925,211
AL	NEW MEXICO	NM23256-0902	SA Ranchitos Water System Pressure Upgrades - Phase II	2	81	\$	257,176	\$	50,182,387
AL	NEW MEXICO	NM21214-2101	OO Sewer System Rehabilitation	2	82	\$	804,207	\$	50,986,594
AL	NEW MEXICO	NM26308-2201	SI Open Dump Closures	2	83	\$	333,620	\$	51,320,214
AL	NEW MEXICO	NM26306-0601	NAM Complete Water Main Replace	2	84	\$	1,061,300	\$	52,381,514
AL	NEW MEXICO	NM29362-1701	PIC Water System Improvements	2	85	\$	1,077,400	\$	53,458,914
AL	NEW MEXICO	NM26308-2501	SI Rehab Tewa Water Tank	2	86	\$	231,756	\$	53,690,670
AL	NEW MEXICO	NM26308-2701	SI Water Meters Installation	2	87	\$	174,427	\$	53,865,097
AL	COLORADO	CO42063-0201	UMU Towaoc Water Meters	2	88	\$	568,100	\$	54,433,197
AL	NEW MEXICO	NM21214-1201*	OO Chamita & NY Sewer System	2	89	\$	1,423,319	\$	55,856,516

Indian Health Service 2017 Annual Report of Sanitation Deficiency Levels

AL	NEW MEXICO	NM26307-0801	POJ WW Belt Filter Press	2	90	\$	368,800	\$	56,225,316
AL	NEW MEXICO	NM19166-0501	MESCALERO Goat Summit Backup Source	2	91	\$	406,200	\$	56,631,516
AL	UTAH	UT19441-0701	UMU White Mesa Arsenic Treatment System	2	92	\$	460,300	\$	57,091,816
AL	NEW MEXICO	NM19167-0706	MESCALERO Water Meters	2	93	\$	1,579,900	\$	58,671,716
AL	NEW MEXICO	NM26308-3201*	SI North Village Sewer Main Extension	2	94	\$	127,189	\$	58,798,905
AL	NEW MEXICO	NM26308-3401	SI Watermain Extension in Pajarito	2	95	\$	72,489	\$	58,871,394
AL	NEW MEXICO	NM19167-0902	MESCALERO Solid Waste Transfer Sta	2	96	\$	1,224,500	\$	60,095,894
AL	NEW MEXICO	NM29362-1201	PIC Transfer Sta Replacement & Open Dump Sites	2	97	\$	365,100	\$	60,460,994
AL	NEW MEXICO	NM17144-1901*	Zuni Conversion of Individual Septic to Community Sewer	1	98	\$	170,000	\$	60,630,994
AL	NEW MEXICO	NM26307-1101*	POJ Camino Del Rincon SMX	2	99	\$	355,910	\$	60,986,904
AL	NEW MEXICO	NM26306-0401	NAM Sewer Main Rehab Lagoon #3	2	100	\$	243,100	\$	61,230,004
AL	NEW MEXICO	NM23257-2001	SD Water Main Loop - 4 Homes	2	101	\$	41,900	\$	61,271,904
AL	NEW MEXICO	NM21208-1201	JIC Stone Lake & US 64 Connector	2	102	\$	276,500	\$	61,548,404
AL	COLORADO	CO42063-1501	UMU Replace DI Water Line Ute Trail	2	103	\$	498,000	\$	62,046,404
AL	NEW MEXICO	NM21112-0101*	JIC South Woodyard Water	3	104	\$	498,300	\$	62,544,704
AL	NEW MEXICO	NM26308-2901	SI Sewer Main Replacement	2	105	\$	1,161,602	\$	63,706,306
AL	NEW MEXICO	NM26308-2601*	SI WW Treatment Improvements	3	106	\$	4,019,000	\$	67,725,306
AL	NEW MEXICO	NM23256-0801	SA Day School Road Sewermain Rehab	2	107	\$	277,000	\$	68,002,306
AL	NEW MEXICO	NM33393-0801*	LAGUNA-Paguete Pork Chop Sewer Ext	2	108	\$	588,300	\$	68,590,606
AL	NEW MEXICO	NM19190-0303*	MESCALERO Whitetail WM Replacement	2	109	\$	379,800	\$	68,970,406
AL	NEW MEXICO	NM26306-0701	NAM Sewer Main Rehab Lagoon #1	2	110	\$	295,900	\$	69,266,306
AL	NEW MEXICO	NM26308-2101*	SI South Sewer Collection	2	111	\$	1,306,145	\$	70,572,451
AL	UTAH	UT19441-0201*	UMU White Mesa SW (Landfill Cleanup)	2	112	\$	2,843,100	\$	73,415,551
AL	COLORADO	CO42063-1601	UMU Chimney Rock H2O Arroyo Cross	2	113	\$	90,100	\$	73,505,651
AL	NEW MEXICO	NM21208-0401	JIC Water Main Upgrade	2	114	\$	1,012,700	\$	74,518,351
AL	NEW MEXICO	NM23257-1701	SD Sewer Collection & Lift Station for 5 Homes	2	115	\$	74,600	\$	74,592,951
AL	NEW MEXICO	NM19172-1101	MESCALERO Summit WST	2	116	\$	491,900	\$	75,084,851
AL	NEW MEXICO	NM33005-0101*	ACOMA Anzac Sewage Disposal	2	117	\$	1,837,300	\$	76,922,151
AL	NEW MEXICO	NM26306-0301	NAM Sewer Main Rehab Lagoon #2	2	118	\$	253,500	\$	77,175,651
AL	NEW MEXICO	NM21208-1901	JIC Ind. Homes w/ Water Pressure <20 psi	2	119	\$	139,200	\$	77,314,851
AL	NEW MEXICO	NM19190-0401*	MESCALERO Nogal Backup Water Source	2	120	\$	669,800	\$	77,984,651
AL	NEW MEXICO	NM19190-0501*	MESCALERO Whitetail Backup Source	2	121	\$	669,800	\$	78,654,451
AL	NEW MEXICO	NM21214-2001*	OO SCADA Connections	1	122	\$	43,640	\$	78,698,091
AL	NEW MEXICO	NM21208-1401	JIC-Replace Chinatown Tank	2	123	\$	342,600	\$	79,040,691
AL	NEW MEXICO	NM26311-0801*	TES SM Extension & Expand Ex Lagoon	2	124	\$	1,338,600	\$	80,379,291
AL	NEW MEXICO	NM21999-0201*	JIC Solid Waste Southern Parts	2	125	\$	300,800	\$	80,680,091
AL	NEW MEXICO	NM21112-0201*	JIC Solid Waste Improvements for South Woodyard	2	126	\$	290,800	\$	80,970,891
AL	NEW MEXICO	NM21208-1501*	JIC-Paiz Street Sewer Improvements	2	127	\$	253,300	\$	81,224,191
AL	NEW MEXICO	NM21208-0501*	JIC Sewer Collection System Replacement	2	128	\$	267,700	\$	81,491,891

**Indian Health Service
2017 Annual Report of Sanitation Deficiency Levels**

IHS Area: Bemidji (BE)

Area	State	Project No.	Project Name	Project DL	Area Priority	Project Cost	Cumulative Project Cost
BE	WISCONSIN	WI57375-0301	HC Che Nunk New Well Construction	3	1	\$ 108,080	\$ 108,080
BE	WISCONSIN	WI64986-1101	LDF - Lagoon Improvements	3	2	\$ 4,727,820	\$ 4,835,900
BE	MINNESOTA	MN03056-1401	WE Arsenic Wells	3	3	\$ 117,000	\$ 4,952,900
BE	MICHIGAN	MI07001-0301	KB - Zeba Water Storage Replacement	3	4	\$ 1,252,000	\$ 6,204,900
BE	MINNESOTA	MN04067-0301	RL East Lower Red Lake Arsenic Mitigation ALTERNATE	3	5	\$ 236,000	\$ 6,440,900
BE	WISCONSIN	WI40937-0701	ME Keshena Sewer Replace	3	6	\$ 1,041,000	\$ 7,481,900
BE	WISCONSIN	WI07894-0601	STC Hertel Water System Improvements	2	7	\$ 45,650	\$ 7,527,550
BE	MINNESOTA	MN04067-0701	RL Redby Pumphouse and Arsenic Treatment	3	8	\$ 1,645,560	\$ 9,173,110
BE	MICHIGAN	MI51999-0501	LR- Lagoon WWTF Disposal Bed Replacement	3	9	\$ 70,100	\$ 9,243,210
BE	MINNESOTA	MN16116-0201	GP Sewer I&I and Capacity	3	10	\$ 1,107,120	\$ 10,350,330
BE	MICHIGAN	MI51999-0401	LR- Solid Waste Planning and Clean Up	3	11	\$ 129,000	\$ 10,479,330
BE	MICHIGAN	MI55031-0201	HA - WWTF Improvements - Phase 2	3	12	\$ 846,760	\$ 11,326,090
BE	MINNESOTA	MN01042-0101	ML East Lake Flushing Improvements	2	13	\$ 71,000	\$ 11,397,090
BE	MINNESOTA	MN69245-0301	BF Nett Lake Radium Compliance	3	14	\$ 1,165,000	\$ 12,562,090
BE	WISCONSIN	WI05345-0101	ON - Water Loss Mitigation	3	15	\$ 586,000	\$ 13,148,090
BE	WISCONSIN	WI04887-1001	RC - WWTF Upgrades	2	16	\$ 558,000	\$ 13,706,090
BE	WISCONSIN	WI40938-0701	ME Neopit Sewer Replace - Dog Town	3	17	\$ 775,170	\$ 14,481,260
BE	MINNESOTA	MN64226-0801	LS Elevated Water Tank Repair	2	18	\$ 127,600	\$ 14,608,860
BE	WISCONSIN	WI05345-OW02	ON - Water Storage Replacement	2	19	\$ 740,300	\$ 15,349,160
BE	MICHIGAN	MI17999-SW01	SSM - SW Recycling Trailers	2	20	\$ 85,000	\$ 15,434,160
BE	MINNESOTA	MN48189-0301	ML Lift Station Repairs	2	21	\$ 112,000	\$ 15,546,160
BE	WISCONSIN	WI04887-SW04	RC - Solid Waste Improvements	3	22	\$ 250,000	\$ 15,796,160
BE	WISCONSIN	WI02878-0401	BR - FF to BH Water Consol. Phase I	3	23	\$ 2,951,000	\$ 18,747,160
BE	MINNESOTA	MN64226-0901	LS ICDBG Water Improvements	2	24	\$ 159,300	\$ 18,906,460
BE	MICHIGAN	MI37027-1001	SC - Lift Station #5 Upgrade	2	25	\$ 84,000	\$ 18,990,460
BE	MINNESOTA	MN09999-0401	FDL Mahnomen WTP Renovations	3	26	\$ 429,000	\$ 19,419,460
BE	MINNESOTA	MN03056-1101	WE Sewer Ext (South)	3	27	\$ 335,000	\$ 19,754,460
BE	WISCONSIN	WI40999-0702	ME Middle Village SBR Improve. Phase II	3	28	\$ 940,000	\$ 20,694,460
BE	MINNESOTA	MN03056-1703	WE Water Treatment Plant Building Replacement	2	29	\$ 756,000	\$ 21,450,460
BE	MICHIGAN	MI07999-0401	KB POWTS Repairs	2	30	\$ 63,000	\$ 21,513,460
BE	MICHIGAN	MI17021-1002	BM - Centralized Wastewater Treatment Facilities	2	31	\$ 2,727,900	\$ 24,241,360
BE	MICHIGAN	MI45610-0301	GT Medicine Lodge LS Replacement	2	32	\$ 160,000	\$ 24,401,360
BE	MICHIGAN	MI27028-0101	LVD - Water System Rehabilitation	2	33	\$ 392,000	\$ 24,793,360
BE	MICHIGAN	MI45610-0401	GT - Pumphouse Power Upgrade	2	34	\$ 46,000	\$ 24,839,360
BE	MINNESOTA	MN03056-1301*	WE Sewer Ext (North)	3	35	\$ 867,000	\$ 25,706,360
BE	WISCONSIN	WI42999-0101	HC Bluewing Lift Station and WWTF Renovations	2	36	\$ 98,000	\$ 25,804,360
BE	WISCONSIN	WI07894-0301	STC Water Meters Replacement & Leak Detection	3	37	\$ 243,000	\$ 26,047,360
BE	WISCONSIN	WI45353-OW01	ON - Ridgeland Water Loss	3	38	\$ 174,000	\$ 26,221,360
BE	WISCONSIN	WI04887-0901	RC - North System Sewer Repairs	2	39	\$ 1,221,400	\$ 27,442,760
BE	WISCONSIN	WI58965-0101	LCO Transfer Station	3	40	\$ 613,900	\$ 28,056,660
BE	MICHIGAN	MI37027-0601	SC - Sewer Main Replacement	2	41	\$ 190,000	\$ 28,246,660
BE	WISCONSIN	WI59982-0301	SM - Community Water Improvements	2	42	\$ 40,500	\$ 28,287,160

**Indian Health Service
2017 Annual Report of Sanitation Deficiency Levels**

BE	MICHIGAN	MI17021-1602	BM-POWTS Ph II Replacements	2	43	\$	414,000	\$	28,701,160
BE	MINNESOTA	MN03056-1501*	WE Sewer Ext (East)	3	44	\$	498,000	\$	29,199,160
BE	MINNESOTA	MN16116-0103	GP Water System Improvements Phase 3	3	45	\$	1,791,330	\$	30,990,490
BE	WISCONSIN	WI58012-0101	LCO WM Loop County K&B	2	46	\$	1,114,100	\$	32,104,590
BE	MICHIGAN	MI45610-0201	GT Solar Water Main Extension	2	47	\$	300,000	\$	32,404,590
BE	MINNESOTA	MN16999-0101	GP Individual Surface Water Treatment Systems	3	48	\$	468,000	\$	32,872,590
BE	MINNESOTA	MN09999-0301	FDL Community Homes Sewer Replacement	3	49	\$	1,590,000	\$	34,462,590
BE	MICHIGAN	MI17021-0201	BM - Abandonment of Individual Flowing Wells	2	50	\$	47,000	\$	34,509,590
BE	WISCONSIN	WI02878-0402	BR - FF to BH Water Consol. Phase II	2	51	\$	1,152,600	\$	35,662,190
BE	MICHIGAN	MI51999-0301	LR - WW System Improvements	2	52	\$	12,350	\$	35,674,540
BE	MICHIGAN	MI24005-1603	LTB - Wah Wahs Noo De Ke Water Improvements	2	53	\$	100,000	\$	35,774,540
BE	MINNESOTA	MN69245-0901	BF NL Sewer Ponds rehab	3	54	\$	3,806,530	\$	39,581,070
BE	WISCONSIN	WI02878-0502	BR - New Odanah Sewer Imp. Phase II	3	55	\$	589,000	\$	40,170,070
BE	WISCONSIN	WI02878-0801	BR - Birch Hill Lagoon Improvements	3	56	\$	256,000	\$	40,426,070
BE	MINNESOTA	MN11095-0101	LL Onigum Community Sewer	3	57	\$	1,164,750	\$	41,590,820
BE	WISCONSIN	WI40938-0601	ME Neopit WM Repl Phase III	2	58	\$	281,000	\$	41,871,820
BE	WISCONSIN	WI59999-0101	SM - POWTS Repairs & Rehab	2	59	\$	61,000	\$	41,932,820
BE	MICHIGAN	MI17021-0901	BM - Lift Station Replacements	2	60	\$	31,700	\$	41,964,520
BE	MINNESOTA	MN03055-0101	WE Pine Point- Lagoon Riprap	2	61	\$	296,000	\$	42,260,520
BE	MINNESOTA	MN69247-0101	BF Vermilion Water Tower Repairs	2	62	\$	471,000	\$	42,731,520
BE	WISCONSIN	WI21899-0001	FCP - POWTS Inventory	2	63	\$	104,000	\$	42,835,520
BE	WISCONSIN	WI58024-0101	LCO Water Sequestration	2	64	\$	45,000	\$	42,880,520
BE	MICHIGAN	MI07001-0501	KB - Zeba Water Main Looping	2	65	\$	777,000	\$	43,657,520
BE	WISCONSIN	WI57010-0201	HC Village WWTF Improvements	2	66	\$	89,100	\$	43,746,620
BE	MINNESOTA	MN09999-1301	FDL Failed Septics 2017	2	67	\$	129,000	\$	43,875,620
BE	MINNESOTA	MN04066-0101	RL Ponemah Lift Station Rehabilitation	2	68	\$	357,000	\$	44,232,620
BE	MINNESOTA	MN64226-0301	LS Community Water Distribution Improvements	2	69	\$	239,000	\$	44,471,620
BE	MICHIGAN	MI45610-0101	GT P-town water tower Abandonment	2	70	\$	13,800	\$	44,485,420
BE	MINNESOTA	MN11366-0101	LL StonyPoint Com Wastewater	3	71	\$	1,145,000	\$	45,630,420
BE	MINNESOTA	MN69245-0401	BF NL IP Vermillion Lift Station Improvements	2	72	\$	145,300	\$	45,775,720
BE	WISCONSIN	WI45353-0201	ON - Ridgeland Community Water Improvements	2	73	\$	765,000	\$	46,540,720
BE	MINNESOTA	MN44175-0301	WE Naytahwaush Lagoon Riprap	2	74	\$	1,292,000	\$	47,832,720
BE	WISCONSIN	WI21916-0501	SOK - Comm. Sewer Sys. Improvements	2	75	\$	113,000	\$	47,945,720
BE	WISCONSIN	WI02878-1201	BR - SW Eqmt & Open Dump Cleanup	3	76	\$	620,000	\$	48,565,720
BE	WISCONSIN	WI45951-0201	ON - Water Tower Improvements	2	77	\$	396,000	\$	48,961,720
BE	WISCONSIN	WI21899-0101	FCP - Water Meters Installation	2	78	\$	198,250	\$	49,159,970
BE	MINNESOTA	MN15108-0101*	WE Rice Lake Sewer - Extension	3	79	\$	794,000	\$	49,953,970
BE	WISCONSIN	WI02878-1101	BR - New Odanah WWTP Sludge Dewatering Press	2	80	\$	467,900	\$	50,421,870
BE	WISCONSIN	WI21916-0801	SOK - Water Meter Upgrades	2	81	\$	171,000	\$	50,592,870
BE	WISCONSIN	WI40938-0801	ME Neopit Sewer Replace -White City	3	82	\$	1,244,000	\$	51,836,870
BE	WISCONSIN	WI07989-0401	STC Maple Plain PH & Wells	3	83	\$	1,210,000	\$	53,046,870
BE	WISCONSIN	WI21899-0201	FCP - Alt. SW Mngt. Activities	2	84	\$	292,000	\$	53,338,870
BE	WISCONSIN	WI58967-0101	LCO Water Main Replacement	2	85	\$	683,000	\$	54,021,870
BE	MICHIGAN	MI27028-0301	LVD - Portable Generator	2	86	\$	20,400	\$	54,042,270
BE	MINNESOTA	MN48189-0801	ML Wigwam Bay Water/Sewer Improvements	3	87	\$	1,700,000	\$	55,742,270
BE	MINNESOTA	MN69252-0301	BF IP Pump House Upgrades	3	88	\$	846,000	\$	56,588,270
BE	WISCONSIN	WI58969-0101	FCP - Back-up Power	2	89	\$	194,000	\$	56,782,270

Indian Health Service
2017 Annual Report of Sanitation Deficiency Levels

BE	MINNESOTA	MN48189-0501	ML South Vineland Sewer Extension	3	90	\$	149,000	\$	56,931,270
BE	WISCONSIN	WI64986-1401	LDF - Sewer Improvements	2	91	\$	344,000	\$	57,275,270
BE	MINNESOTA	MN11098-0101	LL Sugar Point Community Sewer	3	92	\$	1,553,160	\$	58,828,430
BE	WISCONSIN	WI02878-0101	BR - Bad River Lift Station Improvements	2	93	\$	113,300	\$	58,941,730
BE	MINNESOTA	MN03056-1601	WE Individual Sewer Systems	3	94	\$	3,920,272	\$	62,862,002
BE	MINNESOTA	MN09999-0101*	FDL Big Lake San Sewer	2	95	\$	4,346,000	\$	67,208,002
BE	WISCONSIN	WI59982-0501*	SM - Sewer Improvements	1	96	\$	115,000	\$	67,323,002
BE	MICHIGAN	MI17022-SW02	SSM Mission Creek Landfill Cleanup	2	97	\$	624,000	\$	67,947,002
BE	MINNESOTA	MN69245-0801	BF NL IP and Palmquist Water Meters	2	98	\$	159,000	\$	68,106,002
BE	WISCONSIN	WI40999-0901	ME Community Water Meters	2	99	\$	674,000	\$	68,780,002
BE	MINNESOTA	MN03055-0201	WE Backup energy source (Pine Point)	2	100	\$	55,000	\$	68,835,002
BE	MINNESOTA	MN04067-0401*	RL East Lower Red Lake Arsenic Mitigation	3	101	\$	2,389,000	\$	71,224,002
BE	WISCONSIN	WI49956-0101*	STC Big Round Lake Water Improvements	2	102	\$	149,000	\$	71,373,002
BE	MINNESOTA	MN01042-0301	ML Apple Orchard Lagoon Expansion	2	103	\$	522,000	\$	71,895,002
BE	MINNESOTA	MN64226-0701*	LS Construction Dump Clean up	3	104	\$	3,215,000	\$	75,110,002
BE	WISCONSIN	WI40999-0301	ME Middle Village Water System Improvements	2	105	\$	877,000	\$	75,987,002
BE	MINNESOTA	MN03056-1701*	WE Sewer Ext (West Phase)	2	106	\$	821,000	\$	76,808,002
BE	MINNESOTA	MN69252-0101	BF IP Water Distribution Upgrades	2	107	\$	385,020	\$	77,193,022
BE	WISCONSIN	WI58012-0201	LCO WW Collection	2	108	\$	3,646,000	\$	80,839,022
BE	MINNESOTA	MN09999-0801	FDL Community Homes AC Water Main	2	109	\$	1,041,000	\$	81,880,022
BE	WISCONSIN	WI21916-SW01	SOK - Solid Waste Management Facility	2	110	\$	551,000	\$	82,431,022
BE	MICHIGAN	MI37027-0701	SC - Misc Wtr Main Looping	2	111	\$	1,219,430	\$	83,650,452
BE	MINNESOTA	MN16999-0201	GP Transfer Station Upgrade and Renovation	2	112	\$	753,000	\$	84,403,452
BE	MICHIGAN	MI49811-0504*	SSM - Community Sewer Hessel, Manistique, Wetmore	2	113	\$	1,578,000	\$	85,981,452
BE	WISCONSIN	WI40999-0703	ME Middle Village SBR and LS Improvements	2	114	\$	1,245,000	\$	87,226,452
BE	WISCONSIN	WI58846-0101	LCO iga sewer	2	115	\$	279,945	\$	87,506,397
BE	WISCONSIN	WI59982-0504*	SM - Camp 14 STEP System	2	116	\$	251,000	\$	87,757,397
BE	MINNESOTA	MN31155-0101	LL Inger AC Main Replacement	2	117	\$	687,000	\$	88,444,397
BE	MICHIGAN	MI07001-0401*	KB - Zeba Pequaming North Sewer	2	118	\$	468,000	\$	88,912,397
BE	MINNESOTA	MN04306-0101	LL Buck Lake Water Improvements	2	119	\$	493,200	\$	89,405,597
BE	MINNESOTA	MN09999-1001	FDL Mahnomen (Belich) Elevated Storage	2	120	\$	1,139,000	\$	90,544,597
BE	WISCONSIN	WI45323-0101	ON - Hillside Community Water Improvements	2	121	\$	37,400	\$	90,581,997
BE	WISCONSIN	WI07989-0301*	STC Maple Plain Sewer System	2	122	\$	1,855,000	\$	92,436,997
BE	WISCONSIN	WI45354-0101*	ON - Rolling Hills Sewer	2	123	\$	982,000	\$	93,418,997
BE	WISCONSIN	WI40999-1101*	ME Red Wing Water System Renovation	2	124	\$	532,000	\$	93,950,997
BE	WISCONSIN	WI49956-0201*	STC Big Round Lake - Water	2	125	\$	3,293,000	\$	97,243,997
BE	WISCONSIN	WI04887-0601*	RC - BB Rd W&S Ext.	2	126	\$	1,283,700	\$	98,527,697
BE	WISCONSIN	WI07989-0501*	STC MP Water Storage	2	127	\$	1,114,000	\$	99,641,697
BE	MINNESOTA	MN11094-0101*	LL Kego Lake Tubbs Replace Ph 1	2	128	\$	248,000	\$	99,889,697
BE	MINNESOTA	MN11090-0101	LL Northwoods Loop WaterMain Ext	2	129	\$	198,000	\$	100,087,697
BE	WISCONSIN	WI49956-0301*	STC Big Round Lake-Sewer	2	130	\$	4,211,000	\$	104,298,697
BE	MINNESOTA	MN16116-1001*	GP Hat Point Sewer	2	131	\$	742,000	\$	105,040,697
BE	MINNESOTA	MN09999-0501*	FDL Ridge Road Water System Improvements	2	132	\$	1,323,000	\$	106,363,697
BE	MINNESOTA	MN09999-0201*	FDL Danielson Water System Improvements	2	133	\$	4,579,000	\$	110,942,697
BE	MINNESOTA	MN04063-0101*	LL Highway 75 Watermain Extension	2	134	\$	494,000	\$	111,436,697

**Indian Health Service
2017 Annual Report of Sanitation Deficiency Levels**

IHS Area: Billings (BI)

Area	State	Project No.	Project Name	Project DL	Area Priority	Project Cost	Cumulative Project Cost
BI	WYOMING	WY07768-1804	ES-Ft. Washakie Water Storage Tank Repairs	4	1	\$ 44,000	\$ 44,000
BI	MONTANA	MT44504-2301	NC-Lame Deer lagoon lift station and bar screen	4	2	\$ 211,000	\$ 255,000
BI	MONTANA	MT18206-0201	BF-East Glacier: lagoon renovation - phase 1	3	3	\$ 408,000	\$ 663,000
BI	WYOMING	WY07768-1802	ES-Ft. Washakie WTP Membrane Replacement	3	4	\$ 556,000	\$ 1,219,000
BI	MONTANA	MT18211-1101	BF-Seville: Housing Lift Station Improvements	4	5	\$ 23,000	\$ 1,242,000
BI	WYOMING	WY07760-1201	NA-Arapahoe: new 12-in main to tank	3	6	\$ 814,000	\$ 2,056,000
BI	MONTANA	MT32387-1501	FH-Evaro Water Storage	4	7	\$ 183,000	\$ 2,239,000
BI	MONTANA	MT02003-0801	CR-Crow Agency: sewer main replacement	3	8	\$ 2,420,000	\$ 4,659,000
BI	MONTANA	MT02998-1001	CR-Reservation Wide Transfer Station Improvements	2	9	\$ 434,000	\$ 5,093,000
BI	MONTANA	MT18200-0202	BF-Babb-water renov ph 2 - water storage	3	10	\$ 442,000	\$ 5,535,000
BI	MONTANA	MT02006-0204	CR-Lodge Grass: well abandonment	2	11	\$ 50,000	\$ 5,585,000
BI	WYOMING	WY07768-1702	ES-Ft. Washakie/Ethete: Open Dump Cleanup	2	12	\$ 1,318,000	\$ 6,903,000
BI	MONTANA	MT18203-1701	BF-Browning Lagoon Renovation	3	13	\$ 3,194,000	\$ 10,097,000
BI	MONTANA	MT02002-0301	NC-Busby: lagoon renovation	3	14	\$ 900,000	\$ 10,997,000
BI	MONTANA	MT02010-0401	NC-Muddy Cluster: AC water main replacement	3	15	\$ 448,000	\$ 11,445,000
BI	MONTANA	MT24999-1202	FH-tank safety equipment	2	16	\$ 20,000	\$ 11,465,000
BI	MONTANA	MT43481-1801	FP-Wolf Point: 500K Gallon WST Replacement	3	17	\$ 1,350,000	\$ 12,815,000
BI	MONTANA	MT43478-1405	FP-Poplar manhole replacement phase 1	2	18	\$ 451,000	\$ 13,266,000
BI	MONTANA	MT43478-1406	FP-Poplar manhole replacement phase 2	2	19	\$ 719,000	\$ 13,985,000
BI	MONTANA	MT24286-0101	FH-Houle Ville: Iron/Mn removal	2	20	\$ 78,000	\$ 14,063,000
BI	MONTANA	MT24990-0001	FH-Pache: lagoon upgrade	3	21	\$ 488,000	\$ 14,551,000
BI	MONTANA	MT44500-0501	NC-Ashland: sewer main replacement	3	22	\$ 164,500	\$ 14,715,500
BI	MONTANA	MT24283-1701	FH-Woodcock Wastewater Treatment Ammonia Reduction	3	23	\$ 622,000	\$ 15,337,500
BI	MONTANA	MT03992-0201	FB-White Cow canyon lagoon renovation	3	24	\$ 1,167,000	\$ 16,504,500
BI	MONTANA	MT02009-0301	CR-Wyola: new water tank	3	25	\$ 400,000	\$ 16,904,500
BI	MONTANA	MT02002-0701	NC-Busby: AC water main replacement	2	26	\$ 681,000	\$ 17,585,500
BI	MONTANA	MT53621-0301	FP-Frazer: Lagoon Renovation	3	27	\$ 3,204,000	\$ 20,789,500
BI	MONTANA	MT02009-0501	CR-Wyola: water UV treatment	3	28	\$ 235,000	\$ 21,024,500
BI	MONTANA	MT18206-0202	BF - E. Glacier lagoon renovation phase 2	3	29	\$ 1,153,000	\$ 22,177,500
BI	MONTANA	MT02003-0301	CR-Crow Agency: replace fire hydrants	2	30	\$ 81,000	\$ 22,258,500
BI	MONTANA	MT03991-1205	FB-reservation-wide hydrant replacement	2	31	\$ 94,000	\$ 22,352,500
BI	MONTANA	MT02009-0201	CR-Wyola: new community well	3	32	\$ 117,000	\$ 22,469,500
BI	MONTANA	MT43999-0201*	FP-reservation wide as-builts	1	33	\$ 100,000	\$ 22,569,500
BI	MONTANA	MT02007-0501	CR-Pryor: sewer main replacement	3	34	\$ 599,000	\$ 23,168,500
BI	WYOMING	WY07993-0301	NA-Arap Indust Park: lagoon relining	3	35	\$ 390,000	\$ 23,558,500
BI	MONTANA	MT44500-0101	NC-Ashland: lagoon renovation	3	36	\$ 717,000	\$ 24,275,500
BI	MONTANA	MT02003-0601	CR-Crow Agency: WTP upgrade	3	37	\$ 1,107,000	\$ 25,382,500
BI	MONTANA	MT43478-1402	FP-Poplar: vitrified clay sewer pipe replacement	3	38	\$ 4,510,000	\$ 29,892,500
BI	MONTANA	MT21241-0201	RB-Parker Canyon: new water tank	3	39	\$ 550,000	\$ 30,442,500
BI	MONTANA	MT03999-1301	FB-Reservation wide solid waste canisters	2	40	\$ 154,000	\$ 30,596,500
BI	WYOMING	WY07768-0111	ES-Ft Washakie: AC Pipe Replacement Phase 3	3	41	\$ 3,251,000	\$ 33,847,500
BI	MONTANA	MT02010-0301	NC-Muddy Cluster: sewer main replacement	3	42	\$ 497,000	\$ 34,344,500

Indian Health Service
2017 Annual Report of Sanitation Deficiency Levels

BI	MONTANA	MT44501-0301	NC-Birney: water tank	3	43	\$	422,000	\$	34,766,500
BI	WYOMING	WY07767-1501	NA-Upgrade lines serving Ethete Housing and Little Wind Casino	3	44	\$	1,214,000	\$	35,980,500
BI	MONTANA	MT44501-0101	NC-Birney: lagoon renovation	3	45	\$	797,000	\$	36,777,500
BI	MONTANA	MT02010-0102	NC-Muddy Cluster: lagoon renov ph 2	3	46	\$	1,467,000	\$	38,244,500
BI	WYOMING	WY07760-0503	NA-Arapahoe: replace fire hydrants	2	47	\$	155,000	\$	38,399,500
BI	MONTANA	MT44504-1202	NC-Lame Deer: AC water main replace ph 2	3	48	\$	3,968,000	\$	42,367,500
BI	MONTANA	MT44500-0601	NC-Ashland: AC water main replacement	3	49	\$	417,000	\$	42,784,500
BI	MONTANA	MT21999-0501	RB-wat/sew as-builts	2	50	\$	101,000	\$	42,885,500
BI	WYOMING	WY07767-0201	NA-Ethete: PRV/ARV replacement	2	51	\$	235,000	\$	43,120,500
BI	MONTANA	MT18999-1301	BF-Solid waste equipment-transfer station	2	52	\$	507,000	\$	43,627,500
BI	MONTANA	MT44504-1301	NC-Reservation wide solid waste canisters ph. 1	2	53	\$	60,000	\$	43,687,500
BI	WYOMING	WY07990-0101	NA-Beaver Creek: lagoon improvements	3	54	\$	2,000,000	\$	45,687,500
BI	MONTANA	MT44500-0301	NC-Ashland: water tank	2	55	\$	440,000	\$	46,127,500
BI	MONTANA	MT02003-0303	CR-Crow Agency: install meters	2	56	\$	250,000	\$	46,377,500
BI	MONTANA	MT02002-0601	NC-Busby: sewer main replacement	3	57	\$	1,467,000	\$	47,844,500
BI	MONTANA	MT44501-0501	NC-Birney: AC water main replacement	3	58	\$	371,000	\$	48,215,500
BI	MONTANA	MT02002-0101	NC-Busby: water tank	2	59	\$	675,000	\$	48,890,500
BI	MONTANA	MT37423-0201	BF-Heart Butte-4-in waterline replacement	2	60	\$	222,500	\$	49,113,000
BI	WYOMING	WY07762-0101*	ES-Boulder Flat: New Community Sewer System	3	61	\$	1,796,000	\$	50,909,000
BI	MONTANA	MT18999-1006	BF-solid waste equipment - C & D landfill	3	62	\$	821,000	\$	51,730,000
BI	MONTANA	MT18999-1004	BF-Browning Landfill closure ph IV	3	63	\$	554,000	\$	52,284,000
BI	MONTANA	MT03999-0701	FB-reservation wide lagoon fencing	2	64	\$	245,700	\$	52,529,700
BI	MONTANA	MT24273-0101	FH-Dayton: pumphouse & pressure tank	2	65	\$	50,000	\$	52,579,700
BI	MONTANA	MT44999-0202	NC-Open dump cleanup	3	66	\$	575,000	\$	53,154,700
BI	MONTANA	MT44504-0501	NC-Reservation wide hydrant replacement	2	67	\$	424,000	\$	53,578,700
BI	MONTANA	MT44501-0401	NC-Birney: new well	2	68	\$	111,000	\$	53,689,700
BI	WYOMING	WY07768-1505*	ES-Hotsprings Water Main Loop	3	69	\$	280,000	\$	53,969,700
BI	WYOMING	WY07768-1506*	ES-Boulder Flat Water Main Extension	3	70	\$	263,000	\$	54,232,700
BI	MONTANA	MT18203-0201	BF-Browning-repl Depot 2-in waterline	2	71	\$	83,000	\$	54,315,700
BI	MONTANA	MT18200-0203	BF-Babb water renova ph 3-additional well	2	72	\$	298,000	\$	54,613,700
BI	MONTANA	MT18200-0204	BF-Babb water renov ph 4 - replace watermains	2	73	\$	777,000	\$	55,390,700
BI	MONTANA	MT44501-0201	NC-Birney: sewer main replacement	3	74	\$	683,000	\$	56,073,700
BI	MONTANA	MT02006-1701	CR-Lodgegrass cannister site	2	75	\$	80,600	\$	56,154,300
BI	MONTANA	MT03999-0102	FB-Reservation wide white goods collection	2	76	\$	296,000	\$	56,450,300
BI	MONTANA	MT03991-1204*	FB-Ft Belknap: Gate Valve Equipment	1	77	\$	26,000	\$	56,476,300
BI	WYOMING	WY07768-0106	ES-Ft Washakie: As Builts	2	78	\$	125,000	\$	56,601,300
BI	MONTANA	MT02003-1101	CR-Crow Agency New Water Plant	3	79	\$	7,649,000	\$	64,250,300
BI	WYOMING	WY07768-1803*	ES-Ft. Washakie Cistern Water Main Ext	3	80	\$	3,284,000	\$	67,534,300
BI	MONTANA	MT24999-0501	FH-water system security fencing	2	81	\$	409,000	\$	67,943,300
BI	WYOMING	WY07760-0801	NA-Arapahoe: replace GP sewer main	2	82	\$	1,000,000	\$	68,943,300
BI	WYOMING	WY07767-0206*	NA-Ethete: exterior tank painting	1	83	\$	125,000	\$	69,068,300

**Indian Health Service
2017 Annual Report of Sanitation Deficiency Levels**

IHS Area: California (CA)

Area	State	Project No.	Project Name	Project DL	Area Priority	Project Cost	Cumulative Project Cost
CA	CALIFORNIA	CA47815-0102	Karuk Happy Camp Surface Water Treatment, Phase 3	3	1	\$ 286,000	\$ 286,000
CA	CALIFORNIA	CA37477-0201	VIEJAS AC Water Main Replacement Phase 2	3	2	\$ 51,000	\$ 337,000
CA	CALIFORNIA	CA12392-1401	YUROK Scattered Sites	4	3	\$ 774,216	\$ 1,111,216
CA	CALIFORNIA	CA54512-1303	TR Scattered Site Sewer Connections	4	4	\$ 492,000	\$ 1,603,216
CA	CALIFORNIA	CA03532-0101	SDO Scattered	4	5	\$ 206,000	\$ 1,809,216
CA	CALIFORNIA	CA53506-0201	BIG LAGOON/TSNUNGWE Ammon Water Improvements	4	6	\$ 204,900	\$ 2,014,116
CA	CALIFORNIA	CA37470-1201	MESA GRANDE Maxcy Pump House Replacement	3	7	\$ 89,200	\$ 2,103,316
CA	CALIFORNIA	CA54512-1401	TR AV Sewer Extension	4	8	\$ 860,000	\$ 2,963,316
CA	CALIFORNIA	CA37475-2501	IIPAY NATION Mountain System Pump House	3	9	\$ 674,900	\$ 3,638,216
CA	CALIFORNIA	CA45841-0701	RDO Scattered Site	3	10	\$ 109,100	\$ 3,747,316
CA	CALIFORNIA	CA12354-1401	HOOPA Agency Water Main Replacement	3	11	\$ 359,520	\$ 4,106,836
CA	CALIFORNIA	CA23404-0101	Manchester Rancheria Pumphouse	3	12	\$ 480,000	\$ 4,586,836
CA	CALIFORNIA	CA11346-0601	Grindstone Water Treatment Facility Improvements	3	13	\$ 43,600	\$ 4,630,436
CA	CALIFORNIA	CA12392-0801	YUROK Weitchpec Redwood Tank Rehabilitation	3	14	\$ 81,300	\$ 4,711,736
CA	CALIFORNIA	CA47815-1103	Karuk Happy Camp WW Bridge Xing, Ph. 3	3	15	\$ 199,800	\$ 4,911,536
CA	CALIFORNIA	CA17382-0002	Middletown Sewer Improvements Phase II	3	16	\$ 532,650	\$ 5,444,186
CA	CALIFORNIA	CA37472-1001	PAUMA New Well (#4) Connection	2	17	\$ 397,275	\$ 5,841,461
CA	CALIFORNIA	CA37466-1101	LA JOLLA Lower Sys WM Replacement	2	18	\$ 814,200	\$ 6,655,661
CA	CALIFORNIA	CA42486-0501	SANTA YNEZ Dumpsites Cleanup	3	19	\$ 151,600	\$ 6,807,261
CA	CALIFORNIA	CA37474-0201	SAN PASQUAL District C Pump House	3	20	\$ 241,500	\$ 7,048,761
CA	CALIFORNIA	CA37474-0901	SAN PASQUAL Dist A Well #3 Treatment	2	21	\$ 640,600	\$ 7,689,361
CA	CALIFORNIA	CA12354-3101	HOOPA Campbell Field Main Extensions	3	22	\$ 248,500	\$ 7,937,861
CA	CALIFORNIA	CA23405-0309	Round Valley Force Main Rehab	3	23	\$ 526,900	\$ 8,464,761
CA	CALIFORNIA	CA12352-0601	Blue Lake Well Destruction	2	24	\$ 6,300	\$ 8,471,061
CA	CALIFORNIA	CA08333-0901	Tolowa Dee-ni' Nation Water Quality Monitoring	2	25	\$ 127,600	\$ 8,598,661
CA	CALIFORNIA	CA25416-0301	PR XL Ranch Reservation Community Water Well	2	26	\$ 442,395	\$ 9,041,056
CA	CALIFORNIA	CA12393-0601	Karuk Orleans MWC Water Treatment Improvements	3	27	\$ 298,900	\$ 9,339,956
CA	CALIFORNIA	CA20396-0201	North Fork Allotment Community Septic System	3	28	\$ 216,000	\$ 9,555,956
CA	CALIFORNIA	CA37470-0901	MESA GRANDE Maxcy System Tank	2	29	\$ 93,100	\$ 9,649,056
CA	CALIFORNIA	CA37473-1701	RINCON North Well & Pump House	2	30	\$ 690,648	\$ 10,339,704
CA	CALIFORNIA	CA12354-2901	HOOPA Bald Hill Pumping Improvements	3	31	\$ 174,000	\$ 10,513,704
CA	CALIFORNIA	CA33441-1001	SOBOBA Solid Waste Transfer Station	2	32	\$ 319,700	\$ 10,833,404
CA	CALIFORNIA	CA12353-0904	YUROK Septage Facility	3	33	\$ 967,300	\$ 11,800,704
CA	CALIFORNIA	CA12354-0505	HOOPA Septage Facility	3	34	\$ 874,240	\$ 12,674,944
CA	CALIFORNIA	CA32426-0401	Greenville Rancheria Water Storage Tank	3	35	\$ 158,295	\$ 12,833,239
CA	CALIFORNIA	CA55516-0301	Tuolumne Water Storage Tank	2	36	\$ 476,400	\$ 13,309,639
CA	CALIFORNIA	CA33442-1701	TORRES MARTINEZ Artesian Wells	2	37	\$ 431,500	\$ 13,741,139
CA	CALIFORNIA	CA33437-0601*	EDO District Wide Water and Wastewater Improvements	3	38	\$ 139,100	\$ 13,880,239
CA	CALIFORNIA	CA12373-0501	YUROK Ke'Pel Well	3	39	\$ 258,570	\$ 14,138,809
CA	CALIFORNIA	CA12393-0401	Karuk Orleans CSD Water Treatment System	3	40	\$ 372,600	\$ 14,511,409
CA	CALIFORNIA	CA08360-1301	YUROK Klamath Tank	3	41	\$ 627,700	\$ 15,139,109
CA	CALIFORNIA	CA37467-0401	LA POSTA Cross Connection Control	2	42	\$ 38,200	\$ 15,177,309

Indian Health Service
2017 Annual Report of Sanitation Deficiency Levels

CA	CALIFORNIA	CA10341-0601	BIG SANDY - NEW WATER SOURCE	2	43	\$	568,300	\$	15,745,609
CA	CALIFORNIA	CA08332-1401	RESIGHINI Water Improvements	2	44	\$	132,800	\$	15,878,409
CA	CALIFORNIA	CA12356-0901	Wiyot Tribe Water Storage Tank Rehabilitation	2	45	\$	178,500	\$	16,056,909
CA	CALIFORNIA	CA37473-1101	RINCON Well Destruction	2	46	\$	54,800	\$	16,111,709
CA	CALIFORNIA	CA37475-2001	IIPAY NATION Canyon System Extension Chlorination	2	47	\$	51,200	\$	16,162,909
CA	CALIFORNIA	CA37466-1501	LA JOLLA Pashall Rd Water Main	2	48	\$	247,239	\$	16,410,148
CA	CALIFORNIA	CA33440-0301	SANTA ROSA Res. Water Storage Tank	2	49	\$	428,800	\$	16,838,948
CA	CALIFORNIA	CA33440-0401	SANTA ROSA Res. Transfer Station	2	50	\$	26,000	\$	16,864,948
CA	CALIFORNIA	CA12355-0101	Bear River Rohnerville - Old Rancheria Water	2	51	\$	94,600	\$	16,959,548
CA	CALIFORNIA	CA12515-0901	Cher-ae Heights Water Storage	2	52	\$	459,900	\$	17,419,448
CA	CALIFORNIA	CA37471-0801	PALA South Sewer Collection Extension	3	53	\$	3,146,000	\$	20,565,448
CA	CALIFORNIA	CA08333-0501	Tolowa Dee-ni' Nation Water Main Loop	2	54	\$	429,300	\$	20,994,748
CA	CALIFORNIA	CA37477-0101	VIEJAS Solids Dewatering	2	55	\$	513,600	\$	21,508,348
CA	CALIFORNIA	CA36457-0101	SAN MANUEL Water System SCADA	2	56	\$	175,700	\$	21,684,048
CA	CALIFORNIA	CA12354-3601	HOOPA Water Meter Replacement	2	57	\$	212,300	\$	21,896,348
CA	CALIFORNIA	CA33441-0701	SOBOBA Solid Waste Monitoring Well	2	58	\$	287,000	\$	22,183,348
CA	CALIFORNIA	CA12354-1901	HOOPA Campbell Field Water Improvements	2	59	\$	74,700	\$	22,258,048
CA	CALIFORNIA	CA54512-0701	Tule River Water Storage Tank	2	60	\$	826,500	\$	23,084,548
CA	CALIFORNIA	CA23404-0102	Manchester Rancheria Water Distribution Improvements	2	61	\$	357,000	\$	23,441,548
CA	CALIFORNIA	CA25413-0801	FT Bidwell Open Dump Cleanup	3	62	\$	61,700	\$	23,503,248
CA	CALIFORNIA	CA37468-1401	LOS COYOTES Los Tules Site Open Dump	3	63	\$	165,000	\$	23,668,248
CA	CALIFORNIA	CA37473-1301	RINCON Solid Waste Transfer Center	2	64	\$	281,100	\$	23,949,348
CA	CALIFORNIA	CA49505-1001	Stewarts Point Rancheria Open Dump Clean-Up	2	65	\$	47,754	\$	23,997,102
CA	CALIFORNIA	CA12354-1103	HOOPA Tanks Ph3 Campbell Field	3	66	\$	582,720	\$	24,579,822
CA	CALIFORNIA	CA12354-1102	HOOPA Tanks Ph2 Agency Field	3	67	\$	1,080,080	\$	25,659,902
CA	CALIFORNIA	CA12354-1104	HOOPA Tanks Ph4 Norton/Hostler Fields	3	68	\$	1,126,160	\$	26,786,062
CA	CALIFORNIA	CA55516-1301	Tuolumne Rancheria Water System Improvement	2	69	\$	1,211,900	\$	27,997,962
CA	CALIFORNIA	CA10341-0201	BIG SANDY - COMMUNITY SEWER	4	70	\$	2,301,000	\$	30,298,962
CA	CALIFORNIA	CA37462-1101	CAMPO South Pumphouse Upgrade	2	71	\$	61,000	\$	30,359,962
CA	CALIFORNIA	CA12354-0503	HOOPA Sewer Phase 2	3	72	\$	9,057,940	\$	39,417,902
CA	CALIFORNIA	CA12373-0601	YUROK Kepel Sedimentation Tank Rehabilitation	2	73	\$	27,200	\$	39,445,102
CA	CALIFORNIA	CA47815-7002	Karuk Happy Camp Water System Upgrades - Phase 2	3	74	\$	147,600	\$	39,592,702
CA	CALIFORNIA	CA47815-7003	Karuk Happy Camp Booster Station Rehabilitation	2	75	\$	42,400	\$	39,635,102
CA	CALIFORNIA	CA23214-2601	Redwood Valley-Redwood Drive Manhole Replacement	2	76	\$	26,200	\$	39,661,302
CA	CALIFORNIA	CA37470-1301	MESA GRANDE Main Sys Well #2 (Tank Well)	3	77	\$	414,000	\$	40,075,302
CA	CALIFORNIA	CA37474-0501	SAN PASQUAL Dist B Radionuclide Trt	2	78	\$	1,357,420	\$	41,432,722
CA	CALIFORNIA	CA37473-1801	RINCON North System Storage Tank 1 Repairs	2	79	\$	194,100	\$	41,626,822
CA	CALIFORNIA	CA37462-1401	CAMPO Old System Water Storage Tank	2	80	\$	309,000	\$	41,935,822
CA	CALIFORNIA	CA08364-0301	YUROK Klamath Glen Wastewater System	2	81	\$	1,636,000	\$	43,571,822
CA	CALIFORNIA	CA12354-2001	HOOPA Emergency Water Supply	2	82	\$	698,500	\$	44,270,322
CA	CALIFORNIA	CA47815-9002	Karuk Happy Camp Water Storage	2	83	\$	440,600	\$	44,710,922
CA	CALIFORNIA	CA49505-0401	Stewarts Pt Water	2	84	\$	170,600	\$	44,881,522
CA	CALIFORNIA	CA12353-0101	YUROK Notchko Village Water Improvements	2	85	\$	30,900	\$	44,912,422
CA	CALIFORNIA	CA12354-0504	HOOPA Sewer Phase 3	3	86	\$	4,146,130	\$	49,058,552
CA	CALIFORNIA	CA37474-0602*	SAN PASQUAL CSS Ph 1: Dist A Collection & Treatment	3	87	\$	6,968,900	\$	56,027,452
CA	CALIFORNIA	CA12354-3201	HOOPA Water Storage Improvements	3	88	\$	2,833,920	\$	58,861,372
CA	CALIFORNIA	CA12354-0701	HOOPA Transfer Station Modifications	2	89	\$	625,600	\$	59,486,972

**Indian Health Service
2017 Annual Report of Sanitation Deficiency Levels**

CA	CALIFORNIA	CA12356-0701	Wiyot Wastewater System Improvements	2	90	\$	623,000	\$	60,109,972
CA	CALIFORNIA	CA33436-1201*	MORONGO Community Sewer	2	91	\$	12,885,287	\$	72,995,259
CA	CALIFORNIA	CA54512-1302	TR NRR Sewer Extension Phase 2	4	92	\$	3,425,000	\$	76,420,259
CA	CALIFORNIA	CA47815-0801	Karuk Happy Camp Wastewater Treatment System	2	93	\$	30,100	\$	76,450,359
CA	CALIFORNIA	CA47815-5002	Karuk Happy Camp WW Sewer-Ph 2	2	94	\$	32,000	\$	76,482,359
CA	CALIFORNIA	CA12393-0301	Karuk Orleans CSD Water Main Rehabilitation	2	95	\$	5,600	\$	76,487,959
CA	CALIFORNIA	CA18839-0501	Susanville Water Service Line Replacement	2	96	\$	471,300	\$	76,959,259
CA	CALIFORNIA	CA12354-0502	HOOPA Sewer Phase 1	3	97	\$	11,759,400	\$	88,718,659
CA	CALIFORNIA	CA37462-1302*	CAMPO North CWS	3	98	\$	1,406,300	\$	90,124,959
CA	CALIFORNIA	CA12354-2701	HOOPA JMWTP Intake Replacement	3	99	\$	1,952,160	\$	92,077,119
CA	CALIFORNIA	CA37462-1701	CAMPO HUD System - Well Controls	2	100	\$	35,200	\$	92,112,319
CA	CALIFORNIA	CA37475-0201	IIPAY NATION Water Tank Access Roads Improvements	2	101	\$	275,300	\$	92,387,619
CA	CALIFORNIA	CA23214-2901*	Redwood Valley-Water Storage Tank	1	102	\$	624,100	\$	93,011,719
CA	CALIFORNIA	CA12353-3302*	YUROK Kenek Water Storage Tank	2	103	\$	264,500	\$	93,276,219
CA	CALIFORNIA	CA37466-1401	LA JOLLA WESTERN WELL #4	2	104	\$	195,978	\$	93,472,197
CA	CALIFORNIA	CA37475-1901*	IIPAY NATION Home Water Services	2	105	\$	205,700	\$	93,677,897
CA	CALIFORNIA	CA08360-1101	YUROK Klamath Water Main Replacement	2	106	\$	902,000	\$	94,579,897
CA	CALIFORNIA	CA33442-1401	TORRES MARTINEZ Ave 64 WM Dist Repl	2	107	\$	569,200	\$	95,149,097
CA	CALIFORNIA	CA33442-1203*	TORRES MARTINEZ Ave 64 Sewer Main	4	108	\$	2,118,700	\$	97,267,797
CA	CALIFORNIA	CA37467-0301*	LA POSTA New Upper Sys Well	3	109	\$	889,600	\$	98,157,397
CA	CALIFORNIA	CA37474-1101	SAN PASQUAL Solid Waste Transfer Station	2	110	\$	443,700	\$	98,601,097
CA	CALIFORNIA	CA37474-0603*	SAN PASQUAL CSS Ph 2: Dist B Collection	3	111	\$	5,828,354	\$	104,429,451
CA	CALIFORNIA	CA15999-0401	Tabatulabal Miranda Water System Improvements	2	112	\$	38,000	\$	104,467,451
CA	CALIFORNIA	CA37475-1801	IIPAY NATION Transfer Station	2	113	\$	127,880	\$	104,595,331
CA	CALIFORNIA	CA16376-0302	Santa Rosa Tachi-Yokut Wastewater Disposal	2	114	\$	1,064,000	\$	105,659,331
CA	CALIFORNIA	CA08333-0701	Tolowa Dee-ni' Nation Water Supply Improvements	2	115	\$	417,300	\$	106,076,631
CA	CALIFORNIA	CA08360-0801	YUROK Klamath Sewer Main Replacement	2	116	\$	640,350	\$	106,716,981
CA	CALIFORNIA	CA17410-0501	Big Valley Water Treatment Improvements	2	117	\$	515,300	\$	107,232,281
CA	CALIFORNIA	CA33442-1001	TORRES MARTINEZ Solid Waste	3	118	\$	387,600	\$	107,619,881
CA	CALIFORNIA	CA37462-1001	CAMPO Water Main Realignment	2	119	\$	313,000	\$	107,932,881
CA	CALIFORNIA	CA37464-0301*	EWIIAAPAAYP Individual Water Improvements	3	120	\$	135,400	\$	108,068,281
CA	CALIFORNIA	CA37475-0702	IIPAY NATION Ortega System Solid Waste Cleanup	3	121	\$	260,100	\$	108,328,381
CA	CALIFORNIA	CA37468-1101*	LOS COYOTES Campground Tank Replacement	2	122	\$	109,000	\$	108,437,381
CA	CALIFORNIA	CA37474-0604*	SAN PASQUAL CSS Ph 3: Addtl Collection	3	123	\$	2,555,635	\$	110,993,016
CA	CALIFORNIA	CA37471-0701*	PALA South Water Main Replacement	2	124	\$	561,900	\$	111,554,916
CA	CALIFORNIA	CA08332-1501*	RESIGHINI Wastewater System	3	125	\$	895,000	\$	112,449,916
CA	CALIFORNIA	CA37469-0801*	MANZANITA Community Water System	1	126	\$	3,124,711	\$	115,574,627
CA	CALIFORNIA	CA37472-0901*	PAUMA-YUIMA Two System Connection	2	127	\$	272,000	\$	115,846,627
CA	CALIFORNIA	CA87215-4001*	Scotts Valley-Red Hills Water Improvements	3	128	\$	269,000	\$	116,115,627
CA	CALIFORNIA	CA12392-1201*	YUROK Weitchpec Community Wastewater System	3	129	\$	1,350,100	\$	117,465,727
CA	CALIFORNIA	CA37474-1301*	SAN PASQUAL District C Community Well	3	130	\$	583,700	\$	118,049,427
CA	CALIFORNIA	CA23405-3801*	Round Valley-Hopper Lane Water Main Extension	2	131	\$	1,223,300	\$	119,272,727
CA	CALIFORNIA	CA33442-1402*	TORRES MARTINEZ Ave 64 Water Main	2	132	\$	1,663,600	\$	120,936,327
CA	CALIFORNIA	CA06327-0102*	Cortina BOR Water Conveyance Project	3	133	\$	3,664,800	\$	124,601,127
CA	CALIFORNIA	CA37464-0201*	EWIIAAPAAYP Open Dump Cleanup	3	134	\$	102,900	\$	124,704,027
CA	CALIFORNIA	CA23405-0135*	Round Valley-Piner-WRWW Water Intertie	2	135	\$	529,200	\$	125,233,227
CA	CALIFORNIA	CA54512-0601*	Tule River Apple Vly Pumphouse & Water Main	2	136	\$	376,001	\$	125,609,228

**Indian Health Service
2017 Annual Report of Sanitation Deficiency Levels**

CA	CALIFORNIA	CA06327-0002*	Cortina - Distribution Mains	3	137	\$	466,000	\$	126,075,228
CA	CALIFORNIA	CA03306-0301*	Ione Water Main Replacement	2	138	\$	338,000	\$	126,413,228
CA	CALIFORNIA	CA34451-0701*	Wilton Water Main Replacement	2	139	\$	386,700	\$	126,799,928
CA	CALIFORNIA	CA23406-2501*	Water Storage Tank-OSVR	2	140	\$	720,400	\$	127,520,328
CA	CALIFORNIA	CA17385-0102*	Upper Lake - Community Sewer Phase 1	2	141	\$	907,200	\$	128,427,528
CA	CALIFORNIA	CA37475-2301*	IIPAY NATION Ortega System New Well	2	142	\$	279,800	\$	128,707,328
CA	CALIFORNIA	CA37475-2401*	IIPAY NATION Ortega Water Main Replacement	2	143	\$	151,000	\$	128,858,328
CA	CALIFORNIA	CA23201-0100*	Coyote Valley Sewer Improvement	3	144	\$	3,277,500	\$	132,135,828
CA	CALIFORNIA	CA23405-0307*	Round Valley - Agency Sewer & Feas Study	2	145	\$	743,300	\$	132,879,128
CA	CALIFORNIA	CA33434-1201*	CAHUILLA Small Comm Wtr System	1	146	\$	557,000	\$	133,436,128

**Indian Health Service
2017 Annual Report of Sanitation Deficiency Levels**

IHS Area: Great Plains (GP)

Area	State	Project No.	Project Name	Project DL	Area Priority	Project Cost	Cumulative Project Cost
GP	NORTH DAKOTA	ND40999-1402	TM - Shell Valley Lift Station & Lagoon Abandonment	3	1	\$ 1,050,000	\$ 1,050,000
GP	SOUTH DAKOTA	SD50731-0301	FL - INDS: Scattered Sewer Replacement	4	2	\$ 52,000	\$ 1,102,000
GP	SOUTH DAKOTA	SD56999-0509	PR - INDSS Ind Scattered Sewer Replacement	4	3	\$ 224,000	\$ 1,326,000
GP	SOUTH DAKOTA	SD11999-0701	YK - INDS: Scattered Sewer Replacement	4	4	\$ 30,000	\$ 1,356,000
GP	SOUTH DAKOTA	SD56999-0510	PR - INDWS Ind Water and Sewer Replacement	4	5	\$ 178,000	\$ 1,534,000
GP	SOUTH DAKOTA	SD20999-0103	CR - INDSS: Sctrd Swr Replace PH3	4	6	\$ 340,000	\$ 1,874,000
GP	NORTH DAKOTA	ND31446-CS01	FB - CS: Riverview Estates Holding Pond	3	7	\$ 600,000	\$ 2,474,000
GP	NORTH DAKOTA	ND27414-0601	FB - CSLS: Black Eagle Estates Lift Station Replacement	3	8	\$ 665,000	\$ 3,139,000
GP	NORTH DAKOTA	ND43999-1401	SR_INDS_Individual Failed Sewer Replacements	4	9	\$ 175,000	\$ 3,314,000
GP	SOUTH DAKOTA	SD60999-9901	RB - INDSS: Existing Scattered Sewer Replace	3	10	\$ 248,000	\$ 3,562,000
GP	NORTH DAKOTA	ND43502-1301	SR_CW_Fort Yates Water Main Replacements	3	11	\$ 2,076,500	\$ 5,638,500
GP	SOUTH DAKOTA	SD60816-0401	RB - CW: Hollywood Add. and Soldier Hill Water Main Replacement	3	12	\$ 1,306,000	\$ 6,944,500
GP	SOUTH DAKOTA	SD60816-0501	RB: CS - Rosebud Community Sewer Replacement	3	13	\$ 1,126,000	\$ 8,070,500
GP	SOUTH DAKOTA	SD67867-0202	CR - CSL: Cherry Crk. Lagoon Prim. Cell Ren.	3	14	\$ 1,150,000	\$ 9,220,500
GP	NEBRASKA	NE87346-2601	OM - CW: Macy PRV Vaults	2	15	\$ 106,000	\$ 9,326,500
GP	SOUTH DAKOTA	SD54763-0301	LT - CWST: Peever Flats Water Storage Tank	3	16	\$ 532,000	\$ 9,858,500
GP	SOUTH DAKOTA	SD08547-1101	CC - WPH: FT Thompson Intake Replace	3	17	\$ 1,736,000	\$ 11,594,500
GP	IOWA	IA86001-2101	SF - CS: Sewer Main Insp/Repair	3	18	\$ 592,000	\$ 12,186,500
GP	NORTH DAKOTA	ND53520-1202	TR - CS: Com Sew Main Replacement	3	19	\$ 1,310,000	\$ 13,496,500
GP	NORTH DAKOTA	ND40486-2201	TM - RW: Golf Course Road Water Main Replacement	2	20	\$ 800,000	\$ 14,296,500
GP	SOUTH DAKOTA	SD11565-0701	YK - CS: North Wagner North Lift Station	4	21	\$ 221,000	\$ 14,517,500
GP	NORTH DAKOTA	ND43502-0301	SR - RW: Reservation Wide Storage Tank Mixers	2	22	\$ 180,000	\$ 14,697,500
GP	IOWA	IA86001-2201	SF-CS-Lift Station Replacements	3	23	\$ 97,000	\$ 14,794,500
GP	NEBRASKA	NE87351-2201	WN - CWST: Thunderway Tank	3	24	\$ 174,000	\$ 14,968,500
GP	NORTH DAKOTA	ND03999-3302	FT - INDS: Spirit Lake Ind. Septic System Replacement	4	25	\$ 94,000	\$ 15,062,500
GP	NORTH DAKOTA	ND53520-1204	TR - CW: Middle Cluster Water Service Lines	3	26	\$ 140,000	\$ 15,202,500
GP	SOUTH DAKOTA	SD54999-0201	LT - INDSS: Individual Septic System Renovations	3	27	\$ 208,000	\$ 15,410,500
GP	NEBRASKA	NE87346-2501	OM - CW: Water Meters	3	28	\$ 870,000	\$ 16,280,500
GP	NORTH DAKOTA	ND43502-1201	SR-FY Tank Cla-Val Replacement	3	29	\$ 85,000	\$ 16,365,500
GP	NORTH DAKOTA	ND40999-1202	TM - SW: Solid Waste Collection Equipment	3	30	\$ 1,500,000	\$ 17,865,500
GP	NORTH DAKOTA	ND40486-1101	TM - CSLS: Eaglesview LS Replacement	3	31	\$ 450,000	\$ 18,315,500
GP	SOUTH DAKOTA	SD60812-0301	RB - CS: Mission Sewer Rehab.	3	32	\$ 5,206,000	\$ 23,521,500
GP	SOUTH DAKOTA	SD11999-0304	YK - SW: Reservation Wide Open Dump Cleanup	3	33	\$ 170,000	\$ 23,691,500
GP	SOUTH DAKOTA	SD56783-0110	PR - CSL: Pine Ridge Sec. Cell Liner	3	34	\$ 3,270,000	\$ 26,961,500
GP	SOUTH DAKOTA	SD61830-0201	RB - CWST: Ideal Water Tank & Booster Station	3	35	\$ 308,000	\$ 27,269,500
GP	NEBRASKA	NE87351-2601	WN - CWST - Pow-Wow Tank	3	36	\$ 103,000	\$ 27,372,500
GP	NORTH DAKOTA	ND53520-0506	TR - CSL: Lagoon Expansion	2	37	\$ 1,104,000	\$ 28,476,500
GP	SOUTH DAKOTA	SD20999-0201	CR - RW: No. Hwy 63 WM Upgrade	3	38	\$ 2,861,000	\$ 31,337,500
GP	NORTH DAKOTA	ND40486-1301	TM - CSL: South Belcourt Lagoon Exp Phase 3	3	39	\$ 3,358,000	\$ 34,695,500
GP	NORTH DAKOTA	ND27414-0401	FB - WTP: Mandaree WTP Pond Construction	3	40	\$ 1,548,660	\$ 36,244,160
GP	NORTH DAKOTA	ND03358-0401	FT - CW: East FT Water Improvements	2	41	\$ 635,000	\$ 36,879,160
GP	NORTH DAKOTA	ND53520-1203	TR - CSLS: West Cluster Lift Station Renovation	3	42	\$ 150,000	\$ 37,029,160

Indian Health Service
2017 Annual Report of Sanitation Deficiency Levels

GP	NEBRASKA	NE87999-1301	OM - WTP: Water Treatment Plant	3	43	\$	2,575,000	\$	39,604,160
GP	SOUTH DAKOTA	SD61830-0301	RB - CS: Ideal Lagoon Lining	3	44	\$	150,000	\$	39,754,160
GP	SOUTH DAKOTA	SD15999-0501	SR - RW: Transmission Main to FY	3	45	\$	6,400,000	\$	46,154,160
GP	NEBRASKA	NE87350-2001	OM - CW: Walthill Water Main Relocation	3	46	\$	671,000	\$	46,825,160
GP	NORTH DAKOTA	ND40999-1201	TM - SW: Open Dumps Cleanup	3	47	\$	21,600	\$	46,846,760
GP	SOUTH DAKOTA	SD42687-LB10	LB - CSL: Lower Brule Lagoon Relocation	3	48	\$	3,629,000	\$	50,475,760
GP	NORTH DAKOTA	ND03358-0601	FT - CW: South FT WM Upsize	2	49	\$	293,000	\$	50,768,760
GP	SOUTH DAKOTA	SD45702-0002	LT - CSL: Veblen Flats Lagoon Renovation	3	50	\$	320,000	\$	51,088,760
GP	SOUTH DAKOTA	SD67867-0203	CR - CSL: Cherry Crk. Sec. Cell Lagoon Ren.	3	51	\$	1,150,000	\$	52,238,760
GP	SOUTH DAKOTA	SD20607-0701	CR - CS: EB BIA House Sewer Renovate	3	52	\$	1,531,000	\$	53,769,760
GP	NORTH DAKOTA	ND43999-1101	SR_SW_Res Wide Open Dump Cleanup	3	53	\$	1,100,000	\$	54,869,760
GP	NORTH DAKOTA	ND53999-0203	TR - SW: TISA Solid Waste Phase 2	3	54	\$	806,000	\$	55,675,760
GP	SOUTH DAKOTA	SD11999-0303	YK - SW: Marty Rubble Site	3	55	\$	293,000	\$	55,968,760
GP	SOUTH DAKOTA	SD42687-SW01	LB - SW: Solid Waste Equipment	2	56	\$	379,000	\$	56,347,760
GP	SOUTH DAKOTA	SD67999-0701	CR - RW: SW-3 Water Sys. Upgr. (Planning)	3	57	\$	1,223,900	\$	57,571,660
GP	SOUTH DAKOTA	SD56999-0204	PR - SW: Res-Wide Dump Closures	3	58	\$	1,636,000	\$	59,207,660
GP	NORTH DAKOTA	ND40999-1801	TM - WST: Leon's Hill Reservoir	3	59	\$	2,600,000	\$	61,807,660
GP	NORTH DAKOTA	ND40999-1501	TM - RW: Res A and B Service Area	3	60	\$	983,000	\$	62,790,660
GP	SOUTH DAKOTA	SD56783-0401	PR - CS: Pine Ridge Village Sewer	3	61	\$	2,121,000	\$	64,911,660
GP	SOUTH DAKOTA	SD15580-0101	SR_CSL_Wakpala WW Treatment	3	62	\$	1,550,000	\$	66,461,660
GP	SOUTH DAKOTA	SD20611-0301	CR - CSL: Green Grass Lagoon Renovate	3	63	\$	187,000	\$	66,648,660
GP	NORTH DAKOTA	ND40486-0107	TM - SW: Landfill Closure	3	64	\$	972,000	\$	67,620,660
GP	NORTH DAKOTA	ND53520-0401	TR - RW: Trenton Storage Tank Access Road	2	65	\$	185,000	\$	67,805,660
GP	NORTH DAKOTA	ND40486-0103	TM- IS: Replacement of Individual Septic Systems	4	66	\$	489,000	\$	68,294,660
GP	SOUTH DAKOTA	SD60814-0301	RB - CW: Parmelee Water Main Replacement	3	67	\$	1,535,000	\$	69,829,660
GP	NORTH DAKOTA	ND03358-1401	FT - CS & CSLS: High Meadows SM & LS	3	68	\$	780,000	\$	70,609,660
GP	SOUTH DAKOTA	SD67873-0102	CR - CSL: Thunder Bt. Lagoon Renovate	3	69	\$	491,000	\$	71,100,660
GP	SOUTH DAKOTA	SD20623-0501	CR - CWST: Whitehorse Comm. Wtr. Sys.	3	70	\$	557,000	\$	71,657,660
GP	IOWA	IA86001-1601	SF - SW: Solid Waste Equipment	2	71	\$	174,000	\$	71,831,660
GP	SOUTH DAKOTA	SD56783-0108	PR - WPH: Old Hospital Pumphouse	2	72	\$	34,000	\$	71,865,660
GP	NEBRASKA	NE87351-2101	WN - CW: Tribal Water Meters	2	73	\$	419,000	\$	72,284,660
GP	NORTH DAKOTA	ND03358-1001	FT - CS & CSLS: Shelter Belt Lane	3	74	\$	657,000	\$	72,941,660
GP	SOUTH DAKOTA	SD67999-0201	CR - RWST: So. Hwy 63 SW-1 WST	3	75	\$	750,000	\$	73,691,660
GP	SOUTH DAKOTA	SD42687-WBS1	LB - CS: West Brule Sewer Replace	3	76	\$	1,352,000	\$	75,043,660
GP	SOUTH DAKOTA	SD56781-0101	PR - CSL: Manderson Lagoon Rehab	3	77	\$	147,000	\$	75,190,660
GP	NORTH DAKOTA	ND40486-1601	TM - CSL: Lower Green Acres Lagoons	3	78	\$	526,000	\$	75,716,660
GP	NEBRASKA	NE87350-1901	OM - WA: Thurston Co. Well Abandonment	2	79	\$	8,200	\$	75,724,860
GP	SOUTH DAKOTA	SD15573-0201	SR_RW_Kenel to State Line WM Ext.	4	80	\$	450,000	\$	76,174,860
GP	NORTH DAKOTA	ND40487-0101	TM - CSL & CSLS: Dunseith Community	3	81	\$	4,477,000	\$	80,651,860
GP	SOUTH DAKOTA	SD67999-0901	CR - RWST: NW-6 WST	2	82	\$	1,216,000	\$	81,867,860
GP	SOUTH DAKOTA	SD42687-WB01	LB - CWST: West Brule WST	2	83	\$	2,000,000	\$	83,867,860
GP	SOUTH DAKOTA	SD54761-0201	LT - CW: Old Agency Water Main Extension	2	84	\$	525,000	\$	84,392,860
GP	IOWA	IA86001-1801	SF - CW: New Well Construction	2	85	\$	378,000	\$	84,770,860
GP	SOUTH DAKOTA	SD08547-0701	CC - CWSS: SCADA System Upgrade	2	86	\$	894,000	\$	85,664,860
GP	NEBRASKA	NE87346-1801	OM - CW: 750,000 Gal. Water Tower	2	87	\$	3,284,000	\$	88,948,860
GP	SOUTH DAKOTA	SD08547-0402	CC - SW: Res Wide Rubble Site	2	88	\$	1,322,000	\$	90,270,860
GP	SOUTH DAKOTA	SD08547-SD01	CC - CS: FT Thompson Community Gravity Sewer	3	89	\$	750,000	\$	91,020,860

Indian Health Service
2017 Annual Report of Sanitation Deficiency Levels

GP	NORTH DAKOTA	ND03365-0104	FT - CS: Wood Lake Sewer Imp	3	90	\$	359,000	\$	91,379,860
GP	SOUTH DAKOTA	SD11561-0101	YK - CW: Lake Andes AC WM Replacement	2	91	\$	795,500	\$	92,175,360
GP	SOUTH DAKOTA	SD54759-0201	LT - CSL: Long Hollow Lagoon Expansion	2	92	\$	131,000	\$	92,306,360
GP	NEBRASKA	NE54320-1401	SA - CW: Water Treatment Plant	2	93	\$	1,279,000	\$	93,585,360
GP	SOUTH DAKOTA	SD54761-0401	LT - CWST: Agency Village Water Storage Tank	2	94	\$	1,237,000	\$	94,822,360
GP	SOUTH DAKOTA	SD61830-0101	RB - CSL: Abandon Lagoons	2	95	\$	3,687,000	\$	98,509,360
GP	SOUTH DAKOTA	SD60999-0304	RB - SW: Solid Waste Phase 4	2	96	\$	1,560,000	\$	100,069,360
GP	SOUTH DAKOTA	SD60999-1701	RB - SW: Solid Waste Equipment	2	97	\$	1,450,000	\$	101,519,360
GP	NORTH DAKOTA	ND40486-1501	TM - CSL: Upper Green Acres Lagoons	2	98	\$	923,000	\$	102,442,360
GP	NEBRASKA	NE87346-2301	OM - CS: Lagoon Discharge Flow Measurement	2	99	\$	65,000	\$	102,507,360
GP	NEBRASKA	NE87999-0601	OM - CW: 12-inch Transmission Main	2	100	\$	1,181,000	\$	103,688,360
GP	SOUTH DAKOTA	SD11565-1101	YK - CW: So. Wagner AC WM Replacement	2	101	\$	461,000	\$	104,149,360
GP	SOUTH DAKOTA	SD56793-0101	PR - CW: Evergreen Community Water Upgrades	2	102	\$	214,000	\$	104,363,360
GP	SOUTH DAKOTA	SD56772-0102	PR - CW: Batesland HUD Community Water Upgrades	2	103	\$	213,700	\$	104,577,060
GP	NEBRASKA	NE87351-3001	WN-CWST-Tank Painting	2	104	\$	199,000	\$	104,776,060
GP	SOUTH DAKOTA	SD20614-0201	CR - CSL: LaPlante Lagoon Renovation	3	105	\$	496,000	\$	105,272,060
GP	SOUTH DAKOTA	SD15574-0301	SR_RW_Running Antelope WM Extension Loop	3	106	\$	315,000	\$	105,587,060
GP	NORTH DAKOTA	ND03999-0105	FT - SW: Solid Waste Phase 5	2	107	\$	1,663,000	\$	107,250,060
GP	SOUTH DAKOTA	SD11999-0301	YK - SW: Solid Waste Building	2	108	\$	898,000	\$	108,148,060
GP	SOUTH DAKOTA	SD20607-0302	CR - SW: EB Replace Equipment	2	109	\$	3,760,000	\$	111,908,060
GP	NORTH DAKOTA	ND03358-0901	FT - SW: SL Open Dump Cleanup	2	110	\$	260,000	\$	112,168,060
GP	SOUTH DAKOTA	SD20607-0501	CR - CW: Willow St WM Renovation	2	111	\$	1,239,000	\$	113,407,060
GP	NORTH DAKOTA	ND03358-0201	FT - OM: Fort Totten Lagoon Fencing	2	112	\$	225,000	\$	113,632,060
GP	NORTH DAKOTA	ND53520-1201	TR - CW: Water Supply Main Replacement	2	113	\$	32,000	\$	113,664,060
GP	SOUTH DAKOTA	SD08546-BG01	CC - WTP: FT Thompson Emergency Generators	2	114	\$	1,030,000	\$	114,694,060
GP	NORTH DAKOTA	ND03363-0103	FT - CSL & CSLS: Tokio/Wood Lake	3	115	\$	2,121,000	\$	116,815,060
GP	SOUTH DAKOTA	SD03526-0002	PR - CWST: Allen Water Tank & System Upgrades	2	116	\$	612,000	\$	117,427,060
GP	SOUTH DAKOTA	SD56783-0206	PR - SW: Pine Ridge Landfill Closure (open dump)	2	117	\$	1,500,000	\$	118,927,060
GP	SOUTH DAKOTA	SD47712-0201	RB - CW: Norris Fire Hydrant Replacement	2	118	\$	37,000	\$	118,964,060
GP	SOUTH DAKOTA	SD47713-0101	RB - CSL: Butte Creek Lagoon	2	119	\$	74,000	\$	119,038,060
GP	SOUTH DAKOTA	SD56778-0601	PR - CW: Kyle Community Water Upgrades	2	120	\$	1,721,000	\$	120,759,060
GP	NEBRASKA	NE87350-1701	OM - CW: Walthill Valve and Hydrant Repl	2	121	\$	381,000	\$	121,140,060
GP	SOUTH DAKOTA	SD20623-0102	CR - CSL: Whitehorse Lagoon Renovate	2	122	\$	436,000	\$	121,576,060
GP	NORTH DAKOTA	ND40486-1201	TM - CSLS: Kent Addition LS Renov.	2	123	\$	294,000	\$	121,870,060
GP	SOUTH DAKOTA	SD11561-0301	YK - CS: L.A. Housing Lift Station Renovation	2	124	\$	91,000	\$	121,961,060
GP	NEBRASKA	NE87346-1201	OM - CSL: Lagoon & Sewer Improve	2	125	\$	59,000	\$	122,020,060
GP	SOUTH DAKOTA	SD11562-0101	YK - CW: Marty Water Storage Tank Abandonment	2	126	\$	43,000	\$	122,063,060
GP	SOUTH DAKOTA	SD20607-0801*	CR - RW: Old WTP Water Main South	4	127	\$	573,000	\$	122,636,060
GP	SOUTH DAKOTA	SD15999-2201*	SR_RW_RA South User Extension	4	128	\$	1,315,000	\$	123,951,060
GP	SOUTH DAKOTA	SD47719-0201	RB - CS: Swift Bear Sewer Main Rehab.	3	129	\$	848,000	\$	124,799,060
GP	SOUTH DAKOTA	SD56783-0111	PR - CS: PR FM CARV Vaults	2	130	\$	106,000	\$	124,905,060
GP	NORTH DAKOTA	ND03999-0902	FT - RW: Rolling Hills Sys Replace	2	131	\$	303,000	\$	125,208,060
GP	SOUTH DAKOTA	SD20607-0301	CR - SW: EB Tribal Waste Dispose Sta.	2	132	\$	1,210,000	\$	126,418,060
GP	NORTH DAKOTA	ND03358-0301	FT - RW: St. Michael Com Hydrant & Valve Repl	2	133	\$	41,000	\$	126,459,060
GP	NORTH DAKOTA	ND27412-0702	FB - SW: Transfer Station	2	134	\$	644,000	\$	127,103,060
GP	NORTH DAKOTA	ND43999-0101	SR_OM_Standing Rock O&M	2	135	\$	1,250,000	\$	128,353,060
GP	SOUTH DAKOTA	SD60817-0201	RB - CW: St. Francis Fire Hydrant Replacement	2	136	\$	569,000	\$	128,922,060

Note: Infeasible projects shown with "*" after project number.

**Indian Health Service
2017 Annual Report of Sanitation Deficiency Levels**

GP	NORTH DAKOTA	ND27414-0001	FB - CWS: Mandaree Water System Ren	2	137	\$	365,000	\$	129,287,060
GP	SOUTH DAKOTA	SD20999-1001	CR - WA: CR Abandon Wells	2	138	\$	83,000	\$	129,370,060
GP	SOUTH DAKOTA	SD54999-1201	LT - O&M: SCADA Monitoring System	2	139	\$	640,000	\$	130,010,060
GP	SOUTH DAKOTA	SD50731-0201	FL - OM: Pumper Truck	2	140	\$	157,000	\$	130,167,060
GP	SOUTH DAKOTA	SD67999-0601	CR - RWST: SW-3 WST	3	141	\$	1,023,000	\$	131,190,060
GP	SOUTH DAKOTA	SD60819-0101	RB - CSL: Spring Creek Lagoon	3	142	\$	1,204,000	\$	132,394,060
GP	NORTH DAKOTA	ND43504-0301	SR_CW_Selfridge Tank	3	143	\$	276,250	\$	132,670,310
GP	SOUTH DAKOTA	SD20614-0301	CR - RWST: Armstrong WST	3	144	\$	1,026,000	\$	133,696,310
GP	SOUTH DAKOTA	SD56783-0701	PR - CW: PR East North Community Water Upgrades	2	145	\$	3,399,000	\$	137,095,310
GP	SOUTH DAKOTA	SD15571-0301	SR_CSL_Rock Creek Lagoon Renovation	2	146	\$	440,000	\$	137,535,310
GP	SOUTH DAKOTA	SD15574-0401	SR_CSL_Running Antelope Rip Rap	2	147	\$	540,000	\$	138,075,310
GP	SOUTH DAKOTA	SD35848-0201	PR - CW: Potato Creek Community Water Upgrades	2	148	\$	146,000	\$	138,221,310
GP	SOUTH DAKOTA	SD35849-0201	PR - CW: Wanblee Community Water Upgrades	2	149	\$	890,000	\$	139,111,310
GP	SOUTH DAKOTA	SD60999-0801	RB - CSL: Lift Station Backup Power	2	150	\$	974,000	\$	140,085,310
GP	NEBRASKA	NE87351-0701	WN - CWCS: Transfer Switches	2	151	\$	51,000	\$	140,136,310
GP	SOUTH DAKOTA	SD20623-0701*	CR - RW: Whitehorse-West Spur	4	152	\$	209,000	\$	140,345,310
GP	NORTH DAKOTA	ND40486-1802	TM - CS: Belcourt Sewer Replacement North PH 2	3	153	\$	2,050,000	\$	142,395,310
GP	NEBRASKA	NE54999-1501*	SA - CW: Cedar Knox Rural Water Ext	3	154	\$	514,250	\$	142,909,560
GP	SOUTH DAKOTA	SD15999-1101	SR_RW_Wakpala District WM Extension	4	155	\$	127,500	\$	143,037,060
GP	SOUTH DAKOTA	SD15999-0601	SR_RW_Wakpala to Oak Creek WM Extension	3	156	\$	125,000	\$	143,162,060
GP	SOUTH DAKOTA	SD61833-0200	RB - CS: Winner Sewer	3	157	\$	836,000	\$	143,998,060
GP	NORTH DAKOTA	ND03356-0101	FT - CS & CSL: Crow Hill Community	3	158	\$	300,000	\$	144,298,060
GP	NORTH DAKOTA	ND03999-2901	FT - INDWT: Ind. Water Treatment	2	159	\$	114,000	\$	144,412,060
GP	SOUTH DAKOTA	SD15573-0301	SR_CW_Kenel AC Pipe Replacement	2	160	\$	750,000	\$	145,162,060
GP	SOUTH DAKOTA	SD60813-0202	RB - CWST: Okreek Water Storage Tank	2	161	\$	620,000	\$	145,782,060
GP	NORTH DAKOTA	ND43501-0301	SR_CW_Cannonball AC Pipe Replacement	2	162	\$	1,300,000	\$	147,082,060
GP	NORTH DAKOTA	ND03358-1201	FT - CSL: FT BIA Lagoon Abandonment	2	163	\$	155,000	\$	147,237,060
GP	NEBRASKA	NE87351-0901	WN - CWS: SCADA for Water/Sewer	2	164	\$	140,000	\$	147,377,060
GP	SOUTH DAKOTA	SD60816-0601	RB - CS: Marshmallow Housing Sewer Rehab.	4	165	\$	45,000	\$	147,422,060
GP	SOUTH DAKOTA	SD60812-0401	RB - CW: Mission Water Replacement	3	166	\$	3,825,297	\$	151,247,357
GP	IOWA	IA86001-1301	SF - OM: SCADA Upgrades	2	167	\$	150,000	\$	151,397,357
GP	NORTH DAKOTA	ND27412-0701	FB - SW: Res Wide Open Dump Cleanup	3	168	\$	1,400,000	\$	152,797,357
GP	SOUTH DAKOTA	SD03528-0201	PR - CW: Martin North Housing WST & Upgrades	3	169	\$	350,000	\$	153,147,357
GP	SOUTH DAKOTA	SD67866-0003	CR - CWST: Bridger WST	3	170	\$	577,000	\$	153,724,357
GP	NORTH DAKOTA	ND03999-2601	FT - WA: Ind. Well Abandonment	2	171	\$	177,000	\$	153,901,357
GP	SOUTH DAKOTA	SD11999-0302	YK - SW: SW Management Plan	2	172	\$	50,000	\$	153,951,357
GP	NORTH DAKOTA	ND27999-0701	FB - OM: Fort Berthold Water Meters	2	173	\$	615,000	\$	154,566,357
GP	NORTH DAKOTA	ND03999-0601	FT - OM: Sioux Utilities	2	174	\$	87,000	\$	154,653,357
GP	SOUTH DAKOTA	SD15999-2101*	SR_RW_LE Well Field - Mahto WM Ext	2	175	\$	445,000	\$	155,098,357
GP	NORTH DAKOTA	ND03358-1101	FT - CS: South Ridge SM Repl & RR	3	176	\$	408,000	\$	155,506,357
GP	SOUTH DAKOTA	SD35999-0101*	PR - INDWSL: Wanblee Jnc East WM Ext.	3	177	\$	348,000	\$	155,854,357
GP	NORTH DAKOTA	ND13390-0601	FB - RW: Twin Buttes East Rural Water Expansion	3	178	\$	1,100,000	\$	156,954,357
GP	SOUTH DAKOTA	SD60818-0102	RB - CS: Soldier Creek Lift Station	3	179	\$	239,000	\$	157,193,357
GP	SOUTH DAKOTA	SD56782-0102	PR - CSL: Loneman Lagoon Upgrade	2	180	\$	131,000	\$	157,324,357
GP	SOUTH DAKOTA	SD56783-0107	PR - CSL: PR Old Lagoon Abandonment	2	181	\$	691,000	\$	158,015,357
GP	SOUTH DAKOTA	SD20618-0101	CR - CSL: Ridgeview LS Replacement	3	182	\$	596,000	\$	158,611,357
GP	SOUTH DAKOTA	SD15999-1801	SR_RW_Rock Creek Area Pipeline	3	183	\$	1,430,000	\$	160,041,357

Indian Health Service
2017 Annual Report of Sanitation Deficiency Levels

GP	SOUTH DAKOTA	SD15999-1901	SR_RW_Running Antelope RW Ph. 1	3	184	\$	550,000	\$	160,591,357
GP	SOUTH DAKOTA	SD15999-1902	SR_RW_Running Antelope RW Ph. 2	3	185	\$	110,000	\$	160,701,357
GP	SOUTH DAKOTA	SD15999-2001	SR_RW_Thunderhawk Area Pipeline	3	186	\$	110,000	\$	160,811,357
GP	SOUTH DAKOTA	SD15999-1601	SR_RW_Bear Soldier to McIntosh	3	187	\$	1,200,000	\$	162,011,357
GP	SOUTH DAKOTA	SD56789-0001*	PR - WPH/CSL: Wolf Creek W/S Imp	2	188	\$	412,700	\$	162,424,057
GP	NORTH DAKOTA	ND43999-0901	SR_RW_Porcupine Area Pipeline	3	189	\$	85,000	\$	162,509,057
GP	NORTH DAKOTA	ND03999-1801	FT - RW: Warwick Rural Water	2	190	\$	510,000	\$	163,019,057
GP	SOUTH DAKOTA	SD47715-0201*	RB - CW: Corn Creek Water Main Upgrade	3	191	\$	1,491,000	\$	164,510,057
GP	NEBRASKA	NE87999-0701*	OM - SW: Solid Waste Equip	1	192	\$	257,000	\$	164,767,057
GP	SOUTH DAKOTA	SD20607-0601	CR - CSL: Habitat Sewer Renovation	3	193	\$	2,770,000	\$	167,537,057
GP	NORTH DAKOTA	ND43503-0201	SR_CSL_Porcupine WW Treatment System	3	194	\$	1,445,000	\$	168,982,057
GP	SOUTH DAKOTA	SD08547-0502	CC - SW: Solid Waste Equipment	2	195	\$	836,000	\$	169,818,057
GP	SOUTH DAKOTA	SD56792-0101*	PR - CSL: Sharps Corner Lagoon	2	196	\$	336,000	\$	170,154,057
GP	NORTH DAKOTA	ND53999-0501	TR - RW & RWBS: Painted Woods Sub.	2	197	\$	180,000	\$	170,334,057
GP	SOUTH DAKOTA	SD20613-0301*	CR - RW: So. Lantry WM Ext. (Planning)	3	198	\$	1,359,000	\$	171,693,057
GP	SOUTH DAKOTA	SD20623-0301*	CR - RW: On The Tree WM Upgr (Planning)	3	199	\$	2,045,000	\$	173,738,057
GP	SOUTH DAKOTA	SD67999-0801	CR - RW: SW-3-Snnybrk WM Upgr (Planning)	3	200	\$	120,000	\$	173,858,057
GP	SOUTH DAKOTA	SD08547-0401	CC - CSL: Pow Wow Housing Lift Station	3	201	\$	479,000	\$	174,337,057
GP	SOUTH DAKOTA	SD03528-0203	PR - CW: Sunrise Housing Community Water Upgrades	2	202	\$	147,000	\$	174,484,057
GP	SOUTH DAKOTA	SD56785-0201	PR - CW: Red Shirt Village Community Water Upgrades	2	203	\$	118,000	\$	174,602,057
GP	NORTH DAKOTA	ND03999-0106*	FT - SW: Solid Waste - Ph 6	1	204	\$	1,753,000	\$	176,355,057
GP	SOUTH DAKOTA	SD54999-1002*	LT - SW: Collection System	1	205	\$	2,115,000	\$	178,470,057
GP	SOUTH DAKOTA	SD26651-0301*	RB - CS: Milks Camp Sewer System	1	206	\$	497,000	\$	178,967,057
GP	SOUTH DAKOTA	SD08547-LA01	CC - CSL: FT Thompson Old Lagoon Renovation	3	207	\$	589,000	\$	179,556,057
GP	NORTH DAKOTA	ND27412-0601*	FB - CSL: LS SCADA	1	208	\$	735,000	\$	180,291,057
GP	SOUTH DAKOTA	SD45702-0101*	LT - WST: Veblen Flats Water Storage	2	209	\$	422,000	\$	180,713,057
GP	SOUTH DAKOTA	SD11999-0101*	YK - OM: Septic Tank Pumper	1	210	\$	157,000	\$	180,870,057
GP	NEBRASKA	NE87901-1401*	WN-CS-BIA 30 Sewer Extension	2	211	\$	275,000	\$	181,145,057
GP	SOUTH DAKOTA	SD47719-0301	RB - CW: Swift Bear Fire Hydrant Replacement	2	212	\$	78,000	\$	181,223,057
GP	SOUTH DAKOTA	SD11999-0002	YK - CW: Individual Water Meters	2	213	\$	544,000	\$	181,767,057
GP	SOUTH DAKOTA	SD60821-0001*	RB - CS: Upper Cut Meat Lagoon	1	214	\$	521,000	\$	182,288,057
GP	SOUTH DAKOTA	SD56785-0001	PR - CSL: Red Shirt Lagoon	3	215	\$	500,000	\$	182,788,057
GP	SOUTH DAKOTA	SD56783-0901	PR - CW: PR Old Hopsital Housing Community Upgrades	2	216	\$	113,000	\$	182,901,057
GP	NORTH DAKOTA	ND03999-1001*	FT - RW: Azure's Trailer Court	2	217	\$	99,000	\$	183,000,057
GP	NORTH DAKOTA	ND43504-0201	SR_RW_Selfridge Transmission Main	3	218	\$	500,000	\$	183,500,057
GP	SOUTH DAKOTA	SD56783-0801*	PR - CW: PR Old Agency Community Water Upgrades	2	219	\$	1,736,000	\$	185,236,057
GP	SOUTH DAKOTA	SD60819-0201	RB - CW: Spring Creek Fire Hydrant Replacement	2	220	\$	64,000	\$	185,300,057
GP	SOUTH DAKOTA	SD67999-0101*	CR - RW: SW-7-Rd Scffld WM Upgr (Planning)	2	221	\$	8,868,000	\$	194,168,057
GP	NORTH DAKOTA	ND27412-CS01*	FB - CS: Thunder Buttes Collection System and Lagoon	3	222	\$	1,331,000	\$	195,499,057
GP	SOUTH DAKOTA	SD56790-0101*	PR - CW: Wounded Knee Community Water Upgrades	2	223	\$	1,669,200	\$	197,168,257
GP	SOUTH DAKOTA	SD60808-0001*	RB - CS: He Dog Sewer System	1	224	\$	513,000	\$	197,681,257
GP	SOUTH DAKOTA	SD60816-0102*	RB - CS: Rosebud Lagoon Phase 2	2	225	\$	654,000	\$	198,335,257
GP	SOUTH DAKOTA	SD20624-0101*	CR - RW: Blackfoot Wtr Sys Upgr (Planning)	2	226	\$	4,033,000	\$	202,368,257
GP	NORTH DAKOTA	ND13999-0601*	FB - RW Twin Buttes South Rural Water Expansion	3	227	\$	672,000	\$	203,040,257
GP	SOUTH DAKOTA	SD47715-0101*	RB - CS: Corn Creek Sewer System	2	228	\$	1,203,000	\$	204,243,257
GP	SOUTH DAKOTA	SD42687-LBA1*	LB - CW: LB Com AC Water Main Replace	2	229	\$	2,153,000	\$	206,396,257
GP	SOUTH DAKOTA	SD60808-0201*	RB - CSL: He Dog Lagoon	2	230	\$	537,000	\$	206,933,257

**Indian Health Service
2017 Annual Report of Sanitation Deficiency Levels**

GP	NORTH DAKOTA	ND13390-0501*	FB - RW: Twin Buttes West Rural Water Expansion	2	231	\$	800,000	\$	207,733,257
GP	NORTH DAKOTA	ND43999-1201*	SR_RW: Stone Man Dam Water Main Extension	2	232		152500	\$	207,885,757
GP	NORTH DAKOTA	ND03362-0301*	FT - CS: Gellar/St. Michael Lag SM	2	233		180000	\$	208,065,757

**Indian Health Service
2017 Annual Report of Sanitation Deficiency Levels**

IHS Area: Navajo (NA)

Area	State	Project No.	Project Name	Project DL	Area Priority	Project Cost	Cumulative Project Cost
NA	NEW MEXICO	NM17458-1301	Pinedale JBecenti Extension	5	1	\$ 132,000	\$ 132,000
NA	NEW MEXICO	NM17423-0401	COYOTE CANYON-Scattered Homes	5	2	\$ 154,000	\$ 286,000
NA	NEW MEXICO	NM17503-0903	Littlewater South Scattered F67	5	3	\$ 65,000	\$ 351,000
NA	ARIZONA	AZ09922-0102	Low Mountain Scattered	5	4	\$ 199,000	\$ 550,000
NA	ARIZONA	AZ01035-0201	Lupton Scattered Homes	5	5	\$ 129,000	\$ 679,000
NA	ARIZONA	AZ01902-0103	Ganado Scattered (2017)	5	6	\$ 793,000	\$ 1,472,000
NA	ARIZONA	AZ01012-2005	Chinle Scattered (2017)	5	7	\$ 967,000	\$ 2,439,000
NA	NEW MEXICO	NM17467-2001	Red Rock-East Remnant Mesa Scattered	5	8	\$ 208,000	\$ 2,647,000
NA	ARIZONA	AZ01056-0500	Steamboat/Jeddito- SCATTERED	5	9	\$ 267,000	\$ 2,914,000
NA	NEW MEXICO	NM17487-2401	TWIN LAKES-MEX SPRS-TOHATCHI SCATTERED	5	10	\$ 278,000	\$ 3,192,000
NA	ARIZONA	AZ09175-2302	Pinon Scattered (2017)	5	11	\$ 381,000	\$ 3,573,000
NA	ARIZONA	AZ03109-0401	Coppermine - Northwest 89 (P)	5	12	\$ 1,266,000	\$ 4,839,000
NA	UTAH	UT19808-1701	MV-DOUGLAS MESA WEST EXT. T28	5	13	\$ 1,412,000	\$ 6,251,000
NA	NEW MEXICO	NM17480-1202	SIHASIN (2019) Thoreau-Baca Scattered Homes Extensions & Well	5	14	\$ 2,939,000	\$ 9,190,000
NA	NEW MEXICO	NM24616-0702	Carson East Waterline	5	15	\$ 255,000	\$ 9,445,000
NA	NEW MEXICO	NM17418-2001	Church Rock Coal Mine Scattered	5	16	\$ 303,000	\$ 9,748,000
NA	ARIZONA	AZ09162-1301	SIHASIN (2020) Hardrock Sleepy Mountain WL Ext Phase 1 T73	5	17	\$ 1,857,316	\$ 11,605,316
NA	ARIZONA	AZ01020-1101	Dennehotsso - White Mesa Valley Extension T76	5	18	\$ 1,794,000	\$ 13,399,316
NA	ARIZONA	AZ01016-0701	SIHASIN (2018) COVE INTERTIE	2	19	\$ 454,000	\$ 13,853,316
NA	NEW MEXICO	NM17458-0201	Pinedale Allotment Dispute (X)	5	20	\$ 136,000	\$ 13,989,316
NA	ARIZONA	AZ01902-0102	Ganado SW Waterline Extension	5	21	\$ 459,000	\$ 14,448,316
NA	NEW MEXICO	NM17414-0502	SIHASIN (2018) Casamero Lake West Ext	5	22	\$ 222,000	\$ 14,670,316
NA	ARIZONA	AZ03109-0601	COPPERMINE - KOKO EXT P1	5	23	\$ 2,298,000	\$ 16,968,316
NA	ARIZONA	AZ01056-0602	Steamboat Canyon Ph.2- Cisterns	5	24	\$ 202,000	\$ 17,170,316
NA	NEW MEXICO	NM17500-0601	BECENTI-Milk Lake-Cistern	5	25	\$ 35,000	\$ 17,205,316
NA	NEW MEXICO	NM33140-1601	Ramah Rocky Point CWS - New 35,700 Gallon WST	3	26	\$ 366,000	\$ 17,571,316
NA	ARIZONA	AZ01047-0902	Rough Rock North Phase 2 (W/L) - Sihasin (2019) Companion (X)	5	27	\$ 2,177,000	\$ 19,748,316
NA	ARIZONA	AZ03103-4001	BODAWAY Scattered Cisterns Phase I	5	28	\$ 1,518,080	\$ 21,266,396
NA	NEW MEXICO	NM01084-1601	Tohajiilee Scattered Homes (X)	5	29	\$ 881,000	\$ 22,147,396
NA	ARIZONA	AZ01040-0301	Nazlini North Phase 1 (Cisterns)	4	30	\$ 1,129,000	\$ 23,276,396
NA	ARIZONA	AZ01036-0403	Many Farms Lake Phase 4 Cisterns	5	31	\$ 256,000	\$ 23,532,396
NA	ARIZONA	AZ01048-0201	Round Rock NE, Cisterns	5	32	\$ 549,000	\$ 24,081,396
NA	UTAH	UT19800-1101	ANETH MAIL TRAIL CISTERNS	5	33	\$ 181,000	\$ 24,262,396
NA	ARIZONA	AZ09166-5301	Kayenta West Skeleton Mesa Cisterns	5	34	\$ 286,000	\$ 24,548,396
NA	UTAH	UT19808-0101	OLJATO PIUTE FARMS SCATT CISTERNS	5	35	\$ 580,000	\$ 25,128,396
NA	NEW MEXICO	NM33140-0501	RAMAH WHITEROCK UNIT 1 CISTERNS	5	36	\$ 229,000	\$ 25,357,396
NA	NEW MEXICO	NM24631-0801	Shiprock 491 North Cisterns	5	37	\$ 241,000	\$ 25,598,396
NA	ARIZONA	AZ01036-1201	MF-Ram Pasture Cisterns	5	38	\$ 1,341,000	\$ 26,939,396
NA	ARIZONA	AZ09162-0601*	HARDROCK SCATTERED CISTERNS P1	5	39	\$ 814,001	\$ 27,753,397
NA	ARIZONA	AZ03121-0901	KAIBETO GRAY MESA CISTERNS & WPT	5	40	\$ 921,026	\$ 28,674,423
NA	ARIZONA	AZ03122-0201	LECHEE - HORSETHIEF CISTERNS & WP	5	41	\$ 1,795,000	\$ 30,469,423
NA	NEW MEXICO	NM17447-0701	Manuelito Chap House Cisterns	5	42	\$ 216,000	\$ 30,685,423

Indian Health Service
2017 Annual Report of Sanitation Deficiency Levels

NA	NEW MEXICO	NM17447-0901	Manuelito Big Rock Canyon Cisterns (Sihasin FY 2021?)	5	43	\$	140,000	\$	30,825,423
NA	ARIZONA	AZ01045-1101	Shiprock Wall Cistern	5	44	\$	28,000	\$	30,853,423
NA	ARIZONA	AZ09180-0801	SIHASIN (2018) SHONTO TALL MTN. CISTERNS & WPT	5	45	\$	1,223,992	\$	32,077,415
NA	ARIZONA	AZ01054-0106	Spider Rock - Phase 4 CISTERNS	5	46	\$	826,000	\$	32,903,415
NA	ARIZONA	AZ09921-0101	WHITE CONE- FLAT MESA SCAT CISTERNS	5	47	\$	220,000	\$	33,123,415
NA	NEW MEXICO	NM24631-2701	Rattlesnake Rechlorination Station	2	48	\$	87,000	\$	33,210,415
NA	NEW MEXICO	NM17483-0901	Buffalo Springs Pumphouse Replacement	2	49	\$	330,000	\$	33,540,415
NA	ARIZONA	NM17002-1602	Chichiltah/Vanderwagon Phase 1 (X)	5	50	\$	4,861,000	\$	38,401,415
NA	NEW MEXICO	NM17450-0501*	SIHASIN (2019) NAVAJO-ASAAYI WATERLINE	5	51	\$	953,000	\$	39,354,415
NA	NEW MEXICO	NM28341-0701	ALAMO-PH1 CISTERNS	5	52	\$	60,000	\$	39,414,415
NA	ARIZONA	AZ09158-1103	DILKON - JOHN'S DRAW 1 CIST.	5	53	\$	269,001	\$	39,683,416
NA	NEW MEXICO	NM24614-0501	HOGBACK DEADMAN'S WASH-S CISTERNS	5	54	\$	114,000	\$	39,797,416
NA	ARIZONA	AZ09164-0801	INDIAN WELLS - TWIN PEAKS CISTERNS	5	55	\$	495,010	\$	40,292,426
NA	ARIZONA	AZ09164-0901	INDIAN WELLS - GORILLA HEAD CIST.	5	56	\$	1,031,976	\$	41,324,402
NA	ARIZONA	AZ09166-2001	KAYENTA-ARIZ - EL CAP NORTH CIST.	5	57	\$	450,000	\$	41,774,402
NA	ARIZONA	AZ01031-0102	KLAGETOH - NAVAJO STATION CISTERNS	5	58	\$	947,000	\$	42,721,402
NA	ARIZONA	AZ03122-0701	LECHEE - WHITE DOME CISTERN SYSTEM	5	59	\$	255,000	\$	42,976,402
NA	NEW MEXICO	NM17453-0701	Mexican Springs Todilto Park Cisterns	5	60	\$	389,000	\$	43,365,402
NA	UTAH	UT19815-1201	RED MESA NORTH CISTERNS TSOSIE CAMP	5	61	\$	146,000	\$	43,511,402
NA	ARIZONA	AZ01061-0501	Teec Yellow Rock Point Cisterns	5	62	\$	30,000	\$	43,541,402
NA	NEW MEXICO	NM17418-1601	Gallup Boardman Waterline Loop	2	63	\$	144,000	\$	43,685,402
NA	ARIZONA	AZ01020-0101	Dennehotso Laguna Flats - SIHASIN (2019) Companion (X)	4	64	\$	211,000	\$	43,896,402
NA	ARIZONA	AZ09180-1501	SHONTO - WHITE POST EAST EXTN T08 (X)	5	65	\$	1,197,001	\$	45,093,403
NA	ARIZONA	AZ09160-0701	FOREST LAKE CISTERN HOMES	5	66	\$	391,995	\$	45,485,398
NA	NEW MEXICO	NM24413-0701	BURNHAM NORTH CISTERNS I	5	67	\$	95,000	\$	45,580,398
NA	NEW MEXICO	NM17422-0110	COUSINS RADIOTOWER LOOP PH5 CISTERN (Sihasin FY 2019?)	5	68	\$	154,000	\$	45,734,398
NA	ARIZONA	AZ09158-0101	DILKON SCATTERED CISTERNS	5	69	\$	920,040	\$	46,654,438
NA	UTAH	UT19813-0501	NAV MT PIUTE MESA CISTERNS	5	70	\$	723,000	\$	47,377,438
NA	UTAH	UT19808-1501	Oljatoh Narrow Canyon Scattered CISTERNS	5	71	\$	249,000	\$	47,626,438
NA	NEW MEXICO	NM24629-0801	SANOSTEE CANYON CISTERNS I	5	72	\$	95,000	\$	47,721,438
NA	ARIZONA	AZ09180-0901	SHONTO SCATTERED CISTERNS	5	73	\$	191,000	\$	47,912,438
NA	ARIZONA	AZ09184-0703	NAHATEE CANYON SPRINGS PH2 CIST.	5	74	\$	242,008	\$	48,154,446
NA	ARIZONA	AZ01072-0401	WIDE RUINS GREY CACTUS RD CISTERNS	5	75	\$	1,747,000	\$	49,901,446
NA	NEW MEXICO	NM24631-1908	Shiprock SSU Failed Drainfield	3	76	\$	694,000	\$	50,595,446
NA	ARIZONA	AZ03135-2401	Tuba City WWTP Upgrades NTUA (X)	3	77	\$	8,457,130	\$	59,052,576
NA	ARIZONA	AZ01041-0901	SIHASIN (2018) Oak Springs-Pine Springs Additional Water Source	2	78	\$	689,000	\$	59,741,576
NA	NEW MEXICO	NM17422-0109	SIHASIN (2019) COUSINS RADIOTOWER LOOP PH4 EXT.	4	79	\$	550,000	\$	60,291,576
NA	ARIZONA	AZ09158-1001	SIHASIN (2019) DILKON - PYRAMID BUTTE EXT. T67	5	80	\$	1,312,000	\$	61,603,576
NA	NEW MEXICO	NM17422-0111	SIHASIN (2019) COUSINS RADIOTOWER LOOP PH5 EXT. (X)	4	81	\$	232,000	\$	61,835,576
NA	NEW MEXICO	NM17422-0105	COUSINS RADIOTOWER LOOP PH2 EXT. (Proposed PTF) (X)	5	82	\$	1,072,000	\$	62,907,576
NA	ARIZONA	AZ01026-0901	HOUCK-Sanders (X)	5	83	\$	592,000	\$	63,499,576
NA	UTAH	UT19800-0801*	WESTWATER - BLANDING W/L Ext	4	84	\$	1,213,000	\$	64,712,576
NA	ARIZONA	AZ03107-0102*	COALMINE CANYON - Appaloosa Ridge Extension Phase II	5	85	\$	310,000	\$	65,022,576
NA	ARIZONA	AZ01015-0402*	Cottonwood-Tselani Extension	5	86	\$	417,000	\$	65,439,576
NA	ARIZONA	AZ01030-0203*	Cross Canyon W/L Extension	5	87	\$	1,711,000	\$	67,150,576
NA	NEW MEXICO	NM17503-0402*	LITTLEWATER SW EXTENSION	5	88	\$	692,000	\$	67,842,576
NA	NEW MEXICO	NM17503-0702*	SIHASIN (2021) LITTLEWATER EAST EXT. II	5	89	\$	341,000	\$	68,183,576

Indian Health Service
2017 Annual Report of Sanitation Deficiency Levels

NA	NEW MEXICO	NM17470-3001*	Rock Springs Pablo Extension	5	90	\$	140,000	\$	68,323,576
NA	NEW MEXICO	NM24631-0802*	Shiprock 491 North W/L Extension	4	91	\$	1,941,000	\$	70,264,576
NA	ARIZONA	AZ01056-0601*	SIHASIN (2021) Steamboat Canyon Ph.1	5	92	\$	1,808,000	\$	72,072,576
NA	NEW MEXICO	NM24645-0401*	SIHASIN (2018) WHITE ROCK SOUTH EXT. Waterline	5	93	\$	595,000	\$	72,667,576
NA	ARIZONA	AZ01072-0601*	Wide Ruins Ext. West <3HPM	5	94	\$	1,065,000	\$	73,732,576
NA	NEW MEXICO	NM17403-0301	BACA SOUTH CISTERN	5	95	\$	571,000	\$	74,303,576
NA	ARIZONA	AZ09150-1001	BS. REMOTE CISTERN DIST. 5 WPT	5	96	\$	602,982	\$	74,906,558
NA	ARIZONA	AZ09150-0401	BIRDSPRINGS RINCON BASIN CISTE D.5	5	97	\$	237,993	\$	75,144,551
NA	ARIZONA	AZ03104-1402	CAMERON - Gray Mountain Cisterns - Phase II	5	98	\$	1,377,090	\$	76,521,641
NA	ARIZONA	AZ09158-1101	DILKON - ROTTEN BANANAS BUTTE CIST.	5	99	\$	454,986	\$	76,976,627
NA	ARIZONA	AZ09033-0401	LGW SCATTERED CISTERN DIST. 7	5	100	\$	363,979	\$	77,340,606
NA	ARIZONA	AZ09033-1201	LGW TWIN BUTTE CISTERN DIST. 7	5	101	\$	202,008	\$	77,542,614
NA	ARIZONA	AZ01026-1101	HOUCK Highlands-Cisterns	5	102	\$	196,000	\$	77,738,614
NA	ARIZONA	AZ09164-0202	INDIAN WELLS-PUEBLO CO II CIST. WP	5	103	\$	657,980	\$	78,396,594
NA	ARIZONA	AZ01035-0603	LUPTON - South Mesa P51 PH2 Cistern	5	104	\$	193,000	\$	78,589,594
NA	NEW MEXICO	NM17448-0105	MARIANO LAKE Cisterns PH5	5	105	\$	67,000	\$	78,656,594
NA	NEW MEXICO	NM33140-0302	RAMAH SCATT PH II CISTERN	5	106	\$	151,000	\$	78,807,594
NA	NEW MEXICO	NM17003-0401	TSAYATOH-STATE LINE CISTER	5	107	\$	133,000	\$	78,940,594
NA	ARIZONA	AZ01011-1401	CHILCH- Failed DFs T68	3	108	\$	492,000	\$	79,432,594
NA	ARIZONA	AZ09166-2301	Kayenta WWTP Upgrade NTUA (X)	3	109	\$	7,518,000	\$	86,950,594
NA	ARIZONA	AZ01058-1008	Shiprock to Sweetwater/Aneth Phase 8 (X)	3	110	\$	6,185,000	\$	93,135,594
NA	NEW MEXICO	NM24413-1201*	SIHASIN (2020) Burnham NW WL Ext I	5	111	\$	604,000	\$	93,739,594
NA	NEW MEXICO	NM24413-0801*	SIHASIN (2018?) BURNHAM EAST WL EXT I	5	112	\$	1,496,000	\$	95,235,594
NA	ARIZONA	AZ03104-1302*	CAMERON WEST EXTENSION	5	113	\$	1,113,000	\$	96,348,594
NA	NEW MEXICO	NM17422-0107*	COUSINS RADIOTOWER LOOP PH3 EXT. (Proposed PTF)	5	114	\$	1,924,000	\$	98,272,594
NA	ARIZONA	AZ03108-1603*	WEST LEUPP PH2 WL EXT	5	115	\$	4,377,000	\$	102,649,594
NA	ARIZONA	AZ03108-1605*	LEUPP - GRAND FALLS EXTENSION	5	116	\$	4,773,990	\$	107,423,584
NA	NEW MEXICO	NM17448-0106*	MARIANO LAKE EXT. PHASE 6	5	117	\$	1,366,000	\$	108,789,584
NA	NEW MEXICO	NM24625-0302*	SIHASIN (2018) Morgan Lake Waterline Extension	5	118	\$	741,000	\$	109,530,584
NA	UTAH	UT19815-1501*	WHITE MESA BENALLY CAMP UTAH NAVAJO TRUST FUND	5	119	\$	426,000	\$	109,956,584
NA	ARIZONA	AZ01054-0108*	Spider Rock W/L Ext Phase 2.5	5	120	\$	1,116,988	\$	111,073,572
NA	ARIZONA	AZ01054-0104*	SIHASIN (2020) Spider Rock-Chinle W/L Ext Phase 3	5	121	\$	3,843,000	\$	114,916,572
NA	ARIZONA	AZ09923-0502*	Sihasin 2019 Jeddito Goldwater Loop Ph.2	5	122	\$	1,643,000	\$	116,559,572
NA	NEW MEXICO	NM17403-0502	BACA I-40 CROSSING CISTERN	5	123	\$	207,000	\$	116,766,572
NA	NEW MEXICO	NM24413-1501	BURNHAM PHASE II HUNTER WASH EXT CISTERN	5	124	\$	138,000	\$	116,904,572
NA	ARIZONA	AZ09158-1701	DILKON - TAHA CISTERN	5	125	\$	206,994	\$	117,111,566
NA	NEW MEXICO	NM24616-0301	HUERFANO CARSON N CIST PH I	5	126	\$	143,000	\$	117,254,566
NA	ARIZONA	AZ09164-0903	INDIAN WELLS- GORILLA HEAD PH2 CIST	5	127	\$	478,016	\$	117,732,582
NA	ARIZONA	AZ03121-0701	KAIBETO SCATTERED CISTER	5	128	\$	52,000	\$	117,784,582
NA	ARIZONA	AZ01045-1301	RED VALLEY SOUTH CISTER	5	129	\$	35,000	\$	117,819,582
NA	NEW MEXICO	NM24631-0901	SHIPROCK FARM AREA A CISTERN	5	130	\$	35,000	\$	117,854,582
NA	ARIZONA	AZ01061-0402	Teec Nos Pos Tso Cisterns	5	131	\$	35,000	\$	117,889,582
NA	ARIZONA	AZ03132-0803	TOLANI LK BLACK FALLS II CIST.DIST5	5	132	\$	212,004	\$	118,101,586
NA	NEW MEXICO	NM24608-0501	CRYSTAL-MILKWATER PH. I CISTER	5	133	\$	495,000	\$	118,596,586
NA	UTAH	UT19808-0201	OLJATOH-HALCHITA CISTERN 1 & WP	5	134	\$	923,000	\$	119,519,586
NA	ARIZONA	AZ01026-1501*	HOUCK WEST SANDERS EXT	5	135	\$	230,004	\$	119,749,590
NA	UTAH	UT19800-0302*	SIHASIN (2020) MONTEZUMA CREEK EXTENSION	5	136	\$	584,000	\$	120,333,590

Indian Health Service
2017 Annual Report of Sanitation Deficiency Levels

NA	ARIZONA	NM17002-1701*	Pigeon Springs Waterline Extensions	5	137	\$	456,000	\$	120,789,590
NA	ARIZONA	AZ03108-1604*	WEST LEUPP PH3 WL EXT	5	138	\$	2,001,996	\$	122,791,586
NA	NEW MEXICO	NM17426-0202*	NAHODISHGISH SW EXTENSION	5	139	\$	459,000	\$	123,250,586
NA	NEW MEXICO	NM17491-0703*	SIHASIN (2020) RINCON MARQUEZ-Extensions U24	4	140	\$	1,669,000	\$	124,919,586
NA	NEW MEXICO	NM17003-1101	TSAYATOH-E. TSE BONITO EXT. (SDWA)(X)	5	141	\$	868,500	\$	125,788,086
NA	ARIZONA	AZ09184-0701	NAHATEE CANYON SPRINGS CIST. WPT	5	142	\$	660,972	\$	126,449,058
NA	NEW MEXICO	NM17500-0701	BECENTI-Flat Lake-Cisterns	5	143	\$	37,000	\$	126,486,058
NA	NEW MEXICO	NM24413-0501	BURNHAM WEST CISTERNS I	5	144	\$	74,000	\$	126,560,058
NA	NEW MEXICO	NM24413-0401	BURNHAM SW CISTERN I	5	145	\$	74,000	\$	126,634,058
NA	ARIZONA	AZ09158-1203	DILKON RABBIT CISTERNS	5	146	\$	289,992	\$	126,924,050
NA	ARIZONA	AZ09164-0101	INDIAN WELLS - ROUND BUTTE CIST.	5	147	\$	290,008	\$	127,214,058
NA	UTAH	UT19812-0901	Mexican Water Watering Point	4	148	\$	186,000	\$	127,400,058
NA	NEW MEXICO	NM24624-0201	NEWCOMB EAST CISTERNS I	5	149	\$	74,000	\$	127,474,058
NA	ARIZONA	AZ01058-1007	Shiprock to Sweetwater/Aneth Phase 7 (Proposed PTF) (X)	2	150	\$	3,480,000	\$	130,954,058
NA	ARIZONA	AZ01066-0801	Wheatfields Black Rock Cistern	5	151	\$	642,000	\$	131,596,058
NA	ARIZONA	AZ03103-0101	BODAWAY New Well (X)	2	152	\$	743,000	\$	132,339,058
NA	NEW MEXICO	NM24608-0802	Crystal Pumping Facilities - Sihasin W10 Companion (X)	2	153	\$	274,000	\$	132,613,058
NA	NEW MEXICO	NM24616-0801	Carson West Rechlorination Station (X)	2	154	\$	100,000	\$	132,713,058
NA	NEW MEXICO	NM24616-0802	Blanco Canyon Re-chlorination Station (X)	2	155	\$	134,000	\$	132,847,058
NA	ARIZONA	AZ09923-0601	Steamboat 2GS 3Phase Booster Upgrade (X)	2	156	\$	171,000	\$	133,018,058
NA	ARIZONA	AZ01034-1401	Tsaile-Lukachukai High Pressure Intertie (X)	2	157	\$	74,000	\$	133,092,058
NA	ARIZONA	AZ01041-0602	Oak Springs Pumping Facilities and W/P (X)	2	158	\$	507,824	\$	133,599,882
NA	ARIZONA	AZ03103-0601	BODAWAY Booster Station Upgrade	2	159	\$	885,000	\$	134,484,882
NA	UTAH	UT19808-0901	OLJATOH-MONUMENT VALLEY SCADA	2	160	\$	362,001	\$	134,846,883
NA	UTAH	UT19813-0802	Navajo Mtn - Arizona Scattered T66 (Phase 2)	5	161	\$	1,499,000	\$	136,345,883
NA	ARIZONA	AZ03122-0501	LECHEE - P SIANI WL EXT. T07	5	162	\$	681,000	\$	137,026,883
NA	ARIZONA	AZ03109-0603	COPPERMINE - KOKO EXT PHASE 3 (X)	5	163	\$	1,375,000	\$	138,401,883
NA	NEW MEXICO	NM17477-0302*	STANDING ROCK NE-Extension (Phase 2) W24	4	164	\$	1,243,000	\$	139,644,883
NA	NEW MEXICO	NM17477-0102*	STANDING ROCK SOUTH-Extension	4	165	\$	1,278,000	\$	140,922,883
NA	NEW MEXICO	NM17491-0202*	Whitehorse Lake-SandSpring Extension U27	4	166	\$	2,188,000	\$	143,110,883
NA	ARIZONA	AZ09923-0501*	Jeddito Goldwater Loop Ph.1	5	167	\$	2,873,000	\$	145,983,883
NA	ARIZONA	AZ09150-0801	BIRDSPRINGS TOJI ANIZAAD CISTERN DIST5	5	168	\$	199,995	\$	146,183,878
NA	ARIZONA	AZ09997-0801	BLACK MESA - East & NW Cisterns.	5	169	\$	312,152	\$	146,496,030
NA	ARIZONA	AZ03104-1202	CAMERON LCR Gorge Cisterns	5	170	\$	579,000	\$	147,075,030
NA	ARIZONA	AZ09158-0301	DILKON JOHN'S DRAW 2 CISTERNS	5	171	\$	395,990	\$	147,471,020
NA	ARIZONA	AZ09175-1501	PINON-WEPO WASH CISTERNS	5	172	\$	1,319,000	\$	148,790,020
NA	ARIZONA	AZ03132-0901	TOLANI LAKE SCATTERED CISTERNS	5	173	\$	130,998	\$	148,921,018
NA	NEW MEXICO	NM24610-0601	Farmington Failed DF/Septic VI	3	174	\$	727,000	\$	149,648,018
NA	ARIZONA	AZ09175-1901	District 4 Drainfields	3	175	\$	540,000	\$	150,188,018
NA	UTAH	UT19808-1301	OLJATO-TRAIN ROCK CISTERNS	5	176	\$	912,000	\$	151,100,018
NA	NEW MEXICO	NM17475-0801	Smith Lake Well- Phase 1 (Booster) - PTF Funding (X)	2	177	\$	667,000	\$	151,767,018
NA	ARIZONA	AZ03109-0602	COPPERMINE - KOKO EXT PHASE 2 (X)	5	178	\$	1,688,000	\$	153,455,018
NA	NEW MEXICO	NM17403-1201	Baca South Chavez Extensions and Lagoon (X)	5	179	\$	2,180,000	\$	155,635,018
NA	UTAH	UT19800-1102*	ANETH MAIL TRAIL WATERLINE	4	180	\$	556,000	\$	156,191,018
NA	NEW MEXICO	NM17403-0503*	BACA I-40 CROSSING EXTENSIONS	4	181	\$	345,000	\$	156,536,018
NA	NEW MEXICO	NM17403-0302*	BACA SOUTH EXTENSIONS	4	182	\$	2,500,000	\$	159,036,018
NA	NEW MEXICO	NM17500-0702*	BECENTI-Flat Lake-Extensions	4	183	\$	1,046,000	\$	160,082,018

Indian Health Service
2017 Annual Report of Sanitation Deficiency Levels

NA	NEW MEXICO	NM17408-0203*	Bread Springs Elevated Tank	4	184	\$	930,000	\$	161,012,018
NA	NEW MEXICO	NM24413-0502*	BURNHAM WEST W/L EXT II	4	185	\$	276,000	\$	161,288,018
NA	NEW MEXICO	NM24413-0402*	BURNHAM SW WL EXT I	4	186	\$	328,000	\$	161,616,018
NA	NEW MEXICO	NM24413-0702*	BURNHAM NORTH W/L EXT I	4	187	\$	679,000	\$	162,295,018
NA	NEW MEXICO	NM24413-1502*	BURNHAM PHASE II HUNTER WASH EXT WATERLINE	4	188	\$	912,000	\$	163,207,018
NA	NEW MEXICO	NM17423-0603*	COYOTE CANYON-North Extensions PH2 U29	4	189	\$	1,620,000	\$	164,827,018
NA	NEW MEXICO	NM17423-0504*	COYOTE CANYON-South Extensions	4	190	\$	1,315,000	\$	166,142,018
NA	NEW MEXICO	NM17423-0802*	COYOTE CANYON-Red Water Pond Extension	4	191	\$	1,166,000	\$	167,308,018
NA	NEW MEXICO	NM17423-0602*	COYOTE CANYON-North Extensions PH1 U29	4	192	\$	393,000	\$	167,701,018
NA	NEW MEXICO	NM17502-0103*	HAYSTACK EXTENSIONS W23	4	193	\$	1,334,000	\$	169,035,018
NA	NEW MEXICO	NM24614-0502*	HOGBACK DEADMAN'S WASH-SOUTH WL	4	194	\$	370,000	\$	169,405,018
NA	ARIZONA	AZ01026-1102*	HOUCK Highlands-Extension	4	195	\$	944,000	\$	170,349,018
NA	NEW MEXICO	NM24616-0602*	Otis South WL Ext II	4	196	\$	357,000	\$	170,706,018
NA	NEW MEXICO	NM24616-0302*	HUERFANO CARSON NORTH WL EXT PH II	4	197	\$	958,000	\$	171,664,018
NA	ARIZONA	AZ03120-0702*	INSCRIPTION HSE ISOLATED EXTENSION W13	4	198	\$	437,000	\$	172,101,018
NA	ARIZONA	AZ03121-0702*	KAIBETO SCATTERED EXTENSION	4	199	\$	415,000	\$	172,516,018
NA	ARIZONA	AZ03121-0902*	KAIBETO GRAY MESA EXTENSION	4	200	\$	2,307,000	\$	174,823,018
NA	NEW MEXICO	NM17446-0702*	Lake Valley NE Waterline W17	4	201	\$	943,000	\$	175,766,018
NA	ARIZONA	AZ03108-1606*	WEST LEUPP PH1A WL EXT	5	202	\$	2,309,032	\$	178,075,050
NA	NEW MEXICO	NM17503-0302*	LITTLEWATER NW EXTENSIONS	4	203	\$	126,000	\$	178,201,050
NA	ARIZONA	AZ01035-0604*	LUPTON-South Mesa P51 PH3 Extension	4	204	\$	577,000	\$	178,778,050
NA	NEW MEXICO	NM17447-0702*	Manuelito Chapter Extensions	4	205	\$	413,700	\$	179,191,750
NA	NEW MEXICO	NM17453-0702*	SIHASIN (2021) Mexican Springs Todilto Park Extension	4	206	\$	3,414,000	\$	182,605,750
NA	NEW MEXICO	NM24623-0103*	Naschitti-Bluerock-Wilson Extensions	4	207	\$	3,295,000	\$	185,900,750
NA	NEW MEXICO	NM24623-0402*	Naschitti-Wildcat Springs Extensions	4	208	\$	2,973,000	\$	188,873,750
NA	NEW MEXICO	NM24624-0202*	NEWCOMB EAST WL EXT I	4	209	\$	855,000	\$	189,728,750
NA	NEW MEXICO	NM24624-0302*	SIHASIN (2019) NEWCOMB NORTH WL EXT I	4	210	\$	372,000	\$	190,100,750
NA	UTAH	UT19815-1202*	RED MESA NORTH WATERLINE TSOSIE CAMP	4	211	\$	363,000	\$	190,463,750
NA	ARIZONA	AZ01045-1102*	Shiprock Wall	4	212	\$	189,000	\$	190,652,750
NA	ARIZONA	AZ01045-1302*	RED VALLEY SOUTH W/L EXTENSION	4	213	\$	435,000	\$	191,087,750
NA	NEW MEXICO	NM24629-0802*	SANOSTEE CANYON WL EXT I	4	214	\$	598,000	\$	191,685,750
NA	NEW MEXICO	NM24631-2004*	Shiprock NE Waterline Extension Ph II	4	215	\$	323,000	\$	192,008,750
NA	NEW MEXICO	NM24631-0902*	SHIPROCK FARM AREA A EXTENSION	4	216	\$	411,000	\$	192,419,750
NA	ARIZONA	AZ09180-0902*	SHONTO SCATTERED EXTENSION	4	217	\$	884,000	\$	193,303,750
NA	NEW MEXICO	NM17477-0702*	STANDING ROCK SE - Extension	4	218	\$	382,000	\$	193,685,750
NA	NEW MEXICO	NM17477-0501*	Standing Rock Ellsworth EXTENSION	4	219	\$	151,000	\$	193,836,750
NA	ARIZONA	AZ01061-0403*	Teec Nos Pos Tso Waterline Extension	4	220	\$	911,000	\$	194,747,750
NA	ARIZONA	AZ01061-0502*	SIHASIN (2021) Teec Yellow Rock Point W/L Ext	4	221	\$	607,000	\$	195,354,750
NA	ARIZONA	AZ01061-0503*	Teec Yellow Rock Point W/L Ext, Ph II	4	222	\$	420,000	\$	195,774,750
NA	ARIZONA	AZ09184-0702*	TEESTOH NAHATEE CANYON SPRINGS EXT.	4	223	\$	3,625,000	\$	199,399,750
NA	NEW MEXICO	NM17483-0302*	TOHATCHI SRW EXTENSIONS	4	224	\$	1,280,000	\$	200,679,750
NA	NEW MEXICO	NM17483-1202*	Tohatchi Flowing Well Ext	4	225	\$	268,000	\$	200,947,750
NA	NEW MEXICO	NM17003-0402*	TSAYATOH-STATE LINE EXT.	4	226	\$	600,000	\$	201,547,750
NA	NEW MEXICO	NM17003-0601*	TSAYATOH-W. P&M HOUSING EXT.	4	227	\$	305,000	\$	201,852,750
NA	NEW MEXICO	NM17487-0520*	Twin Lakes Banana Ridge Ext	4	228	\$	116,000	\$	201,968,750
NA	NEW MEXICO	NM17487-1402*	TWIN LAKES-DEER SPRINGS EXT	4	229	\$	798,000	\$	202,766,750
NA	ARIZONA	AZ09150-0301	HWY 99 CISTERNS PHASE 2	5	230	\$	711,008	\$	203,477,758

**Indian Health Service
2017 Annual Report of Sanitation Deficiency Levels**

NA	NEW MEXICO	NM17408-0202	Bread Springs Cisterns	5	231	\$	161,000	\$	203,638,758
NA	ARIZONA	AZ01046-1301	RR RP LK Drainfields	3	232	\$	343,000	\$	203,981,758
NA	ARIZONA	AZ01024-1001	Fort Defiance Sewerline Extn XP3 EPA (X)	3	233	\$	779,000	\$	204,760,758
NA	ARIZONA	AZ01031-0301	KLAGETOH - TRNSWSTRN STA CISTRNS	5	234	\$	821,000	\$	205,581,758
NA	UTAH	UT19813-0601	Nav Mtn Rainbow City East Cisterns	5	235	\$	215,000	\$	205,796,758
NA	NEW MEXICO	NM01084-0701	Canoncito Scattered - Cisterns	5	236	\$	244,000	\$	206,040,758
NA	ARIZONA	AZ01024-1103	FORT DEFIANCE FAILED DRAINFIELDS-LAGOONS	4	237	\$	423,996	\$	206,464,754
NA	ARIZONA	AZ09184-0704	NAHATEE CANYON SPRINGS PH2 EXT.	4	238	\$	691,000	\$	207,155,754
NA	ARIZONA	AZ03107-0101	COALMINE CANYON - Appaloosa Ridge Cisterns Phase I	5	239	\$	467,000	\$	207,622,754
NA	ARIZONA	AZ09160-1001	Many Mules Cisterns Ph 1 & WP	5	240	\$	5,449,000	\$	213,071,754
NA	ARIZONA	AZ03108-1101	LEUPP SAN FRANCISCO WASH CIST.DIST5	5	241	\$	814,967	\$	213,886,721
NA	ARIZONA	AZ01012-2201	2017 Chinle/MF FDF	3	242	\$	265,000	\$	214,151,721
NA	NEW MEXICO	NM24623-0401	Naschitti-Wildcat Springs Cisterns	5	243	\$	710,000	\$	214,861,721
NA	ARIZONA	AZ01053-0402	SAWMILL WHITE CLAY CISTERNS	5	244	\$	1,227,000	\$	216,088,721
NA	NEW MEXICO	NM33140-1701	Ramah Pinehill New WTP (X)	2	245	\$	516,000	\$	216,604,721
NA	NEW MEXICO	NM01084-1001	ABQ-Tohajiilee Intertie	2	246	\$	1,441,952	\$	218,046,673
NA	NEW MEXICO	NM33140-0303*	RAMAH SCATTERED PHASE III EXTENSIONS	4	247	\$	813,000	\$	218,859,673
NA	NEW MEXICO	NM28341-1201*	ALAMO MONTOYA SPRING EXT & LAGOON	4	248	\$	696,000	\$	219,555,673
NA	NEW MEXICO	NM17403-0904*	Baca Scattered Extensions	4	249	\$	803,000	\$	220,358,673
NA	ARIZONA	AZ01047-0904*	SIHASIN (2018) Rough Rock South Waterline Ext. Ph 2	5	250	\$	1,100,000	\$	221,458,673
NA	ARIZONA	AZ03104-1404	GRAY MOUNTAIN LAVA WASH CISTERNS	5	251	\$	599,014	\$	222,057,687
NA	ARIZONA	AZ09150-0601	BIRDSPRINGS HWY 99 CISTERNS, PHASE I	5	252	\$	501,006	\$	222,558,693
NA	ARIZONA	AZ09158-0201	DILKON - TAYLOR CISTERNS	5	253	\$	176,996	\$	222,735,689
NA	ARIZONA	AZ09164-0301	INDIAN WELLS - PEANUT CISTERNS	5	254	\$	206,995	\$	222,942,684
NA	ARIZONA	AZ01034-0901	Lukachukai NW Cistern PH 1	5	255	\$	313,992	\$	223,256,676
NA	NEW MEXICO	NM24622-0601	SIHASIN (2017) Pueblo Bonito-Ph 2, Cistern	5	256	\$	136,000	\$	223,392,676
NA	ARIZONA	AZ09175-1301	PINON-WHITE VALLEY CISTERNS	5	257	\$	548,000	\$	223,940,676
NA	NEW MEXICO	NM17483-0301	TOHATCHI CISTERNS WP	4	258	\$	213,000	\$	224,153,676
NA	ARIZONA	AZ01014-0301	CORNFIELDS - SUNRISE TRDNG PST CIST	5	259	\$	627,000	\$	224,780,676
NA	NEW MEXICO	NM28341-1102*	ALAMO-PH2 JALAROSA CREEK EXT	4	260	\$	315,000	\$	225,095,676
NA	NEW MEXICO	NM28341-0702*	ALAMO-PH2 ALAMOCITA CRK EXT	4	261	\$	209,000	\$	225,304,676
NA	NEW MEXICO	NM33140-0502*	RAMAH WHITEROCK UNIT 1 EXTENSIONS	4	262	\$	1,975,000	\$	227,279,676
NA	NEW MEXICO	NM33140-0404*	Goat Hill Ph 4 Exts, Tank & Booster	4	263	\$	1,284,000	\$	228,563,676
NA	NEW MEXICO	NM01084-0702*	Canoncito Scattered - Extension	4	264	\$	1,473,000	\$	230,036,676
NA	NEW MEXICO	NM17422-0108	COUSINS RADIOTOWER LOOP PH4 CISTERN (X)(Sihasin FY 2019?)	5	265	\$	349,000	\$	230,385,676
NA	ARIZONA	AZ03108-1403	LEUPP - GRAND FALLS SCATT. CISTERNS	5	266	\$	423,990	\$	230,809,666
NA	ARIZONA	AZ03132-0104	TOLANI LAKE PRICE II CIST. DIST. 5	5	267	\$	185,000	\$	230,994,666
NA	NEW MEXICO	NM17487-1401	TWIN LAKES-DEER SPRINGS CISTERNS	4	268	\$	47,000	\$	231,041,666
NA	NEW MEXICO	NM24623-0102	Naschitti-Bluerock-Wilson Cisterns	5	269	\$	708,000	\$	231,749,666
NA	NEW MEXICO	NM28341-0201	ALAMO SOLID WASTE	3	270	\$	477,000	\$	232,226,666
NA	UTAH	UT19800-1201	Aneth Chapter Dump Closures	3	271	\$	370,000	\$	232,596,666
NA	NEW MEXICO	NM17403-1501	Baca Chapter Dump Closures	3	272	\$	398,000	\$	232,994,666
NA	NEW MEXICO	NM17500-0801	Becenti Chapter Dump Closures	3	273	\$	132,000	\$	233,126,666
NA	NEW MEXICO	NM24601-0301	BECLABITO DUMP CLOSURE	3	274	\$	260,000	\$	233,386,666
NA	ARIZONA	AZ09997-0401	Black Mesa KITSILLIE SOLID WASTE	3	275	\$	229,000	\$	233,615,666
NA	ARIZONA	AZ09153-0401	BLUE GAP SOLID WASTE	3	276	\$	420,000	\$	234,035,666
NA	ARIZONA	AZ03103-1101	BODAWAY Chapter Dump Closures	3	277	\$	414,000	\$	234,449,666

**Indian Health Service
2017 Annual Report of Sanitation Deficiency Levels**

NA	NEW MEXICO	NM17408-0302	BREAD SPRINGS SOLID WASTE	3	278	\$	353,000	\$	234,802,666
NA	NEW MEXICO	NM24413-1301	Burnham Chapter Dump Closures	3	279	\$	85,000	\$	234,887,666
NA	ARIZONA	AZ03104-1601	Cameron Chapter Dump Closures	3	280	\$	275,000	\$	235,162,666
NA	NEW MEXICO	NM17414-0301	CASAMERO LAKE DUMP CLOSURE	3	281	\$	92,000	\$	235,254,666
NA	ARIZONA	NM17002-1501	CHICHILTAH DUMP CLOSURE	3	282	\$	576,000	\$	235,830,666
NA	ARIZONA	AZ01011-0701	CHILCHINBETO SOLID WASTE	3	283	\$	403,000	\$	236,233,666
NA	ARIZONA	AZ01012-0601	CHINLE DUMP CLOSURE	3	284	\$	1,721,000	\$	237,954,666
NA	NEW MEXICO	NM17418-1001	CHURCHROCK SCATT. DUMP CLOSURES	3	285	\$	691,000	\$	238,645,666
NA	ARIZONA	AZ03107-0301	COALMINE CANYON - Solid Waste	3	286	\$	214,000	\$	238,859,666
NA	ARIZONA	AZ03109-0301	COPPERMINE SOLID WASTE	3	287	\$	234,000	\$	239,093,666
NA	ARIZONA	AZ01014-0601	Cornfields Chapter Dump Closures	3	288	\$	230,000	\$	239,323,666
NA	ARIZONA	AZ01015-0501	TSELANI/COTTONWOOD STATION DUMP	3	289	\$	370,000	\$	239,693,666
NA	NEW MEXICO	NM23571-0501	COUNSELOR SOLID WASTE	3	290	\$	279,000	\$	239,972,666
NA	ARIZONA	AZ01016-0801	Cove Chapter Dump Closures	3	291	\$	123,000	\$	240,095,666
NA	NEW MEXICO	NM17423-0901	Coyote Canyon Chapter Dump Closures	3	292	\$	300,000	\$	240,395,666
NA	NEW MEXICO	NM17424-0701	CROWNPOINT SOLID WASTE	3	293	\$	277,000	\$	240,672,666
NA	NEW MEXICO	NM24608-0201	CRYSTAL SOLID WASTE	3	294	\$	200,000	\$	240,872,666
NA	ARIZONA	AZ01020-0401	DENNEHOTSO SOLID WASTE	3	295	\$	587,000	\$	241,459,666
NA	ARIZONA	AZ09158-2001	Dilkon Chapter Dump Closures	3	296	\$	359,000	\$	241,818,666
NA	ARIZONA	AZ09160-0301	FOREST LAKE SOLID WASTE	3	297	\$	257,000	\$	242,075,666
NA	NEW MEXICO	NM24612-0601	Fruitland Chapter Dump Closures	3	298	\$	49,000	\$	242,124,666
NA	ARIZONA	AZ01024-0401	FT. DEFIANCE SOLID WASTE	3	299	\$	987,000	\$	243,111,666
NA	NEW MEXICO	NM24609-0301	Gadiiahi Chapter Dump Closure	3	300	\$	516,000	\$	243,627,666
NA	ARIZONA	AZ01902-0701	Ganado Chapter Dump Closures	3	301	\$	440,000	\$	244,067,666
NA	ARIZONA	AZ09033-1901	Greasewood Springs Chapter Dump Closures	3	302	\$	301,000	\$	244,368,666
NA	ARIZONA	AZ09162-0501	HARDROCK SOLID WASTE	3	303	\$	407,000	\$	244,775,666
NA	ARIZONA	AZ01026-0601	HOUCK SOLID WASTE	3	304	\$	454,000	\$	245,229,666
NA	NEW MEXICO	NM24616-1101	Huerfano Chapter Dump Closures	3	305	\$	572,000	\$	245,801,666
NA	ARIZONA	AZ09164-1101	Indian Wells Dump Closures	3	306	\$	335,000	\$	246,136,666
NA	ARIZONA	AZ03120-0501	INSCRIPTION HSE SOLID WASTE	3	307	\$	297,000	\$	246,433,666
NA	NEW MEXICO	NM17444-0201	IYANBITO DUMP CLOSURE	3	308	\$	337,000	\$	246,770,666
NA	ARIZONA	AZ09923-0301	JEDDITO SOLID WASTE	3	309	\$	277,000	\$	247,047,666
NA	ARIZONA	AZ03121-1301	Kaibeto Chapter Dump Closures	3	310	\$	136,000	\$	247,183,666
NA	ARIZONA	AZ09166-2401	Kayenta Chapter Dump Closures	3	311	\$	592,000	\$	247,775,666
NA	ARIZONA	AZ01030-0401	Kinlichee Chapter Dump Closures	3	312	\$	296,000	\$	248,071,666
NA	ARIZONA	AZ01031-0201	KLAGETOH SOLID WASTE	3	313	\$	289,000	\$	248,360,666
NA	NEW MEXICO	NM17446-0401	LAKE VALLEY SOLID WASTE	3	314	\$	55,000	\$	248,415,666
NA	ARIZONA	AZ03122-0401	LECHEE DUMP CLOSURE	3	315	\$	320,000	\$	248,735,666
NA	ARIZONA	AZ03108-2001	Leupp Chapter Dump Closures	3	316	\$	285,000	\$	249,020,666
NA	NEW MEXICO	NM17503-0601	LITTLEWATER DUMP CLOSURE	3	317	\$	244,000	\$	249,264,666
NA	ARIZONA	AZ09922-0101	LOW MOUNTAIN/SMOKE SIGNAL SOLID WASTE	3	318	\$	302,000	\$	249,566,666
NA	ARIZONA	AZ01034-0301	LUKACHUKAI SOLID WASTE	3	319	\$	565,000	\$	250,131,666
NA	ARIZONA	AZ01035-0401	LUPTON SOLID WASTE	3	320	\$	347,000	\$	250,478,666
NA	NEW MEXICO	NM17447-0501	MANUELITO DUMP CLOSURES	3	321	\$	263,000	\$	250,741,666
NA	ARIZONA	AZ01036-0501	MANY FARMS SOLID WASTE	3	322	\$	670,000	\$	251,411,666
NA	NEW MEXICO	NM17448-0301	MARIANO LAKE SOLID WASTE	3	323	\$	279,000	\$	251,690,666
NA	NEW MEXICO	NM17453-0201	MEXICAN SPGS SOLID WASTE	3	324	\$	313,000	\$	252,003,666

Indian Health Service
2017 Annual Report of Sanitation Deficiency Levels

NA	UTAH	UT19812-0801	Mexican Water Chapter Dump Closures	3	325	\$	186,000	\$	252,189,666
NA	NEW MEXICO	NM24622-0701	Nageezi Chapter Dump Closures	3	326	\$	310,000	\$	252,499,666
NA	ARIZONA	AZ01039-0601	Nahata Dził Chapter Dump Closures	3	327	\$	379,000	\$	252,878,666
NA	NEW MEXICO	NM17426-0301	NAHODISHGISH DUMP CLOSURE	3	328	\$	162,000	\$	253,040,666
NA	NEW MEXICO	NM24623-0301	NASCHITTI SOLID WASTE	3	329	\$	475,000	\$	253,515,666
NA	NEW MEXICO	NM17450-0201	RED LAKE NM SOLID WASTE	3	330	\$	158,000	\$	253,673,666
NA	UTAH	UT19813-0901	Navajo Mountain Chapter Dump Closures	3	331	\$	241,000	\$	253,914,666
NA	ARIZONA	AZ01040-0201	NAZLINI SOLID WASTE	3	332	\$	297,000	\$	254,211,666
NA	NEW MEXICO	NM24625-0401	Nenahnezad Chapter Dump Closures	3	333	\$	199,000	\$	254,410,666
NA	NEW MEXICO	NM24624-0701	NEWCOMB DUMP CLOSURE	3	334	\$	175,000	\$	254,585,666
NA	ARIZONA	AZ01041-0701	Oak Springs Chapter Dump Closures	3	335	\$	202,000	\$	254,787,666
NA	NEW MEXICO	NM23572-0801	Ojo Encino Chapter Dump Closures	3	336	\$	74,000	\$	254,861,666
NA	UTAH	UT19808-0401	OLJATOH SOLID WASTE	3	337	\$	603,000	\$	255,464,666
NA	NEW MEXICO	NM17458-0501	PINEDALE DUMP CLOSURE	3	338	\$	473,000	\$	255,937,666
NA	ARIZONA	AZ09175-2201	Pinon Chapter Dump Closures	3	339	\$	487,000	\$	256,424,666
NA	NEW MEXICO	NM17465-0201	PUEBLO PINTADO SOLID WASTE	3	340	\$	140,000	\$	256,564,666
NA	NEW MEXICO	NM33140-0801	RAMAH DUMP CLOSURE	3	341	\$	522,000	\$	257,086,666
NA	UTAH	UT19815-0801	RED MESA SOLID WASTE	3	342	\$	296,000	\$	257,382,666
NA	NEW MEXICO	NM17467-0301	RED ROCK DUMP CLOSURE	3	343	\$	636,000	\$	258,018,666
NA	ARIZONA	AZ01045-0101	RED VALLEY SOLID WASTE	3	344	\$	426,000	\$	258,444,666
NA	ARIZONA	AZ01046-0701	ROCK POINT SOLID WASTE	3	345	\$	438,000	\$	258,882,666
NA	NEW MEXICO	NM17470-0401	ROCK SPRINGS SOLID WASTE	3	346	\$	422,000	\$	259,304,666
NA	ARIZONA	AZ01047-0501	ROUGH ROCK SOLID WASTE	3	347	\$	311,000	\$	259,615,666
NA	ARIZONA	AZ01048-0401	ROUND ROCK SOLID WASTE	3	348	\$	273,000	\$	259,888,666
NA	NEW MEXICO	NM24999-0101	San Juan Chapter Dump Closures	3	349	\$	246,000	\$	260,134,666
NA	NEW MEXICO	NM24629-0601	SANOSTEE DUMP CLOSURE	3	350	\$	560,000	\$	260,694,666
NA	ARIZONA	AZ01053-0201	SAWMILL SOLID WASTE	3	351	\$	243,000	\$	260,937,666
NA	NEW MEXICO	NM24630-0901	Sheep Springs Chapter Dump Closures	3	352	\$	206,000	\$	261,143,666
NA	NEW MEXICO	NM24631-2601	Shiprock Chapter Dump Closures	3	353	\$	133,000	\$	261,276,666
NA	ARIZONA	AZ09180-0201	SHONTO SOLID WASTE	3	354	\$	476,000	\$	261,752,666
NA	NEW MEXICO	NM17475-0201	SMITH LAKE SOLID WASTE	3	355	\$	302,000	\$	262,054,666
NA	ARIZONA	AZ01050-0601	ST. MICHAELS DUMP CLOSURES	3	356	\$	776,000	\$	262,830,666
NA	NEW MEXICO	NM17477-0401	STANDING ROCK DUMP CLOSURES	3	357	\$	197,000	\$	263,027,666
NA	ARIZONA	AZ01056-0201	STEAMBOAT SOLID WASTE	3	358	\$	347,000	\$	263,374,666
NA	ARIZONA	AZ01058-0101	SWEETWATER SOLID WASTE	3	359	\$	369,000	\$	263,743,666
NA	ARIZONA	AZ01061-0801	TEECNOSPOS SOLID WASTE	3	360	\$	386,000	\$	264,129,666
NA	ARIZONA	AZ09184-1001	Teestoh Chapter Dump Closures	3	361	\$	254,000	\$	264,383,666
NA	NEW MEXICO	NM17480-0301	THOREAU SOLID WASTE	3	362	\$	359,000	\$	264,742,666
NA	NEW MEXICO	NM01084-1701	Tohajiilee Chapter Dump Closures	3	363	\$	125,000	\$	264,867,666
NA	NEW MEXICO	NM17483-0401	Tohatchi Solid Waste	3	364	\$	399,000	\$	265,266,666
NA	ARIZONA	AZ03131-1001	Tonalea Chapter Dump Closures	3	365	\$	596,000	\$	265,862,666
NA	NEW MEXICO	NM23573-0701	TORREON SOLID WASTE	3	366	\$	649,000	\$	266,511,666
NA	NEW MEXICO	NM17003-0101	TSAYATOH SCATT. DUMP CLOSURES	3	367	\$	516,000	\$	267,027,666
NA	ARIZONA	AZ03135-1201	TUBA CITY SCATTERED DUMP CLOSURES	3	368	\$	444,000	\$	267,471,666
NA	NEW MEXICO	NM17487-0501	TWIN LAKES DUMP CLOSURE	3	369	\$	538,000	\$	268,009,666
NA	NEW MEXICO	NM24641-0301	TWO GREY HILLS SOLID WASTE	3	370	\$	389,000	\$	268,398,666
NA	ARIZONA	AZ01066-0401	WHEATFIELDS-TSAILE SOLID WASTE	3	371	\$	412,000	\$	268,810,666

Indian Health Service
2017 Annual Report of Sanitation Deficiency Levels

NA	ARIZONA	AZ09070-0401	WHIPPOORWILL DUMP CLOSURE	3	372	\$	289,000	\$	269,099,666
NA	NEW MEXICO	NM24645-0301	WHITEROCK DUMP CLOSURE	3	373	\$	201,000	\$	269,300,666
NA	NEW MEXICO	NM17491-0401	WHITEHORSE LK DUMP CLOSURE	3	374	\$	228,000	\$	269,528,666
NA	ARIZONA	AZ01072-0901	Wide Ruins Chapter Dump Closures	3	375	\$	269,000	\$	269,797,666
NA	ARIZONA	AZ09184-0801	TEESTO BAD MEDICINE BUTTE EXT	5	376	\$	501,993	\$	270,299,659
NA	ARIZONA	AZ01026-1403	HOUCK Burntwater East (X=Q84)	5	377	\$	698,000	\$	270,997,659
NA	ARIZONA	AZ09158-1002	DILKON - COYOTE WASH EXTENSION	5	378	\$	1,269,012	\$	272,266,671
NA	ARIZONA	AZ03107-0901	COALMINE CANYON - Booster Extension Cisterns Phase I	5	379	\$	146,000	\$	272,412,671
NA	NEW MEXICO	NM17426-0201	NAHODISHGISH SW CISTERN	5	380	\$	49,000	\$	272,461,671
NA	NEW MEXICO	NM17477-0101	STANDING ROCK SOUTH-Cisterns	5	381	\$	49,000	\$	272,510,671
NA	ARIZONA	AZ09921-1001	WHITE CONE - SCATTERED CISTERNs	5	382	\$	99,998	\$	272,610,669
NA	NEW MEXICO	NM24623-0701	Gallup Failed Septics - North	2	383	\$	717,000	\$	273,327,669
NA	ARIZONA	AZ03131-0101	TONALEA CISTERNs	5	384	\$	648,000	\$	273,975,669
NA	ARIZONA	AZ01041-0402*	SIHASIN (2021) OAK SPRINGS SOUTH EXT W08	4	385	\$	573,000	\$	274,548,669
NA	NEW MEXICO	NM17447-0902	SIHASIN (2021) Manuelito Big Rock Canyon Exts (X)	4	386	\$	297,000	\$	274,845,669
NA	NEW MEXICO	NM24630-0101*	SIHASIN (2020) SHEEPSPRINGS WL EXT W/ BOOSTER PAQ U01 (X)	5	387	\$	874,000	\$	275,719,669
NA	ARIZONA	AZ01012-2101	Chinle Agency Lagoons/Eljens	4	388	\$	1,203,000	\$	276,922,669
NA	NEW MEXICO	NM24622-0602*	Pueblo Bonito-PH 2, Waterline (X)	4	389	\$	419,000	\$	277,341,669
NA	NEW MEXICO	NM17487-1501*	SIHASIN (2021) TWIN LAKES-Tohlakai South Ext (X)	5	390	\$	400,000	\$	277,741,669
NA	ARIZONA	AZ01034-0902*	Lukachukai NW Waterline Ext. PH 2	4	391	\$	1,600,000	\$	279,341,669
NA	ARIZONA	AZ01040-0502*	Nazlini-Flatrocks Ext. Ph 2 U31	4	392	\$	1,023,000	\$	280,364,669
NA	ARIZONA	AZ09150-0701	BIRDSPRINGS SOUTH CISTERNs DIST. 5	5	393	\$	57,999	\$	280,422,668
NA	ARIZONA	AZ01036-0702	Many Farms Lake Phase 3 SIHASIN (2019) Companion (X)	5	394	\$	1,084,000	\$	281,506,668
NA	NEW MEXICO	NM17500-0602*	BECENTI-Milk Lake-Extensions	4	395	\$	698,000	\$	282,204,668
NA	NEW MEXICO	NM24608-0502*	CRYSTAL-MILKWATER PHASE II	4	396	\$	1,207,000	\$	283,411,668
NA	ARIZONA	AZ01020-0102*	SIHASIN (2019) Dennehotso - Laguna Flats WL Ext.	4	397	\$	910,005	\$	284,321,673
NA	ARIZONA	AZ09160-0702*	FOREST LAKE NORTH WATER EXT.	4	398	\$	2,460,000	\$	286,781,673
NA	ARIZONA	AZ03122-0202*	SIHASIN (2021) LECHEE - HORSETHIEF MESA WATER EXT.	4	399	\$	4,687,000	\$	291,468,673
NA	ARIZONA	AZ09180-0802*	SHONTO-TALLMOUNTAIN WATERLINE EXT.	4	400	\$	3,246,000	\$	294,714,673
NA	ARIZONA	AZ03132-0701*	TOLANI LAKE YAADEESKIDI MESA EXT	4	401	\$	652,000	\$	295,366,673
NA	ARIZONA	AZ03131-0902*	Tonalea Middle Mesa WL Extension	4	402	\$	453,000	\$	295,819,673
NA	NEW MEXICO	NM17450-4901	Navajo NM I&I Sewer Repair NTUA (X)	2	403	\$	194,000	\$	296,013,673
NA	NEW MEXICO	NM17444-0901	Iyanbito/ChurchRock Radio Telemetry System	2	404	\$	148,000	\$	296,161,673
NA	ARIZONA	AZ01039-0401	Nahata Dziil Septage Lagoon	2	405	\$	355,725	\$	296,517,398
NA	ARIZONA	AZ01041-0601	SIHASIN (2018) Oaksprings Additional Well Drilling	2	406	\$	769,216	\$	297,286,614
NA	ARIZONA	AZ09184-0901	TEESTO SEPTAGE LAGOON	2	407	\$	355,116	\$	297,641,730
NA	NEW MEXICO	NM28341-1301*	ALAMO APACHE WELL SCATTERED (X)	5	408	\$	1,561,000	\$	299,202,730
NA	ARIZONA	AZ03108-1201	LEUPP PADRE CANYON CIST. DIST. 5	5	409	\$	1,311,996	\$	300,514,726
NA	ARIZONA	AZ09158-1003*	DILKON PYRAMID BUTTE PH2 EXT	5	410	\$	190,005	\$	300,704,731
NA	ARIZONA	AZ01072-0801*	Wide Ruins South PH II WL Ext.	5	411	\$	5,604,985	\$	306,309,716
NA	ARIZONA	AZ03104-1403*	CAMERON Gray Mountain Extension - Phase III	2	412	\$	3,078,000	\$	309,387,716
NA	ARIZONA	AZ01012-0502*	Chinle Waterline Extension	2	413	\$	984,000	\$	310,371,716
NA	ARIZONA	AZ01047-1101*	Rough Rock Low Pressure	3	414	\$	531,000	\$	310,902,716
NA	ARIZONA	AZ03103-4004*	BODAWAY Painted Desert Waterline Extension PHASE II	4	415	\$	1,115,000	\$	312,017,716
NA	ARIZONA	AZ03103-4005*	BODAWAY Tanner-Hamblin Divide Waterline Extension PHASE II	4	416	\$	1,009,000	\$	313,026,716
NA	ARIZONA	AZ01041-0502*	OAK SPRINGS EAST (TOP) EXTENTION W09	4	417	\$	875,000	\$	313,901,716
NA	ARIZONA	AZ03107-0601	COALMINE CANYON - Little Colorado Cisterns - Phase I	5	418	\$	266,000	\$	314,167,716

**Indian Health Service
2017 Annual Report of Sanitation Deficiency Levels**

NA	ARIZONA	AZ09184-0302*	SIHASIN (2018) TEESTO WATER BLOWING EXTENSION	4	419	\$	1,324,984	\$	315,492,700
NA	ARIZONA	AZ09158-0701	DILKON DIST- 7 TANK PAINTING	2	420	\$	154,020	\$	315,646,720
NA	ARIZONA	AZ01011-1102	CHILCH-PH 2 WEST YOUNG CISTERNS AND WP	5	421	\$	495,000	\$	316,141,720
NA	ARIZONA	AZ03107-0602*	COALMINE CANYON - Little Colorado Extension Phase II	2	422	\$	1,163,000	\$	317,304,720
NA	UTAH	UT19808-0801	Piute Farms West Scattered Cisterns & WP	5	423	\$	182,000	\$	317,486,720
NA	ARIZONA	AZ09033-1402*	GREASEWOOD ANTELOPE SPRINGS EXT	5	424	\$	1,348,022	\$	318,834,742
NA	NEW MEXICO	NM24616-0704*	Carson JYazzie Waterline	4	425	\$	115,000	\$	318,949,742
NA	ARIZONA	AZ09164-0002*	INDIAN WELLS SCATTERED EXTENSIONS	4	426	\$	737,001	\$	319,686,743
NA	NEW MEXICO	NM17477-0303*	STANDING ROCK NE-Extension (Phase 3)	4	427	\$	979,000	\$	320,665,743
NA	ARIZONA	AZ09184-0202*	TEESTO SCATTERED EXTENSIONS	4	428	\$	350,000	\$	321,015,743
NA	ARIZONA	AZ09921-1101*	WHITE CONE NORTH ATTAKAI EXT	4	429	\$	492,308	\$	321,508,051
NA	ARIZONA	AZ09921-0102*	WHITE CONE- FLAT MESA SCATT EXT.	4	430	\$	609,000	\$	322,117,051
NA	UTAH	UT19808-1302*	OLJATOH-TRAIN ROCK W/L EXTENSION	2	431	\$	2,125,000	\$	324,242,051
NA	ARIZONA	AZ01056-0402*	Steamboat North_WL Ext Ph.2	2	432	\$	795,924	\$	325,037,975
NA	ARIZONA	AZ03108-1801	LEUPP SOLAR PROJECT CISTERNS	5	433	\$	1,532,979	\$	326,570,954
NA	ARIZONA	AZ09160-0602*	FOREST LAKE EAST W/L EXT.	4	434	\$	881,985	\$	327,452,939
NA	ARIZONA	AZ01024-0601*	Coalmine Natonabah Camp WL Ext.	2	435	\$	315,000	\$	327,767,939
NA	ARIZONA	AZ03108-1901*	WEST LEUPP SCATTERED CISTERN	5	436	\$	157,998	\$	327,925,937
NA	ARIZONA	AZ03108-1701*	LEUPP SCATTERED CISTERNS	5	437	\$	78,001	\$	328,003,938
NA	ARIZONA	AZ03108-1302*	LEUPP CANYON DIABLO CIST DIST. 5	5	438	\$	793,001	\$	328,796,939
NA	ARIZONA	AZ03104-1203*	CAMERON LCR Gorge Extension-Phase II	2	439	\$	2,927,000	\$	331,723,939
NA	ARIZONA	AZ03107-0103*	COALMINE CANYON - Appaloosa Ridge Waterline Extension Phase III	2	440	\$	787,000	\$	332,510,939
NA	ARIZONA	AZ01014-0302*	CORNFIELDS - SUNRISE TRDNG PST EXT	2	441	\$	1,082,500	\$	333,593,439
NA	ARIZONA	AZ09166-2002*	KAYENTA-ARIZ - EL CAP. NORTH EXT.	2	442	\$	1,600,000	\$	335,193,439
NA	ARIZONA	AZ09166-5302*	Kayenta West Skeleton Mesa Ext. Ph II	2	443	\$	1,104,000	\$	336,297,439
NA	UTAH	UT19808-0802*	Piute Farms West W/L Ext.	2	444	\$	485,000	\$	336,782,439
NA	UTAH	UT19808-0202*	OLJATOH-HALCHITA WATERLINE EXTENSION	2	445	\$	2,545,000	\$	339,327,439
NA	UTAH	UT19808-0102*	OLJATO-PIUTE FARMS WATERLINE EXTENSION	2	446	\$	2,075,000	\$	341,402,439
NA	ARIZONA	AZ01056-0603*	Steamboat Canyon Ph.3- WL Ext.	2	447	\$	964,273	\$	342,366,712
NA	ARIZONA	AZ03131-0102*	TONALEA ISOLATED EXT P2	2	448	\$	1,490,000	\$	343,856,712
NA	NEW MEXICO	NM28341-0301*	SIHASIN (2020) ALAMO O&M	2	449	\$	2,663,252	\$	346,519,964
NA	ARIZONA	AZ09150-0702*	BIRDSPRINGS SOUTH EXT. DIST. 5	4	450	\$	189,000	\$	346,708,964
NA	ARIZONA	AZ09150-0302*	BIRD SPRINGS HWY 99 EXTENSIONS PHASE 2	4	451	\$	2,588,000	\$	349,296,964
NA	ARIZONA	AZ09997-0802*	Black Mesa North	4	452	\$	1,260,006	\$	350,556,970
NA	ARIZONA	AZ03107-0902*	COALMINE CANYON - Booster Extension Phase II	4	453	\$	723,000	\$	351,279,970
NA	ARIZONA	AZ09158-2101*	DILKON-STANDING HORSE EXT.	4	454	\$	433,005	\$	351,712,975
NA	ARIZONA	AZ09158-1104*	DILKON - JOHN'S DRAW 1 EXT.	4	455	\$	1,064,000	\$	352,776,975
NA	ARIZONA	AZ09033-0402*	LGW SCATTERED EXTENSIONS DIST. 7	4	456	\$	1,326,010	\$	354,102,985
NA	ARIZONA	AZ09164-0902*	INDIAN WELLS - GORILLA HEAD EXT.	4	457	\$	2,367,000	\$	356,469,985
NA	ARIZONA	AZ09164-0302*	INDIAN WELLS - PEANUT EXT.	4	458	\$	641,000	\$	357,110,985
NA	ARIZONA	AZ03108-1303*	LEUPP CANYON DIABLO EXT DIST. 5	4	459	\$	3,512,002	\$	360,622,987
NA	ARIZONA	AZ03108-1102*	LEUPP SAN FRANCISCO WASH EXT.D5	4	460	\$	2,475,000	\$	363,097,987
NA	UTAH	UT19813-0502*	NAV MT PIUTE MESA WATER EXT	4	461	\$	2,864,000	\$	365,961,987
NA	ARIZONA	AZ03132-1201*	TOLANI LAKE NORTH LEUPP EXT.	4	462	\$	833,999	\$	366,795,986
NA	ARIZONA	AZ03132-0902*	TOLANI LAKE SCATTERED EXTENSIONS	4	463	\$	616,000	\$	367,411,986
NA	ARIZONA	AZ03132-1102*	TOLANI LK NPL SCATT. EXT. DIST. 5	4	464	\$	180,000	\$	367,591,986
NA	ARIZONA	AZ03132-0804*	TOLANI LK BLACK FALLS II EXT. DIST5	4	465	\$	2,501,005	\$	370,092,991

Indian Health Service
2017 Annual Report of Sanitation Deficiency Levels

NA	ARIZONA	AZ09921-1002*	WHITE CONE - SCATTERED EXTENSION	4	466	\$	502,998	\$	370,595,989
NA	ARIZONA	AZ03103-4006*	BODAWAY Isolated Waterline Extension Phase II	2	467	\$	5,802,000	\$	376,397,989
NA	ARIZONA	AZ03103-4003*	BODAWAY Hardy Waterline Extension PHASE II	2	468	\$	619,000	\$	377,016,989
NA	ARIZONA	NM17002-1601*	Chichiltah Reach 14.8a	2	469	\$	7,648,000	\$	384,664,989
NA	ARIZONA	AZ01036-1202*	MF-Ram Pasture Waterline	2	470	\$	3,949,988	\$	388,614,977
NA	ARIZONA	AZ01041-0801*	Oak Springs-Verlena Hale Ext.	2	471	\$	253,000	\$	388,867,977
NA	ARIZONA	AZ03108-1902*	WEST LEUPP SCATTERED EXT	2	472	\$	824,000	\$	389,691,977
NA	NEW MEXICO	NM17408-1001*	Bread Springs Reach 14.7	2	473	\$	17,187,000	\$	406,878,977
NA	NEW MEXICO	NM17448-0401*	Mariano Lake Reach 14.4 Phase 1	2	474	\$	4,900,000	\$	411,778,977
NA	NEW MEXICO	NM17458-2101*	Pinedale BOR Reach 14.3	2	475	\$	17,223,700	\$	429,002,677
NA	ARIZONA	AZ01034-0601*	LUKACHUKAI SEWER & LAGOON PH 1	1	476	\$	5,345,000	\$	434,347,677
NA	ARIZONA	AZ09997-0803*	Black Mesa East	2	477	\$	1,472,980	\$	435,820,657
NA	NEW MEXICO	NM17423-0702*	COYOTE CANYON-CHAPTER HOUSE LAGOON	3	478	\$	12,000	\$	435,832,657
NA	NEW MEXICO	NM17403-1401*	Gallup Failed Septics - Eastward	2	479	\$	1,212,000	\$	437,044,657
NA	ARIZONA	AZ09150-0602*	BIRDSPRINGS HWY 99 EXTENSION PHASE I	2	480	\$	2,404,995	\$	439,449,652
NA	ARIZONA	AZ09150-0402*	BIRDSPRINGS RINCON BASIN EXT. DIST5	2	481	\$	983,000	\$	440,432,652
NA	ARIZONA	AZ09150-1002*	BIRDSPRINGS REMOTE EXTENSIONS DIST5	2	482	\$	1,466,002	\$	441,898,654
NA	ARIZONA	AZ01011-1103*	CHILCHINBETO - PHASE II YOUNG EXT.	2	483	\$	1,072,032	\$	442,970,686
NA	NEW MEXICO	NM17418-2401*	Gallup Failed Septics 2017	2	484	\$	300,000	\$	443,270,686
NA	ARIZONA	AZ09158-0202*	DILKON - TAYLOR EXT	2	485	\$	397,000	\$	443,667,686
NA	ARIZONA	AZ09158-1702*	DILKON - TAHA EXT.	2	486	\$	409,003	\$	444,076,689
NA	ARIZONA	AZ09158-0102*	DILKON SCATTERED EXTENSIONS	2	487	\$	3,139,038	\$	447,215,727
NA	ARIZONA	AZ09158-0302*	DILKON JOHN'S DRAW 2 EXT.	2	488	\$	875,004	\$	448,090,731
NA	ARIZONA	AZ09158-1102*	DILKON - ROTTEN BANANAS BUTTE EXT.	2	489	\$	1,980,006	\$	450,070,737
NA	ARIZONA	AZ09033-1202*	LGW TWIN BUTTE DIST. 7 EXT.	2	490	\$	454,000	\$	450,524,737
NA	ARIZONA	AZ09162-1303*	Hardrock Sleepy WL Ext P3	2	491	\$	262,000	\$	450,786,737
NA	ARIZONA	AZ09162-1302*	Hardrock Sleepy Mountain WL Ext Phase II	2	492	\$	1,111,000	\$	451,897,737
NA	ARIZONA	AZ09164-0904*	INDIAN WELLS - GORILLA HEAD PH2 EXT	2	493	\$	982,008	\$	452,879,745
NA	ARIZONA	AZ09164-0802*	INDIAN WELLS - TWIN PEAKS EXTENSION	2	494	\$	1,731,002	\$	454,610,747
NA	ARIZONA	AZ09164-0203*	INDIAN WELLS-PUEBLO COLORADO II EXT	2	495	\$	1,457,000	\$	456,067,747
NA	ARIZONA	AZ09164-0102*	INDIAN WELLS - ROUND BUTTE EXT.	2	496	\$	905,996	\$	456,973,743
NA	NEW MEXICO	NM17444-1401*	Iyanbito-Failed STDF Replacements	2	497	\$	134,000	\$	457,107,743
NA	ARIZONA	AZ03122-0702*	LECHEE - WHITE DOME WATERLINE EXT.	2	498	\$	727,000	\$	457,834,743
NA	ARIZONA	AZ03108-1702*	LEUPP SCATTERED EXT	2	499	\$	385,000	\$	458,219,743
NA	ARIZONA	AZ03108-1202*	LEUPP PADRE CANYON EXT DIST. 5	2	500	\$	4,878,993	\$	463,098,736
NA	ARIZONA	AZ03132-0105*	TOLANI LAKE PRICE II EXT. DIST. 5	2	501	\$	551,000	\$	463,649,736
NA	NEW MEXICO	NM17003-1001*	TSAYATOH-OLD DEFIANCE RD LAGOON	2	502	\$	162,000	\$	463,811,736
NA	NEW MEXICO	NM17424-1601*	Crownpoint Sewer System Renovation Ph 3	1	503	\$	253,000	\$	464,064,736
NA	ARIZONA	AZ01024-0501*	FT. DEFIANCE WATER SOURCE NTUA	1	504	\$	2,714,000	\$	466,778,736
NA	NEW MEXICO	NM17003-0901*	TSAYATOH-REACH 14.5	1	505	\$	2,675,400	\$	469,454,136
NA	NEW MEXICO	NM01084-0801*	Tohajiilee Lagoon Blow Sand Removal	1	506	\$	515,000	\$	469,969,136
NA	ARIZONA	AZ09160-1007*	Many Mules Phase 5	2	507	\$	4,687,000	\$	474,656,136
NA	ARIZONA	AZ09160-1005*	Many Mules Waterline Phase 3	2	508	\$	9,631,000	\$	484,287,136
NA	ARIZONA	AZ09160-1006*	Many Mules Waterline Phase 4	2	509	\$	8,818,000	\$	493,105,136
NA	ARIZONA	AZ03135-2501*	RARE METALS 3-WELLS FOR TUBA CITY	1	510	\$	1,051,000	\$	494,156,136
NA	ARIZONA	AZ03135-0901*	TUBA CITY WELL SCADA CONTROLS	1	511	\$	542,000	\$	494,698,136
NA	UTAH	UT19813-0602*	Nav Mtn Rainbow City East Ext.	1	512	\$	407,000	\$	495,105,136

**Indian Health Service
2017 Annual Report of Sanitation Deficiency Levels**

NA	ARIZONA	AZ09164-1001*	INDIAN WELLS AC W/L REPLACEMENT	1	513	\$	331,968	\$	495,437,104
NA	ARIZONA	AZ09158-0602*	Dilkon Clinic Lagoon Plan PH II	1	514	\$	1,229,594	\$	496,666,698

**Indian Health Service
2017 Annual Report of Sanitation Deficiency Levels**

IHS Area: Nashville (NS)

Area	State	Project No.	Project Name	Project DL	Area Priority	Project Cost	Cumulative Project Cost
NS	MAINE	ME29010-2401	PASP - Passamaquoddy / Ballfield Rds Sewer & Lift Sta #2 Replacement	3	1	\$ 2,912,000	\$ 2,912,000
NS	MAINE	ME29018-0101	PASI - Individual Lift Station Renovation, Septage Pumper Truck and O&M Program Development	2	2	\$ 948,000	\$ 3,860,000
NS	MISSISSIPPI	MS50112-1101	CHOC_PR Sewer Collector Replacement	3	3	\$ 392,000	\$ 4,252,000
NS	ALABAMA	AL27314-2801	CREE - Rolin Hills Lift Station Replacement	2	4	\$ 339,500	\$ 4,591,500
NS	MAINE	ME19019-3001	PENO - Pressure Booster Station	2	5	\$ 1,370,000	\$ 5,961,500
NS	NEW YORK	NY09638-1601	SENE TIS WWTP Upgrades	3	6	\$ 253,000	\$ 6,214,500
NS	MISSISSIPPI	MS50200-0801	CHOC_BC Force Main Replacement	3	7	\$ 217,160	\$ 6,431,660
NS	NEW YORK	NY31884-1001	SRMT - Magee Road Watermain	2	8	\$ 1,257,000	\$ 7,688,660
NS	NEW YORK	NY31884-1002	SRMT - River Crossings	2	9	\$ 2,486,000	\$ 10,174,660
NS	TEXAS	TX31001-1301	ALAC-Bear Creek Loop Water Line	3	10	\$ 505,000	\$ 10,679,660
NS	NEW YORK	NY09655-0101	SENE-Allegany Dump Closures	3	11	\$ 199,000	\$ 10,878,660
NS	FLORIDA	FL13024-0901	MICC - Hydrant Installation	2	12	\$ 50,000	\$ 10,928,660
NS	NEW YORK	NY13817-0101	SENE-Cattaraugus Dump Closures	3	13	\$ 183,000	\$ 11,111,660
NS	NEW YORK	NY62362-0601	TUSC -Community Water w/Town Interconnection	4	14	\$ 17,017,000	\$ 28,128,660
NS	NEW YORK	NY31884-1003	SRMT - Watermain Extensions	2	15	\$ 2,072,950	\$ 30,201,610
NS	MASSACHUSETTS	MA07003-0701	WAMP - WWTP Upgrades	3	16	\$ 587,350	\$ 30,788,960
NS	NORTH CAROLINA	NC87575-3301	CHER-Kate Lambert Road Water Line Replacement	3	17	\$ 329,000	\$ 31,117,960
NS	NEW YORK	NY83500-0604	SHIN-Individual Wastewater Services	4	18	\$ 7,984,900	\$ 39,102,860
NS	VIRGINIA	VA51101-0101*	PAMU - IWMP and Open Dump Closure	3	19	\$ 493,000	\$ 39,595,860
NS	NORTH CAROLINA	NC50514-1501	CHER-Rough Branch Treatment Unit Replacement	2	20	\$ 372,000	\$ 39,967,860
NS	MISSISSIPPI	MS50112-0501	CHOC_PR Willis Road Water Main	3	21	\$ 500,000	\$ 40,467,860
NS	NEW YORK	NY09638-1701	SENE TIS Cayuga Rd. Sewer Extension	3	22	\$ 3,271,000	\$ 43,738,860
NS	NEW YORK	NY62362-0211	TUSC-Ind. Wastewater Facilities	3	23	\$ 645,000	\$ 44,383,860
NS	NORTH CAROLINA	NC50514-0101	CHER-Upper Wrights Creek Sewer Extension	4	24	\$ 1,199,000	\$ 45,582,860
NS	SOUTH CAROLINA	SC46053-0801	CATA - Community Water System	2	25	\$ 1,334,000	\$ 46,916,860
NS	NEW YORK	NY29999-0101	SENE Cattaraugus Transfer Station	2	26	\$ 1,230,000	\$ 48,146,860
NS	MAINE	ME29015-1001	PASI- STRIP - Loop 1 Hemlock Point	2	27	\$ 341,000	\$ 48,487,860
NS	NEW YORK	NY62362-0501	TUSC- TeePee Junkyard Site Closure	3	28	\$ 3,916,000	\$ 52,403,860
NS	NORTH CAROLINA	NC87575-3001	CHER-Tom McCoy Road Water Line Upgrade	3	29	\$ 111,000	\$ 52,514,860
NS	NEW YORK	NY83500-0302	SHIN - Dump Cleanup & Solid Waste Facilities	3	30	\$ 710,000	\$ 53,224,860
NS	ALABAMA	AL27999-0101*	CREE - WWTP Improvements	1	31	\$ 56,900	\$ 53,281,760
NS	NORTH CAROLINA	NC87575-0501*	CHER-OLD #4 ROAD SEWER EXTENSION	3	32	\$ 1,139,000	\$ 54,420,760
NS	NORTH CAROLINA	NC87575-2201	CHER-Adams Creek Lower Housing W/L Replacement	3	33	\$ 219,000	\$ 54,639,760
NS	NORTH CAROLINA	NC50514-1601	CHER-Rough Branch Water Storage Tank Replacement	3	34	\$ 285,000	\$ 54,924,760
NS	MISSISSIPPI	MS50112-0601	CHOC_PR Water Treatment Facility	2	35	\$ 500,000	\$ 55,424,760
NS	SOUTH CAROLINA	SC46059-0401	CATA - WATER METERING / READING	2	36	\$ 196,000	\$ 55,620,760
NS	NEW YORK	NY29875-0503	SENE CCWS 438 Watermain Replacement Indian Hill	2	37	\$ 1,043,200	\$ 56,663,960
NS	ALABAMA	AL27314-0901*	CREE - Green Road Water Line Extension	2	38	\$ 1,052,000	\$ 57,715,960
NS	NEW YORK	NY33361-0105	TONA-Ind. Water/Wastewater Facilities	4	39	\$ 895,000	\$ 58,610,960
NS	NEW YORK	NY29875-0502	SENE CCWS 438 Watermain Replacement Newtown	2	40	\$ 3,420,400	\$ 62,031,360
NS	NEW YORK	NY29875-0501*	SENE CCWS 438 Watermain Replacement Irving	1	41	\$ 4,614,000	\$ 66,645,360
NS	NEW YORK	NY33361-0301	TONA-Open Dump Closure	3	42	\$ 2,180,000	\$ 68,825,360

**Indian Health Service
2017 Annual Report of Sanitation Deficiency Levels**

NS	NEW YORK	NY29854-0201	SENE CCWS Brant Res. Road Water Main Loop	2	43	\$	1,289,000	\$	70,114,360
NS	NEW YORK	NY09638-0501*	SENE-Buffalo Rd Decentralized Sewer System	2	44	\$	440,000	\$	70,554,360
NS	NEW YORK	NY09654-0601	SENE-Jim'town Vac. Sewer Plant&Ext.	2	45	\$	1,161,000	\$	71,715,360
NS	ALABAMA	AL27314-2501*	CREE - Jack Springs Rd. Gravity Sewer Extension	2	46	\$	105,000	\$	71,820,360
NS	NEW YORK	NY09652-0201	SENE CCWS Indian Hill Water Main Loop	2	47	\$	1,425,000	\$	73,245,360
NS	NEW YORK	NY09636-0302	SENE CCWS B Springs/Indian Hill Interconnection	2	48	\$	3,024,000	\$	76,269,360
NS	NEW YORK	NY09638-0801*	SENE CCWS Gordon Garrow Watermain Extension	2	49	\$	6,903,000	\$	83,172,360

**Indian Health Service
2017 Annual Report of Sanitation Deficiency Levels**

IHS Area: Oklahoma (OK)

Area	State	Project No.	Project Name	Project DL	Area Priority	Project Cost	Cumulative Project Cost
OK	OKLAHOMA	OK08140-0U01	Wichita/Anadarko Lift Station Replacement	3	1	\$ 255,000	\$ 255,000
OK	OKLAHOMA	OK63999-0036	CPN/Scattered Existing W&S	4	2	\$ 471,530	\$ 726,530
OK	OKLAHOMA	OK12206-OA01	Choctaw/Hugo WTP Rehab	3	3	\$ 1,505,000	\$ 2,231,530
OK	OKLAHOMA	OK68999-0B01	CHEROKEE / SCWA - Water Main Replacement Project	3	4	\$ 1,733,000	\$ 3,964,530
OK	OKLAHOMA	OK11193-0F01	CHEROKEE / Cherokee Co RWD # 3 North 510 Rd WL Ext	4	5	\$ 122,000	\$ 4,086,530
OK	OKLAHOMA	OK08141-0S01	Comanche/Attocknie Cluster Lagoon Renovation	3	6	\$ 66,000	\$ 4,152,530
OK	OKLAHOMA	OK11999-2H01	CHEROKEE / Cherokee Co. RWD # 7 - System Improvements	3	7	\$ 2,227,000	\$ 6,379,530
OK	OKLAHOMA	OK62824-OA01	Chickasaw/Francis Water System Improvements - Phase I	3	8	\$ 702,000	\$ 7,081,530
OK	OKLAHOMA	OK07999-0002	CHOCTAW/BRYAN Co Ind W&S	3	9	\$ 1,040,720	\$ 8,122,250
OK	OKLAHOMA	OK62999-0022	Chickasaw/Individual Water and Wastewater Multi-Co.	3	10	\$ 1,234,100	\$ 9,356,350
OK	OKLAHOMA	OK11999-0004	CHEROKEE / Multi-County - Individual Water & Sewer	3	11	\$ 1,355,000	\$ 10,711,350
OK	OKLAHOMA	OK56999-0021	Creek/Okmulgee Individual Water & Sewer	3	12	\$ 483,500	\$ 11,194,850
OK	OKLAHOMA	OK08999-0015	Apache/Individual Water and Wastewater	3	13	\$ 556,000	\$ 11,750,850
OK	OKLAHOMA	OK59999-0013	PAWNEE/Pawnee SU Multi-tribe Individual Water and Sewer	3	14	\$ 284,406	\$ 12,035,256
OK	OKLAHOMA	OK67999-0026	Seminole Individual Water & Wastewater	3	15	\$ 180,900	\$ 12,216,156
OK	OKLAHOMA	OK41999-0034	Sac and Fox/Individual Water and Sewer	3	16	\$ 55,030	\$ 12,271,186
OK	OKLAHOMA	OK41999-0035	Iowa/Individual Water and Sewer	3	17	\$ 69,580	\$ 12,340,766
OK	OKLAHOMA	OK41999-0033	Kickapoo/Individual Water and Sewer	3	18	\$ 93,290	\$ 12,434,056
OK	OKLAHOMA	OK67892-0B02	Seminole/ Wewoka PWS Treatment Improvements	3	19	\$ 931,000	\$ 13,365,056
OK	OKLAHOMA	OK58999-0024	Shawnee/Miami Individual Water & Sewer	3	20	\$ 71,400	\$ 13,436,456
OK	KANSAS	KS07999-1K01	IOWA/New Well Construction	3	21	\$ 25,000	\$ 13,461,456
OK	OKLAHOMA	OK51999-0A01	CHEROKEE / Muskogee RWD #7 - Trans Line and Pump Station	3	22	\$ 332,000	\$ 13,793,456
OK	OKLAHOMA	OK35466-0A01	Chickasaw/Ravia Well Head Protection	3	23	\$ 79,000	\$ 13,872,456
OK	KANSAS	KS07999-0009	KTIK/ Multi. Co. Ind. Sewer	3	24	\$ 46,810	\$ 13,919,266
OK	OKLAHOMA	OK67887-0C01	Seminole/ Konawa Water Distribution Improvements	3	25	\$ 161,000	\$ 14,080,266
OK	OKLAHOMA	OK25999-0B01	Chickasaw/Garvin RWD 6 WLX Sevenshooter to Oakdale Rd	3	26	\$ 47,999	\$ 14,128,265
OK	OKLAHOMA	OK25999-0D01	Chickasaw/Garvin Co RWD#6 System Connection	3	27	\$ 258,999	\$ 14,387,264
OK	OKLAHOMA	OK38502-0S01	Comanche/Snyder WWTP Improvements	3	28	\$ 42,000	\$ 14,429,264
OK	OKLAHOMA	OK61999-0D01	Choctaw/Pittsburg Co. RWD # 18 rehab	3	29	\$ 112,000	\$ 14,541,264
OK	OKLAHOMA	OK71929-0A01	Comanche/Grandfield WTP Renovations	3	30	\$ 30,000	\$ 14,571,264
OK	KANSAS	KS22999-0005	IOWA/Multi-Co Ind. W&S	3	31	\$ 89,820	\$ 14,661,084
OK	OKLAHOMA	OK06106-0A01	C&A/Geary Water Line Extension	3	32	\$ 220,000	\$ 14,881,084
OK	OKLAHOMA	OK71933-0A01	Comanche/Tipton Water Well Construction	3	33	\$ 9,000	\$ 14,890,084
OK	OKLAHOMA	OK16256-0S01	Delaware/Sterling Community Sewer Improvements	3	34	\$ 21,000	\$ 14,911,084
OK	KANSAS	KS07010-0101	KS/KTIK BACK-UP BACKWASH PUMP	2	35	\$ 32,700	\$ 14,943,784
OK	OKLAHOMA	OK07999-0D01	Choctaw/Bryan County RWD # 2	3	36	\$ 250,000	\$ 15,193,784
OK	OKLAHOMA	OK08140-0V01	Wichita/Anadarko Prairie Village Sewer Replacement	3	37	\$ 308,000	\$ 15,501,784
OK	OKLAHOMA	OK08999-0H01	Apache/Caddo RWD 3 - N2490Rd, E1340 Rd WLX	3	38	\$ 12,000	\$ 15,513,784
OK	OKLAHOMA	OK58999-0R01	E Shawnee/RWD#5 Hwy 10 Water Well	2	39	\$ 243,000	\$ 15,756,784
OK	OKLAHOMA	OK49654-0D01	CHEROKEE / Locust Grove PWA - Distribution System Rehabilitation	3	40	\$ 96,000	\$ 15,852,784
OK	OKLAHOMA	OK51676-0S01	CHEROKEE / Ft. Gibson Utility Authority - WW Collection Improvements	3	41	\$ 461,000	\$ 16,313,784
OK	OKLAHOMA	OK33999-0A01	Kiowa/Jackson Co. Water Company WS Improvements	3	42	\$ 33,000	\$ 16,346,784

**Indian Health Service
2017 Annual Report of Sanitation Deficiency Levels**

OK	OKLAHOMA	OK11197-0B01	CHEROKEE / Cherokee RWD # 3 - Pine Ridge WL Ext	3	43	\$	119,000	\$	16,465,784
OK	OKLAHOMA	OK01053-0S01	CHEROKEE / Stilwell ADA - WWTP Improvements	3	44	\$	659,000	\$	17,124,784
OK	OKLAHOMA	OK58999-1D01	CHEROKEE / Ottawa RWD #6 - New Tower and Well	3	45	\$	220,000	\$	17,344,784
OK	KANSAS	KS43999-0B01	KS/PBPN WATER WELL CLOSURE PROJECT	2	46	\$	95,000	\$	17,439,784
OK	OKLAHOMA	OK36479-0V01	KAW/Newkirk New Wastewater White Plume Lift Station	2	47	\$	264,000	\$	17,703,784
OK	OKLAHOMA	OK69907-0A01	Apache/Comanche WTP Renovations	3	48	\$	48,000	\$	17,751,784
OK	OKLAHOMA	OK58771-0C01	Quapaw/Quapaw Town 350K Gal Water Tower Rehab & Paint	2	49	\$	39,000	\$	17,790,784
OK	KANSAS	KS43032-0B01	KS/PBPN SEPTAGE LAGOON FENCING PROJECT	2	50	\$	5,000	\$	17,795,784
OK	OKLAHOMA	OK11999-1A02	CHEROKEE / Cherokee RWD#11 - Distribution System Improvements	3	51	\$	1,384,000	\$	19,179,784
OK	OKLAHOMA	OK56732-0A01	Creek/Beggs WTP Upgrades	3	52	\$	34,800	\$	19,214,584
OK	OKLAHOMA	OK57756-0A01	Osage/Shidler WTP Renovation	3	53	\$	16,000	\$	19,230,584
OK	OKLAHOMA	OK25358-0A01	Chickasaw/Stratford Water System Improvements - Phase I	3	54	\$	978,999	\$	20,209,583
OK	OKLAHOMA	OK57744-0A02	Osage/Osage Co RWD #15 Renovation	2	55	\$	24,000	\$	20,233,583
OK	OKLAHOMA	OK09160-0S01	C&A/Calumet Lagoon Renovations	2	56	\$	4,000	\$	20,237,583
OK	OKLAHOMA	OK01053-0A01	CHEROKEE / Stilwell Area Development Authority - W.P. Mankiller Water Storage Tank Rehab	2	57	\$	77,000	\$	20,314,583
OK	OKLAHOMA	OK25999-0A01	Chickasaw/Garvin Co RWD#6 Improvements	3	58	\$	209,000	\$	20,523,583
OK	OKLAHOMA	OK53699-0S01	CHEROKEE / Lenapah PWA - WWTP Improvements	3	59	\$	335,000	\$	20,858,583
OK	OKLAHOMA	OK08999-0014	Caddo/High Nitrate Water Well Replacement	3	60	\$	405,000	\$	21,263,583
OK	OKLAHOMA	OK32424-0B01	CREEK/DUSTIN WATER STORAGE TANK	2	61	\$	218,000	\$	21,481,583
OK	OKLAHOMA	OK18270-0A01	CHEROKEE / Vinita PWA - WTP Clearwell Replacement	3	62	\$	214,000	\$	21,695,583
OK	OKLAHOMA	OK52694-0B01	OTOE/RED ROCK WLX	3	63	\$	206,000	\$	21,901,583
OK	KANSAS	KS07010-0A01	KS/KTIK BACKWASH FILTER UPGRADES	2	64	\$	59,000	\$	21,960,583
OK	OKLAHOMA	OK17999-0A01	Apache/Comanche RWD 3 - N2710 WLX	3	65	\$	18,000	\$	21,978,583
OK	OKLAHOMA	OK21999-0K01	CHEROKEE / Delaware RWD #10 - Water System Improvements	3	66	\$	251,000	\$	22,229,583
OK	OKLAHOMA	OK01109-0S03	CHEROKEE / Cherry Tree RWD - Wastewater Forcemain to Stilwell Utilities	3	67	\$	952,000	\$	23,181,583
OK	OKLAHOMA	OK42553-0A02	Iowa Tribe/Coyle WTP Rehab	3	68	\$	7,000	\$	23,188,583
OK	OKLAHOMA	OK41543-0S01	Kickapoo/Meeker Wastewater Treatment Plant Improvements	3	69	\$	121,000	\$	23,309,583
OK	OKLAHOMA	OK41547-0T01	Iowa Tribe/Tryon Wastewater Treatment Plant Improvements	3	70	\$	23,000	\$	23,332,583
OK	OKLAHOMA	OK63835-0A04	Kickapoo WSI - PH4: Frye Road WLX Loop (New Land)	3	71	\$	172,000	\$	23,504,583
OK	KANSAS	KS07010-1G02	KS/KTIK LAGOON RESHORING AND FENCING PROJECT	2	72	\$	33,000	\$	23,537,583
OK	OKLAHOMA	OK09160-0S02	C&A/Calumet Lift Stations Rehabilitation	2	73	\$	9,000	\$	23,546,583
OK	OKLAHOMA	OK37486-0A01	C&A/Cashion Water System Improvements	2	74	\$	10,000	\$	23,556,583
OK	OKLAHOMA	OK58999-1E01	Ottawa/RWD#4 E 130 Rd WL Upgrade to 4-inch	2	75	\$	8,000	\$	23,564,583
OK	OKLAHOMA	OK63999-0I01	CPN/RWD#3-Brooksville connection	3	76	\$	9,000	\$	23,573,583
OK	OKLAHOMA	OK64847-0S01	Choctaw/Antlers Sewer collection rehab	3	77	\$	108,000	\$	23,681,583
OK	OKLAHOMA	OK41546-0C01	Sac and Fox Nation/Stroud WTP	3	78	\$	112,000	\$	23,793,583
OK	OKLAHOMA	OK53698-0S01	CHEROKEE / Delaware PWA - Sewer Collection System Rehab	3	79	\$	135,000	\$	23,928,583
OK	OKLAHOMA	OK53699-0B01	CHEROKEE / Lenapah PWA - New Water Source	3	80	\$	469,350	\$	24,397,933
OK	KANSAS	KS43032-0A01	KS/PBPN & JACKSON COUNTY RWD #3 SIBS BOOSTER	3	81	\$	314,100	\$	24,712,033
OK	OKLAHOMA	OK63832-0A01	Citizen Potawatomi/Asher WTP Rehab	3	82	\$	36,000	\$	24,748,033
OK	OKLAHOMA	OK58771-0B01	Quapaw/Quapaw Town 1 MG Ground Storage Rehab & Painting	2	83	\$	72,000	\$	24,820,033
OK	OKLAHOMA	OK69999-0B01	Kiowa/Stephens Co. RWD #5 System Improvements	2	84	\$	136,000	\$	24,956,033
OK	OKLAHOMA	OK36482-0A01	Tonkawa/Ft. Oakland New Water Wells	2	85	\$	252,000	\$	25,208,033
OK	OKLAHOMA	OK21304-1S01	CHEROKEE / Jay Utilities Authority - Northside Sewer Expansion	3	86	\$	613,000	\$	25,821,033
OK	OKLAHOMA	OK60999-0A01	Iowa/Payne Co RW Corp 3 - Coyle Rd, E680 Rd WSL	3	87	\$	12,000	\$	25,833,033
OK	OKLAHOMA	OK19999-0A01	Creek/Slick WL Ext & Pump Station	3	88	\$	18,000	\$	25,851,033
OK	OKLAHOMA	OK41538-0S01	Iowa/Carney WWTP Rehab	3	89	\$	33,000	\$	25,884,033

Indian Health Service
2017 Annual Report of Sanitation Deficiency Levels

OK	OKLAHOMA	OK21301-0D01	CHEROKEE / Colcord PWA - Water Distribution System Improvements	3	90	\$	182,000	\$	26,066,033
OK	OKLAHOMA	OK52691-0C01	Ponca/Marland WW Collection & Lift Station Improvements Project	3	91	\$	26,000	\$	26,092,033
OK	OKLAHOMA	OK57756-0T01	OSAGE/ SHIDLER WWTP Improvements	3	92	\$	49,000	\$	26,141,033
OK	OKLAHOMA	OK59999-0E01	OTOE-MISSOURIA\ LELA - RWD # 7 New water system	3	93	\$	233,000	\$	26,374,033
OK	KANSAS	KS07010-0L01	KS/KTIK SOLID WASTE PROJECT	2	94	\$	81,000	\$	26,455,033
OK	OKLAHOMA	OK36479-0U01	KAW/Newkirk New Wastewater 6th Street Lift Station	2	95	\$	64,000	\$	26,519,033
OK	OKLAHOMA	OK08999-0F01	Apache/Caddo Co RWD #3 - Hwy 9, CS 2620 WSL	3	96	\$	8,000	\$	26,527,033
OK	OKLAHOMA	OK08999-0G01	Apache/Caddo Co RWD #3 - CS 2560, E1420 WLX	3	97	\$	8,000	\$	26,535,033
OK	OKLAHOMA	OK16999-0F01	Ft. Sill Apache/Cotton Co RWD #2 - Devine WLX	4	98	\$	159,000	\$	26,694,033
OK	OKLAHOMA	OK41999-0C01	Iowa/Logan Co. RWD 4 - WSL	3	99	\$	11,000	\$	26,705,033
OK	OKLAHOMA	OK42999-0A01	Iowa/Logan Co. RWD 3 - E730, N3010 WSL	3	100	\$	11,000	\$	26,716,033
OK	OKLAHOMA	OK25999-0C01	Chickasaw/Garvin Co RWD#6 WL Fightin Holler Road to End of Line on OK 77	3	101	\$	45,000	\$	26,761,033
OK	OKLAHOMA	OK59781-0A01	PAWNEE/TOWN OF RALSTON Water System Improvements	3	102	\$	14,000	\$	26,775,033
OK	KANSAS	KS07999-1J01	IOWA/Backup Water Supply-Connect to Brown Co RWD #2	2	103	\$	26,300	\$	26,801,333
OK	OKLAHOMA	OK58999-0Q01	E Shawnee/RWD#5 100,000 Gal Water Storage Tank	2	104	\$	192,000	\$	26,993,333
OK	KANSAS	KS07010-0B01	KTIK/ Sedimentation Basin Building for WTP	2	105	\$	74,400	\$	27,067,733
OK	KANSAS	KS43028-0A01	KS/PBPN DELIA WATER SYSTEM REPLACEMENT	2	106	\$	70,000	\$	27,137,733
OK	OKLAHOMA	OK41539-0A01	Sac and Fox Nation/Chandler WTP	3	107	\$	128,000	\$	27,265,733
OK	OKLAHOMA	OK41542-0A03	Sac & Fox/Kendrick Municipal Authority WLX - Loop	3	108	\$	49,000	\$	27,314,733
OK	OKLAHOMA	OK67887-0S01	Seminole/ Konawa WW Collection System Rehab	3	109	\$	125,000	\$	27,439,733
OK	OKLAHOMA	OK11999-1G01	CHEROKEE / Tenkiller Utility Authority (TUA)	3	110	\$	5,035,000	\$	32,474,733
OK	OKLAHOMA	OK38502-0A01	Comanche/Snyder WTP Improvements	3	111	\$	790,000	\$	33,264,733
OK	OKLAHOMA	OK59775-0B01	PAWNEE/Cleveland Municipal WTP Rehabilitation	3	112	\$	443,000	\$	33,707,733
OK	OKLAHOMA	OK11197-1B01	CHEROKEE / TPWA - Blue Bird Dr WLX	3	113	\$	167,000	\$	33,874,733
OK	OKLAHOMA	OK66880-1S02	CHEROKEE / Inola PWA WW System Rehabilitation	3	114	\$	660,000	\$	34,534,733
OK	OKLAHOMA	OK17263-0A01	Apache/Walters PWA Improvements	3	115	\$	9,000	\$	34,543,733
OK	OKLAHOMA	OK66877-0S01	CHEROKEE / Chelsea EDA - WWTP Upgrade	3	116	\$	535,000	\$	35,078,733
OK	OKLAHOMA	OK67890-0B01	Seminole/Sasakwa RWD Sourcewater Development - Ph1	2	117	\$	161,000	\$	35,239,733
OK	OKLAHOMA	OK08999-0E01	Wichita/Caddo Co RWD #3 - Woodland Road WLX	3	118	\$	49,000	\$	35,288,733
OK	OKLAHOMA	OK08999-0J01	Wichita/Caddo RWD 3 - E1310Rd, N2585Rd WLX	3	119	\$	18,000	\$	35,306,733
OK	OKLAHOMA	OK67887-0A01	Seminole/ KONAWA - Well & Water Main Rehab	3	120	\$	1,497,000	\$	36,803,733
OK	OKLAHOMA	OK67887-0B01	CPN/Pott.Dist.#3 EXT.-Konawa	3	121	\$	1,079,275	\$	37,883,008
OK	OKLAHOMA	OK26999-0S01	Apache/Ninnekah Community Sewer Improvements	3	122	\$	141,000	\$	38,024,008
OK	KANSAS	KS22038-0S01	KS/IOWA HOUSING SITE LAGOON REHAB	2	123	\$	30,300	\$	38,054,308
OK	OKLAHOMA	OK06104-0S01	C&A/Canton PWA Sewer Improvements	2	124	\$	32,000	\$	38,086,308
OK	OKLAHOMA	OK58999-0J01	E Shawnee/PWS Water Tower Lightning Protection	2	125	\$	68,000	\$	38,154,308
OK	OKLAHOMA	OK09999-0B01	C&A/Canadian Co. RWD #1 WTP Improvements	3	126	\$	255,000	\$	38,409,308
OK	OKLAHOMA	OK62824-0A02	Chickasaw/Francis Water System Improvements - Phase II	3	127	\$	1,590,000	\$	39,999,308
OK	OKLAHOMA	OK41999-0M01	Kickapoo/Lincoln Co RWD #3 WTP Rehab	3	128	\$	35,000	\$	40,034,308
OK	OKLAHOMA	OK57999-0B01	OSAGE/Osage County RWD #20 Water Treatment Plant Improvements	3	129	\$	61,000	\$	40,095,308
OK	OKLAHOMA	OK11999-2B01	CHEROKEE / Burnt Cabin RWD - WTP Upgrade	3	130	\$	389,000	\$	40,484,308
OK	OKLAHOMA	OK19999-0B01	Creek/Creek Co. RWD #1 Water Plant Renovation	2	131	\$	582,000	\$	41,066,308
OK	KANSAS	KS07999-1E01	KS KTIK EMERGENCY WATERLINE CONNECTION	2	132	\$	468,000	\$	41,534,308
OK	KANSAS	KS07999-1A02	KS/IOWA TRIBAL WATER TREATMENT PLANT	2	133	\$	150,000	\$	41,684,308
OK	OKLAHOMA	OK36999-0B01	Tonkawa/Kay Co. RWD 6 - White Eagle Rd WLX	4	134	\$	27,000	\$	41,711,308
OK	OKLAHOMA	OK59999-0B01	Pawnee/Payne Co. RWD 4 - N3540 Rd WLX	4	135	\$	34,000	\$	41,745,308
OK	OKLAHOMA	OK45608-0T01	Choctaw/Wright City Collection System Rehab	3	136	\$	399,000	\$	42,144,308

Indian Health Service
2017 Annual Report of Sanitation Deficiency Levels

OK	OKLAHOMA	OK42999-0B01	Iowa/Logan Co. RWD 3 - E740, N3110 WLX	3	137	\$	16,000	\$	42,160,308
OK	OKLAHOMA	OK45587-0B01	Choctaw/Broken Bow PWA Clearwell and Storage Tank	2	138	\$	228,000	\$	42,388,308
OK	OKLAHOMA	OK21999-1C01	CHEROKEE / Delaware RWD#10 - New Well	3	139	\$	109,000	\$	42,497,308
OK	OKLAHOMA	OK41542-0A02	Sac and Fox Nation/Kendrick WTP	3	140	\$	13,000	\$	42,510,308
OK	OKLAHOMA	OK51673-0S01	CHEROKEE / Braggs PWA - Sewer Sys Upg	3	141	\$	786,000	\$	43,296,308
OK	OKLAHOMA	OK03077-0S01	Choctaw/Stringtown WWTP	3	142	\$	178,000	\$	43,474,308
OK	KANSAS	KS07014-1I01	S&F/ Connection to Brown County RWD#2	2	143	\$	115,800	\$	43,590,108
OK	OKLAHOMA	OK41540-0B01	Sac and Fox Nation/Davenport WTP	3	144	\$	14,000	\$	43,604,108
OK	OKLAHOMA	OK08152-0A01	Caddo/Caddo Co RWD #1 WTP Improvements	3	145	\$	9,000	\$	43,613,108
OK	OKLAHOMA	OK54706-0S01	Creek/Boley Town Lagoon Improvements	3	146	\$	6,000	\$	43,619,108
OK	OKLAHOMA	OK51685-1S01	CHEROKEE / Webbers Falls PWA - WW Lagoon Rehab	3	147	\$	157,000	\$	43,776,108
OK	OKLAHOMA	OK39510-0S01	Choctaw/Wilburton Sewer Rehab	3	148	\$	122,000	\$	43,898,108
OK	OKLAHOMA	OK63843-0A01	Citizen Potawatomi/Wanette WTP Rehab	3	149	\$	31,000	\$	43,929,108
OK	KANSAS	KS43999-0T01	PBPN/ WWTP Inflow and Infiltration Repair	2	150	\$	54,400	\$	43,983,508
OK	OKLAHOMA	OK36479-0T01	Kaw/Newkirk Tribal Housing RO Filters	2	151	\$	68,000	\$	44,051,508
OK	KANSAS	KS22038-0A01	KS/IOWA & WHITE CLOUD SYSTEM IMPROVEMENTS	2	152	\$	39,000	\$	44,090,508
OK	OKLAHOMA	OK54999-0A01	CREEK/BURDEN WATER LINE EXTENSION	4	153	\$	36,000	\$	44,126,508
OK	OKLAHOMA	OK10187-0A01	CHICKASAW/SOWC-MILO-WOODFORD WLX	3	154	\$	62,000	\$	44,188,508
OK	OKLAHOMA	OK11999-0P01	CHEROKEE / Pettit Mtn Water Company - Connection to Cherokee RWD #2	3	155	\$	107,000	\$	44,295,508
OK	OKLAHOMA	OK67892-0A01	Seminole/Wewoka Backwash Lagoon Rehab	3	156	\$	42,000	\$	44,337,508
OK	OKLAHOMA	OK18266-0A01	CHEROKEE / Big Cabin PWA - Waterline Replacement Project	3	157	\$	144,000	\$	44,481,508
OK	OKLAHOMA	OK11197-3S01	CHEROKEE / TPWA - Crestwood Dr SS Extension	3	158	\$	111,000	\$	44,592,508
OK	OKLAHOMA	OK63999-0C01	Sac&Fox/Tri-County WLX	3	159	\$	414,000	\$	45,006,508
OK	KANSAS	KS07010-0201	KS/KTIK METER REPLACEMENT PROJECT	2	160	\$	31,000	\$	45,037,508
OK	OKLAHOMA	OK49654-0D02	CHEROKEE / Locust Grove PWA - OOWA Connection	3	161	\$	1,830,000	\$	46,867,508
OK	OKLAHOMA	OK11999-0C01	CHEROKEE / Delaware RWD # 11 - Rocky Ford WL Extension	3	162	\$	545,000	\$	47,412,508
OK	OKLAHOMA	OK63999-0B01	Sac & Fox/Tri-county WLX-Bradford	3	163	\$	132,000	\$	47,544,508
OK	OKLAHOMA	OK57759-0A01	Osage/Skiatook Water Transmission and Storage	3	164	\$	520,000	\$	48,064,508
OK	OKLAHOMA	OK55722-0A01	Citizen Potawatomi/Harrah WTP Rehab	3	165	\$	29,000	\$	48,093,508
OK	OKLAHOMA	OK03071-0A01	Choctaw/Atoka WTP Rehab	3	166	\$	517,000	\$	48,610,508
OK	OKLAHOMA	OK09158-0L01	C&A/Concho Reserve Dumpsites	3	167	\$	21,000	\$	48,631,508
OK	OKLAHOMA	OK45595-0S01	Choctaw/Haworth Sewer Coll.	3	168	\$	41,000	\$	48,672,508
OK	OKLAHOMA	OK40517-0S01	Choctaw/Heavener Lift Station	3	169	\$	17,000	\$	48,689,508
OK	OKLAHOMA	OK36473-0A01	Kaw/Braman WDS Upgrade	3	170	\$	12,000	\$	48,701,508
OK	OKLAHOMA	OK63835-0A05	Kickapoo WSI - PH5: Newland Exterior Loop (New Land)	2	171	\$	114,000	\$	48,815,508
OK	KANSAS	KS22038-0001	KS/IOWA TRIBAL SEPTIC TRUCK	2	172	\$	64,000	\$	48,879,508
OK	KANSAS	KS07014-0E01	S&F/ Booster Pump Station for Red Earth Water System	2	173	\$	24,800	\$	48,904,308
OK	OKLAHOMA	OK57999-0D01	Osage/Osage RWD 5 - Shaw WLX	4	174	\$	21,000	\$	48,925,308
OK	OKLAHOMA	OK11197-0U01	CHEROKEE / TPWA - Indian Meadows SS	3	175	\$	1,159,000	\$	50,084,308
OK	OKLAHOMA	OK11999-2E01	CHEROKEE / Stick Ross Mtn Water Company - Cherokee Mission WL Ext	3	176	\$	179,000	\$	50,263,308
OK	OKLAHOMA	OK21305-0A01	CHEROKEE / Delaware RWD # 11 - North 586 Rd WL Ext	3	177	\$	146,000	\$	50,409,308
OK	OKLAHOMA	OK61815-0S01	Choctaw/Savanna Collection Rehab	2	178	\$	20,000	\$	50,429,308
OK	OKLAHOMA	OK67999-0S01	Seminole/Lagoon Renovation-Hobia	2	179	\$	80,000	\$	50,509,308
OK	OKLAHOMA	OK61806-0S01	Choctaw/Hartshorne Sewer System Improvements	3	180	\$	70,000	\$	50,579,308
OK	OKLAHOMA	OK74962-1S02	CHEROKEE / Ramona PWA - Sanitary Sewer System Improvements	3	181	\$	86,000	\$	50,665,308
OK	OKLAHOMA	OK51999-0G01	Creek/Muskogee RWD#10 System Improv	2	182	\$	19,600	\$	50,684,908
OK	OKLAHOMA	OK57754-0V01	OSAGE/Pawhuska Groundwater Storage Tank Modification	2	183	\$	127,500	\$	50,812,408

**Indian Health Service
2017 Annual Report of Sanitation Deficiency Levels**

OK	OKLAHOMA	OK64999-0J01	Choctaw/Push Co. RWD # 1 Storage Tank	2	184	\$	638,000	\$	51,450,408
OK	OKLAHOMA	OK33438-0T01	Kiowa/Eldorado Wastewater System Improvements	3	185	\$	7,000	\$	51,457,408
OK	OKLAHOMA	OK52694-0A01	OTOE/RED ROCK WATER SUPPLY	2	186	\$	55,000	\$	51,512,408
OK	OKLAHOMA	OK36483-0T01	PONCA/Wastewater Treatment Lift Station Rehabilitation	2	187	\$	132,000	\$	51,644,408
OK	OKLAHOMA	OK08999-0I01	Apache/Caddo RWD 3 - N2500Rd, E1380Rd WLX	3	188	\$	29,000	\$	51,673,408
OK	OKLAHOMA	OK57754-0U01	OSAGE/ Pawhuska Prudom Hill Sewer Main Replacment	4	189	\$	73,000	\$	51,746,408
OK	OKLAHOMA	OK35467-0B01	Chickasaw/Tishomingo Water Well Project	2	190	\$	2,744,999	\$	54,491,407
OK	OKLAHOMA	OK57744-0S01	OSAGE/ Barnsdall WWTP Improvements	3	191	\$	29,000	\$	54,520,407
OK	OKLAHOMA	OK55999-0S01	Kickapoo/Valley Brook WWTP	3	192	\$	33,000	\$	54,553,407
OK	OKLAHOMA	OK40535-0S01	Choctaw/Pocola WWTP	3	193	\$	420,000	\$	54,973,407
OK	OKLAHOMA	OK45608-0A01	Choctaw/Wright City Water Dist Rehab	3	194	\$	142,000	\$	55,115,407
OK	OKLAHOMA	OK58999-0P01	Peoria/RWD#4 6-inch WLX to More Water Tower	2	195	\$	52,000	\$	55,167,407
OK	OKLAHOMA	OK32428-0S01	CREEK/SPAULDING COM. SEWER	3	196	\$	158,000	\$	55,325,407
OK	OKLAHOMA	OK41999-0A01	Kickapoo/KTO PWS Distribution Loop	3	197	\$	1,197,000	\$	56,522,407
OK	KANSAS	KS07999-0Z01	KS/IOWA TRIBAL OLD ROY'S CREEK LAGOON CONSTRUCTION	3	198	\$	456,750	\$	56,979,157
OK	OKLAHOMA	OK41549-0A01	Kickapoo/Wellston WTP Rehab	3	199	\$	13,000	\$	56,992,157
OK	OKLAHOMA	OK63835-0A03	Kickapoo WSI - PH3: WLX (New Land)	3	200	\$	162,000	\$	57,154,157
OK	OKLAHOMA	OK62999-0A01	Chickasaw/Pontotoc RWD#7 - WMX CR1500 to CR3570	3	201	\$	335,994	\$	57,490,151
OK	OKLAHOMA	OK36482-0C01	TONKAWA/ Ft. Oakland Water Meters	2	202	\$	57,000	\$	57,547,151
OK	OKLAHOMA	OK49652-0S01*	CHEROKEE / Disney PWA - WWTP Construction	2	203	\$	247,000	\$	57,794,151
OK	OKLAHOMA	OK64848-0B01	Choctaw/Clayton Distribution Rehab	3	204	\$	190,000	\$	57,984,151
OK	OKLAHOMA	OK36472-0A01	Tonkawa/Blackwell WDS Upgrade	3	205	\$	28,000	\$	58,012,151
OK	OKLAHOMA	OK52999-0G01	OTOE-MISSOURIA/Noble County RWD #2 WLX	3	206	\$	60,000	\$	58,072,151
OK	OKLAHOMA	OK45587-0A01	Choctaw/Broken Bow Emergency Intake Relocation	2	207	\$	204,000	\$	58,276,151
OK	OKLAHOMA	OK61806-0A01	Choctaw/Hartshorne Water Line	2	208	\$	76,000	\$	58,352,151
OK	OKLAHOMA	OK40999-0J01	Choctaw/LeFlore Co RWD 5 Extensions	2	209	\$	23,000	\$	58,375,151
OK	OKLAHOMA	OK61815-0A01	Choctaw/Savanna Dist Rehab	2	210	\$	22,000	\$	58,397,151
OK	OKLAHOMA	OK22319-0A01	C&A/Taloga Well Renovations	2	211	\$	4,000	\$	58,401,151
OK	OKLAHOMA	OK36999-0D01	Ponca/Kay Co. RWD 2 - Union Rd WLX	3	212	\$	90,000	\$	58,491,151
OK	OKLAHOMA	OK62999-0B01	Chickasaw/Pontotoc RWD#7 WMX CR3615	3	213	\$	458,175	\$	58,949,326
OK	OKLAHOMA	OK67888-0A01	Seminole/ Maud Municipal Authority - WSI	2	214	\$	189,000	\$	59,138,326
OK	OKLAHOMA	OK36476-0T02	KAW/Kaw City Wastewater Treatment Plant Improvements Phase II	2	215	\$	13,000	\$	59,151,326
OK	OKLAHOMA	OK58999-1C01	E Shawnee/RWD#5 Hwy 10 8-inch Water Line Ext	2	216	\$	355,000	\$	59,506,326
OK	OKLAHOMA	OK08999-0B01*	Apache/Caddo Co RWD #3 - E1470 Rd WLX	4	217	\$	261,000	\$	59,767,326
OK	OKLAHOMA	OK15240-0A01	Choctaw/Coalgate Water Tower Aeration	3	218	\$	48,000	\$	59,815,326
OK	OKLAHOMA	OK63999-0E01	SAC & FOX/Tri-County RWD2 - NE Pott Co WLX	3	219	\$	332,000	\$	60,147,326
OK	OKLAHOMA	OK63999-0F01	SAC&FOX/TRI-COUNTY RWD2 - WAKOLE WLX	3	220	\$	205,000	\$	60,352,326
OK	OKLAHOMA	OK63999-0G01	SAC & FOX/POTT CO #2 NULLAKE WLX	3	221	\$	57,000	\$	60,409,326
OK	OKLAHOMA	OK58766-0A01	CHEROKEE / Fairland PWA - Water System Improvements	3	222	\$	529,000	\$	60,938,326
OK	OKLAHOMA	OK36482-0D01	TONKAWA\ City of Tonkawa WLX	3	223	\$	149,000	\$	61,087,326
OK	OKLAHOMA	OK63839-0L04	Kickapoo/Makaseah High Hazard SW Site	2	224	\$	15,000	\$	61,102,326
OK	OKLAHOMA	OK57999-0C01	Osage/Osage RWD 3 - Clover WLX	3	225	\$	16,000	\$	61,118,326
OK	OKLAHOMA	OK57754-0T02	OSAGE/Pawhuska Indian Camp Sewer Main	2	226	\$	48,000	\$	61,166,326
OK	OKLAHOMA	OK09158-0C01	C&A/Concho Water Storage Tanks Upgrades	2	227	\$	84,000	\$	61,250,326
OK	OKLAHOMA	OK52693-0A01	OTOE-MISSOURIA/ Perry Backup Power for Water System	2	228	\$	15,000	\$	61,265,326
OK	OKLAHOMA	OK58999-1F01	Peoria/RWD#5-State Line Rd Loop	2	229	\$	22,000	\$	61,287,326
OK	OKLAHOMA	OK63839-0A01	SAC & FOX/SHAWNEE GARRETT LAKE RD WLX	3	230	\$	129,000	\$	61,416,326

Indian Health Service 2017 Annual Report of Sanitation Deficiency Levels

OK	OKLAHOMA	OK12203-OU01	Choctaw/Fort Towson Sewer Rehab	2	231	\$	132,000	\$	61,548,326
OK	OKLAHOMA	OK35466-0A02	CHICKASAW/RAVIA WATER SYS. IMPROV.	3	232	\$	556,000	\$	62,104,326
OK	KANSAS	KS07999-1F01*	KS/IOWA BILL/JOSH EAST WL EXTENSION	3	233	\$	157,400	\$	62,261,726
OK	OKLAHOMA	OK60788-0101	Pawnee/Glencoe Waste Water Treatment Improvements	3	234	\$	25,000	\$	62,286,726
OK	OKLAHOMA	OK19277-0A02	Creek/Depew New Water Storage Tank & Wells	2	235	\$	4,700	\$	62,291,426
OK	OKLAHOMA	OK41999-0E01	SAC & FOX/Lincoln Co. RW&SD# 4 - BARKER PLACE WLX	3	236	\$	210,000	\$	62,501,426
OK	OKLAHOMA	OK55723-0A01	KICKAPOO/MURDOCK WATER LINE EXT.	3	237	\$	201,000	\$	62,702,426
OK	OKLAHOMA	OK41999-0D01	SAC & FOX/Lincoln Co RW&SD4 - TOAD HILL WLX	3	238	\$	175,000	\$	62,877,426
OK	OKLAHOMA	OK51999-1A01*	CHEROKEE / Musk. RWD#7 - 5-mile Rd WLX	3	239	\$	153,000	\$	63,030,426
OK	OKLAHOMA	OK59780-0B01	PAWNEE/Pawnee Nation WS connection to City of Pawnee	2	240	\$	13,000	\$	63,043,426
OK	KANSAS	KS07010-0C01	KS/KTIK PLUM CREEK WATER SUPPLY	2	241	\$	784,000	\$	63,827,426
OK	KANSAS	KS07999-0C01	KS/IOWA TRIBAL WATER STORAGE TANK	2	242	\$	343,000	\$	64,170,426
OK	KANSAS	KS07010-0D01*	KTIK/ Intake Structure Upgrade for WTP	1	243	\$	13,700	\$	64,184,126
OK	OKLAHOMA	OK08999-0D01*	Kiowa/Caddo Co RWD #3 - East Ft.Cobb WLX	3	244	\$	196,500	\$	64,380,626
OK	OKLAHOMA	OK07119-0S01	Choctaw/BenningtonPWA Lagoons rehab	3	245	\$	103,000	\$	64,483,626
OK	OKLAHOMA	OK61801-0S01	Choctaw/Canadian Sewer TP Rehab	3	246	\$	52,000	\$	64,535,626
OK	OKLAHOMA	OK41546-0T01	Sac & Fox/Community Sewage Lagoon	2	247	\$	73,000	\$	64,608,626
OK	OKLAHOMA	OK26999-0B01	Wichita/Grady RWD 6 - CS2800, 1180 WLX	3	248	\$	27,000	\$	64,635,626
OK	OKLAHOMA	OK55999-0A01	Iowa/Luther - NE 178th St WLX	3	249	\$	42,000	\$	64,677,626
OK	KANSAS	KS07999-1F02*	KS/IOWA LUKE KELLER SR WL EXTENSION	3	250	\$	78,000	\$	64,755,626
OK	OKLAHOMA	OK21309-0A01	CHEROKEE / Delaware RWD # 11 - Twin Oaks - North 560 Rd Waterline Extension	3	251	\$	160,000	\$	64,915,626
OK	OKLAHOMA	OK61815-0A02	Choctaw/Savanna Phase II Distribution	2	252	\$	65,000	\$	64,980,626
OK	OKLAHOMA	OK46616-0A02	Creek/Hanna Water System Improvements	2	253	\$	654,000	\$	65,634,626
OK	OKLAHOMA	OK08999-0C01*	Caddo/Caddo Co RWD #3 - Stephenson WLX	3	254	\$	168,984	\$	65,803,610
OK	OKLAHOMA	OK12999-0B01	Choctaw/Choctaw Co. RWSG&SWMD # 3 Regionalization Well	3	255	\$	544,000	\$	66,347,610
OK	OKLAHOMA	OK61811-0A01	Choctaw/Krebs WTP	3	256	\$	226,000	\$	66,573,610
OK	OKLAHOMA	OK11999-2D03	CHEROKEE / Delaware RWD # 11 - Teresita - 626 Road WL Ext	3	257	\$	696,000	\$	67,269,610
OK	OKLAHOMA	OK63839-0B01	SAC & FOX/SHAWNEE - N ROCK CREEK WLX	3	258	\$	114,000	\$	67,383,610
OK	OKLAHOMA	OK52999-0F01	OTOE-MISSOURIA/OTOE WATER SYSTEM - WEST WLX	3	259	\$	182,000	\$	67,565,610
OK	OKLAHOMA	OK09158-0S01	C&A/Concho Lagoons - Rehabilitation	2	260	\$	137,000	\$	67,702,610
OK	OKLAHOMA	OK36999-0E01*	Tonkawa/Blackwell RW Corp - Ranch Dr WLX	3	261	\$	46,000	\$	67,748,610
OK	OKLAHOMA	OK36481-0A01*	Ponca/Ponca City Mun Water - U St WLX	3	262	\$	80,000	\$	67,828,610
OK	OKLAHOMA	OK57999-0E01	OSAGE/Osage Co.RWD #22 WLX	3	263	\$	177,000	\$	68,005,610
OK	OKLAHOMA	OK60789-0A01	Iowa/Lincoln Co RWD #4 WLX	3	264	\$	37,000	\$	68,042,610
OK	OKLAHOMA	OK57999-OR01*	OSAGE/OSAGE RWD#15, Bratton WLX	3	265	\$	118,000	\$	68,160,610
OK	OKLAHOMA	OK57999-0S01	OSAGE/Grey Horse Comm Sewer Ren	2	266	\$	434,000	\$	68,594,610
OK	OKLAHOMA	OK67890-0C01	Seminole/Sasakwa RWD Water Main Rehab	2	267	\$	519,000	\$	69,113,610
OK	OKLAHOMA	OK52999-0H01*	OTOE MISSOURIA/New Water Treatment Plant	2	268	\$	683,500	\$	69,797,110
OK	OKLAHOMA	OK41546-0U01*	Sac and Fox/ WWTP Improvements	2	269	\$	279,000	\$	70,076,110
OK	OKLAHOMA	OK57758-0B01	OSAGE/Wynona WLX	3	270	\$	36,000	\$	70,112,110
OK	OKLAHOMA	OK63835-1V01	Kickapoo/New Land Community Sewer(New Land)	2	271	\$	377,000	\$	70,489,110
OK	OKLAHOMA	OK45999-0F01	Choctaw/Millerton (RWD#2) WL Extn	4	272	\$	214,000	\$	70,703,110
OK	OKLAHOMA	OK42556-0A01	Iowa Tribe/Langston WTP Rehab	3	273	\$	18,000	\$	70,721,110
OK	OKLAHOMA	OK41540-0A01	Sac And Fox/ Davenport RWD I WLX	3	274	\$	331,000	\$	71,052,110
OK	OKLAHOMA	OK56999-0A01	Creek/Okmulgee Co. RWD 6 - Winchester WLX	3	275	\$	182,000	\$	71,234,110
OK	OKLAHOMA	OK52999-0C01*	OTOE-MISSOURIA/ OTOE SOUTH WLX	3	276	\$	143,000	\$	71,377,110
OK	OKLAHOMA	OK67890-0A01	Seminole/Town of Sasakwa Water Main	2	277	\$	543,000	\$	71,920,110

**Indian Health Service
2017 Annual Report of Sanitation Deficiency Levels**

OK	OKLAHOMA	OK17260-0A01	Comanche/Devol Water System Upgrade	2	278	\$	6,000	\$	71,926,110
OK	OKLAHOMA	OK58999-0N01	Seneca-Cayuga/Wyandotte Nation PWS E 160 Rd Water Line Ext	2	279	\$	104,000	\$	72,030,110
OK	OKLAHOMA	OK41999-0I01	Sac & Fox/Lincoln Co RWD #1 WLX	3	280	\$	30,000	\$	72,060,110
OK	OKLAHOMA	OK38999-0A01	Kiowa/Caddo RWD 3 - E1440 Rd WLX	3	281	\$	30,000	\$	72,090,110
OK	OKLAHOMA	OK41999-0F01	SAC&FOX/LINCOLN Co RW&SD #4 - ROSIE LAKE WLX	3	282	\$	325,000	\$	72,415,110
OK	OKLAHOMA	OK42999-0C01	Iowa/Guthrie - N14th St WLX	3	283	\$	29,000	\$	72,444,110
OK	OKLAHOMA	OK14999-0A02	Kickapoo/Cleveland Co RWD #1	3	284	\$	1,886,000	\$	74,330,110
OK	OKLAHOMA	OK09160-0A01*	C&A/Calumet Water Improvements	2	285	\$	139,000	\$	74,469,110
OK	OKLAHOMA	OK01999-0C04*	CHEROKEE / Adair RWD #2 - Pipe Springs WL	3	286	\$	420,500	\$	74,889,610
OK	OKLAHOMA	OK54710-0A01*	Creek/Okemah Water Storage Tank Remediation & Painting	1	287	\$	22,900	\$	74,912,510
OK	OKLAHOMA	OK46999-0F01	Creek/Vivian RWD #6 Mellette WLX	3	288	\$	271,000	\$	75,183,510
OK	OKLAHOMA	OK16999-0D01*	Delaware/Comanche Co RWD #4 - Dempsey WLX	3	289	\$	153,000	\$	75,336,510
OK	OKLAHOMA	OK67999-0E01	Seminole/Bowlegs Lima Stanberry Hill Stand Pipe	2	290	\$	156,000	\$	75,492,510
OK	OKLAHOMA	OK01999-1B01*	CHEROKEE / Adair Co. RWD # 5 - Chewey WL Ext	3	291	\$	414,000	\$	75,906,510
OK	OKLAHOMA	OK40531-0A01	Choctaw/Talihina Water Distribution System Improvements	2	292	\$	620,000	\$	76,526,510
OK	OKLAHOMA	OK41999-0H01	Sac&Fox/Lincoln Co RWD #2 - Boone WLX	3	293	\$	86,000	\$	76,612,510
OK	OKLAHOMA	OK41546-0A01*	SAC AND FOX/ STANDPIPE REHAB	1	294	\$	8,000	\$	76,620,510
OK	OKLAHOMA	OK56999-0D01	Creek/Okmulgee Co. RWD 7 - N0940 Rd WLX	3	295	\$	60,000	\$	76,680,510
OK	OKLAHOMA	OK58999-0K01*	Seneca-Cayuga/RWD#5 Kellyville WLX	2	296	\$	456,000	\$	77,136,510
OK	OKLAHOMA	OK40517-0A01	Choctaw/Heavener WTP	2	297	\$	1,520,000	\$	78,656,510
OK	OKLAHOMA	OK67885-0B01*	SEMINOLE/Bowlegs-Lima RWC WLX - SE Wolf	2	298	\$	121,000	\$	78,777,510
OK	OKLAHOMA	OK08141-0S04	Comanche/Mahseet Cluster Lagoon	2	299	\$	175,000	\$	78,952,510
OK	OKLAHOMA	OK19277-0A01*	Creek/Depew Water Storage Tank Remediation and Repainting	1	300	\$	1,500	\$	78,954,010
OK	OKLAHOMA	OK32999-0C01*	SEMINOLE/HUGHES RWD5 - 5mile Corner WLX	2	301	\$	456,000	\$	79,410,010
OK	OKLAHOMA	OK46617-0A01*	Creek/McIntosh Co. RWD 4 - N4070 Rd WLX	3	302	\$	107,000	\$	79,517,010
OK	OKLAHOMA	OK32999-0B01*	SEMINOLE/HUGHES RWD #5 WLX Justice	2	303	\$	211,000	\$	79,728,010
OK	OKLAHOMA	OK58999-0E02*	E Shawnee/RWD#5 E 130 Rd WLX Ext#2	2	304	\$	115,000	\$	79,843,010
OK	OKLAHOMA	OK08141-0S03*	Comanche/Pewo Cluster Lagoon	2	305	\$	65,000	\$	79,908,010
OK	OKLAHOMA	OK08141-0S02*	Comanche/Hix Cluster Lagoon	2	306	\$	84,000	\$	79,992,010
OK	OKLAHOMA	OK16253-0S01*	Comanche/Yokesuite Cluster Lagoon	2	307	\$	110,000	\$	80,102,010
OK	OKLAHOMA	OK19999-0C01*	CREEK/CREEK CO. RWD #3 EXT.	2	308	\$	107,000	\$	80,209,010

Indian Health Service
2017 Annual Report of Sanitation Deficiency Levels

IHS Area: Phoenix (PH)

Area	State	Project No.	Project Name	Project DL	Area Priority	Project Cost	Cumulative Project Cost
PH	ARIZONA	AZ03033-1402	SUPAI - Arsenic Treatment Plant Piping Upgrades	3	1	\$ 199,530	\$ 199,530
PH	CALIFORNIA	CA13999-0401	Quechan Water System Rehabilitation & Upgrades	3	2	\$ 702,000	\$ 901,530
PH	ARIZONA	AZ09990-0W01	WHITERIVER - Miner Flat Transmission Main Replacement	3	3	\$ 3,158,222	\$ 4,059,752
PH	ARIZONA	AZ13263-0105	Clarkdale Lift Station	3	4	\$ 645,000	\$ 4,704,752
PH	ARIZONA	AZ04054-0505	Tonto Apache Wastewater Connection to off-reservation WWTP	3	5	\$ 234,000	\$ 4,938,752
PH	ARIZONA	AZ09981-0601	Hopi Arsenic Mitigation Project	3	6	\$ 14,735,000	\$ 19,673,752
PH	ARIZONA	AZ01905-0601	2017 MCNARY-HonDah WWTF AOC Improvements	3	7	\$ 541,800	\$ 20,215,552
PH	ARIZONA	AZ15999-2402	CRIT Open Dump Phase IV	3	8	\$ 365,341	\$ 20,580,893
PH	ARIZONA	AZ04065-1204	San Carlos Waste Water Treatment Facility Upgrades	3	9	\$ 1,390,057	\$ 21,970,950
PH	CALIFORNIA	CA14367-1301	Eastern Sierra Treatment Plant Improvements	3	10	\$ 2,590,146	\$ 24,561,096
PH	ARIZONA	AZ13263-0104	Yavapai-Apache Clarkdale Water Improvements	3	11	\$ 164,000	\$ 24,725,096
PH	ARIZONA	AZ03033-1403	SUPAI - Sewer Rehabilitation Phase 2	3	12	\$ 387,000	\$ 25,112,096
PH	ARIZONA	AZ04065-1002	Sewer Main Replacement- Wt. Mtn. Blvd. Phase IIA,& IIB	3	13	\$ 260,000	\$ 25,372,096
PH	CALIFORNIA	CA13999-2201	Quechan Sewer Inspection and Upgrades	3	14	\$ 1,128,000	\$ 26,500,096
PH	ARIZONA	AZ09999-0902	Hopi Solid Waste Landfill	3	15	\$ 2,512,000	\$ 29,012,096
PH	ARIZONA	AZ09964-1801	CIBECUE & WHITERIVER - Sewer Main Replacement	3	16	\$ 987,194	\$ 29,999,290
PH	ARIZONA	AZ08039-0502	Ft. Mojave Manhole Rehab	3	17	\$ 549,210	\$ 30,548,500
PH	CALIFORNIA	CA02304-0501	Washoe Tribe - Abandon 9 wells	2	18	\$ 48,861	\$ 30,597,361
PH	NEVADA	NV04560-0501	Newtown Water Supply Improvements	3	19	\$ 530,000	\$ 31,127,361
PH	ARIZONA	AZ07132-1703	Salt River Dobson Height Waterline Replacement	3	20	\$ 324,000	\$ 31,451,361
PH	CALIFORNIA	CA36038-1201	Chemehuevi Well Pumps, Camera Inspection, and Planning Study	2	21	\$ 36,085	\$ 31,487,446
PH	CALIFORNIA	CA14366-0801	Big Pine Lift Station Upgrades	2	22	\$ 257,688	\$ 31,745,134
PH	CALIFORNIA	CA14367-0901	Bishop Water System Improvements	2	23	\$ 854,755	\$ 32,599,889
PH	CALIFORNIA	CA36038-1901	Chemehuevi Water System Impvmts	3	24	\$ 19,990	\$ 32,619,879
PH	ARIZONA	AZ09961-0601	Bacavi Water System Improvements	2	25	\$ 314,000	\$ 32,933,879
PH	ARIZONA	AZ09977-0304	Old Oraibi - Mains to Village Phase 1	5	26	\$ 1,697,000	\$ 34,630,879
PH	ARIZONA	AZ03126-1103	Lower Moencopi Allotment 44 46 Waterline Extension* (not recommended for funding)	5	27	\$ 1,833,001	\$ 36,463,880
PH	ARIZONA	AZ09990-2801	WHITERIVER - Landfill Expansion Ph1	2	28	\$ 1,356,968	\$ 37,820,848
PH	ARIZONA	AZ08039-2101	Ft Mojave Sewer Wet Well Rehab	2	29	\$ 21,080	\$ 37,841,928
PH	NEVADA	NV16999-1101	Sutcliffe and Nixon Back-up Generators	2	30	\$ 91,496	\$ 37,933,424
PH	ARIZONA	AZ04047-0203	BH-NEW TANK AND TRANSMISSION PHASE II	4	31	\$ 349,000	\$ 38,282,424
PH	ARIZONA	AZ09999-0905	Hopi Open Dump Closures	2	32	\$ 771,000	\$ 39,053,424
PH	ARIZONA	AZ07117-0301	FYMN - Solid Waste Dump Truck	2	33	\$ 324,000	\$ 39,377,424
PH	NEVADA	NV01526-1101	Fallon Water Plant Upgrades	2	34	\$ 64,000	\$ 39,441,424
PH	CALIFORNIA	CA26301-0101	Bridgeport Arsenic Mitigation	3	35	\$ 279,000	\$ 39,720,424
PH	UTAH	UT24674-1401	U&O Inner Loop Sewer Replacement	4	36	\$ 235,000	\$ 39,955,424
PH	UTAH	UT24674-1601	Uriah Heaps Water System Pressure Improvements Phase 2	3	37	\$ 923,732	\$ 40,879,156
PH	ARIZONA	AZ15999-0903	CRIT Landfill Closure	3	38	\$ 2,027,000	\$ 42,906,156
PH	UTAH	UT12628-0101	Goshute Chlorination Equipment	2	39	\$ 63,000	\$ 42,969,156
PH	ARIZONA	AZ11229-0301	Casa Blanca Road Manhole Replacement	3	40	\$ 836,400	\$ 43,805,556
PH	ARIZONA	AZ11211-0501	AK CHIN - Water Treatment Plant Chlorine Bldg	2	41	\$ 728,000	\$ 44,533,556
PH	NEVADA	NV10612-1001	Yerington Campbell Ranch Loop	2	42	\$ 160,743	\$ 44,694,299

Indian Health Service
2017 Annual Report of Sanitation Deficiency Levels

PH	NEVADA	NV16999-1001	Wadsworth Lift Station Generator	2	43	\$	34,000	\$	44,728,299
PH	ARIZONA	AZ09977-0302	Old Oraibi - Highway 264 W/S Phase 2	5	44	\$	1,529,000	\$	46,257,299
PH	ARIZONA	AZ11211-0701	AK CHIN - Water Storage Tank Rehab and Booster Station	2	45	\$	187,688	\$	46,444,987
PH	ARIZONA	AZ08153-1701	HUALAPAI - Solid Waste Compactor Station	2	46	\$	52,000	\$	46,496,987
PH	NEVADA	NV01526-0801	Fallon - Valves/hydrants replace	2	47	\$	123,910	\$	46,620,897
PH	CALIFORNIA	CA02304-0401	Washoe - Generators	2	48	\$	171,015	\$	46,791,912
PH	ARIZONA	AZ15999-3103	CRIT Watermain Looping	2	49	\$	233,000	\$	47,024,912
PH	ARIZONA	AZ09977-0301	Hopi Veteran's Center Old Oraibi Watering Point	2	50	\$	1,003,999	\$	48,028,911
PH	NEVADA	NV02538-0101	Moapa Sewer System Repairs	2	51	\$	699,000	\$	48,727,911
PH	ARIZONA	AZ15999-0908	CRIT - Parker Dump Closure	3	52	\$	47,790	\$	48,775,701
PH	ARIZONA	AZ09964-1201	CIBECUE - Solid Waste Transfer Sta.	2	53	\$	213,000	\$	48,988,701
PH	NEVADA	NV11623-1202	Walker River Critical Sewer Main	2	54	\$	505,000	\$	49,493,701
PH	ARIZONA	AZ14999-1301	Cocopah West New WTP	2	55	\$	619,000	\$	50,112,701
PH	NEVADA	NV07999-1001	Fort McDermitt Upper and Lower Systems Generators	2	56	\$	84,000	\$	50,196,701
PH	ARIZONA	AZ04062-0601	SCAT Solid Waste Materials and Equipment	2	57	\$	417,000	\$	50,613,701
PH	CALIFORNIA	CA13999-3001	Quechan Colorado Lift Station Repair	2	58	\$	275,000	\$	50,888,701
PH	ARIZONA	AZ09977-0303	Old Oraibi - Village W/S Phase 3*	5	59	\$	1,248,000	\$	52,136,701
PH	ARIZONA	AZ09981-0401	Sipaulovi Water/Sewer-Top of Mesa*	5	60	\$	378,000	\$	52,514,701
PH	CALIFORNIA	CA14367-0401	BISHOP SEWER MAIN EXTENSION	2	61	\$	67,000	\$	52,581,701
PH	ARIZONA	AZ09990-0801	WHITERIVER - U. East Fork Sewer Ext	3	62	\$	26,200	\$	52,607,901
PH	UTAH	UT24999-0701	Yellowstone Sewer System Phase 1	3	63	\$	531,000	\$	53,138,901
PH	ARIZONA	AZ08153-0301	HUALAPAI - Wastewater Treatment Facility Expansion	2	64	\$	976,000	\$	54,114,901
PH	ARIZONA	AZ14999-1501	Cocopah Failed Septic Systems	2	65	\$	27,000	\$	54,141,901
PH	ARIZONA	AZ13266-0101	Middle Verde Water Improvements	2	66	\$	146,000	\$	54,287,901
PH	ARIZONA	AZ15999-2901	CRIT Radio Frequency Water Meters	2	67	\$	280,000	\$	54,567,901
PH	CALIFORNIA	CA26417-0101	Benton Water Storage Tank	2	68	\$	424,000	\$	54,991,901
PH	CALIFORNIA	CA14369-1002	Lone Pine WST Replacement	2	69	\$	1,104,104	\$	56,096,005
PH	NEVADA	NV01526-1001	Fallon Lagoon Expansion	3	70	\$	106,934	\$	56,202,939
PH	ARIZONA	AZ01905-0501	MCNARY-Country Cl. Water Main Repl.	2	71	\$	769,000	\$	56,971,939
PH	ARIZONA	AZ09990-3001	WHITERIVER - East Fork Water Storage Upgrades	2	72	\$	863,000	\$	57,834,939
PH	ARIZONA	AZ04054-0504*	Tonto Apache Water Storage Tank Mixer & Repairs	1	73	\$	67,000	\$	57,901,939
PH	ARIZONA	AZ08153-0401*	HUALAPAI - Clinic Tank Painting	1	74	\$	98,000	\$	57,999,939
PH	ARIZONA	AZ03033-1101	SUPAI - Transfer Station Long Mesa	3	75	\$	651,000	\$	58,650,939
PH	ARIZONA	AZ08155-0904*	Kaibab Village Watermain Replacement	1	76	\$	255,000	\$	58,905,939
PH	NEVADA	NV12627-0201	Duckwater Lagoon Liner	2	77	\$	306,000	\$	59,211,939
PH	CALIFORNIA	CA13999-3101	Quechan Old Subdivision Lift Station Replacement	2	78	\$	668,000	\$	59,879,939
PH	ARIZONA	AZ15999-1902	CRIT WTP Controls & Backup Power	2	79	\$	140,600	\$	60,020,539
PH	ARIZONA	AZ09974-0502*	Mishongnovi - Peach Ln W/S Ext	5	80	\$	1,040,000	\$	61,060,539
PH	ARIZONA	AZ03126-0103	UVM Additional Water Supply	2	81	\$	689,000	\$	61,749,539
PH	ARIZONA	AZ09976-0701	Kykotsmovi Source Water Assessment	2	82	\$	939,000	\$	62,688,539
PH	ARIZONA	AZ09981-0102	Sipaulovi Pump House	2	83	\$	165,000	\$	62,853,539
PH	ARIZONA	AZ05073-0405	Bylas Tank 2 and 4 Rehab	2	84	\$	584,000	\$	63,437,539
PH	ARIZONA	AZ13262-0103	Camp Verde Water Improvements	2	85	\$	105,000	\$	63,542,539
PH	NEVADA	NV11623-1101	Walker River Water Metering	2	86	\$	1,025,100	\$	64,567,639
PH	ARIZONA	AZ07132-1301*	Salt River Sewer Service and Septic Abandonment	1	87	\$	222,000	\$	64,789,639
PH	ARIZONA	AZ04963-0401	CARRIZO - New Community Well	2	88	\$	166,000	\$	64,955,639
PH	ARIZONA	AZ03126-0301	UVM Water Distribution Replacement	2	89	\$	382,000	\$	65,337,639

Indian Health Service
2017 Annual Report of Sanitation Deficiency Levels

PH	ARIZONA	AZ08039-1009	Ft Mohave Effluent Disposal System	2	90	\$	102,220	\$	65,439,859
PH	ARIZONA	AZ08039-1502*	Ft Mojave Storage Tank Cleaning	1	91	\$	5,740	\$	65,445,599
PH	ARIZONA	AZ07117-0601*	FYMN - Retention Basin/Percolation Pond	1	92	\$	1,099,000	\$	66,544,599
PH	ARIZONA	AZ03126-0102	Lower Moencopi Spring System Upgrades	2	93	\$	235,000	\$	66,779,599
PH	ARIZONA	AZ09971-0401	Keams Canyon Water Tank Painting And Repairs	2	94	\$	117,200	\$	66,896,799
PH	ARIZONA	AZ09983-1501*	Shung Water and Sewer (Line X) Extension	5	95	\$	277,000	\$	67,173,799
PH	ARIZONA	AZ05073-0403	Bylas WST 3 Replacement	2	96	\$	682,000	\$	67,855,799
PH	NEVADA	NV07999-0801	Fort McDermitt Lower System Water Storage Tank Replacement	2	97	\$	604,425	\$	68,460,224
PH	ARIZONA	AZ08039-1601	Ft. Mohave - Water Meter Automated Reading	2	98	\$	56,265	\$	68,516,489
PH	ARIZONA	AZ08039-1701	Mesquite Creek Well Restart	2	99	\$	27,000	\$	68,543,489
PH	UTAH	UT23031-1401	Skull Valley Generator	2	100	\$	45,833	\$	68,589,322
PH	NEVADA	NV01526-0601	FALLON - Water Meters	2	101	\$	627,261	\$	69,216,583
PH	ARIZONA	AZ09999-1001*	Hopi Bacavi and Hotevilla WST Rehab	1	102	\$	446,000	\$	69,662,583
PH	ARIZONA	AZ15999-1901	CRIT Backwash Lagoon Lining	2	103	\$	92,000	\$	69,754,583
PH	ARIZONA	AZ08155-0201*	Kaibab and Juniper Estates Loop	1	104	\$	146,000	\$	69,900,583
PH	UTAH	UT24999-0702	Yellowstone Sewer System Phase 2	3	105	\$	136,000	\$	70,036,583
PH	UTAH	UT24704-0001	U&O BIA Tank Distribution Line	2	106	\$	330,460	\$	70,367,043
PH	ARIZONA	AZ04044-0501	CEDAR CREEK- CL2 Booster Station	2	107	\$	154,000	\$	70,521,043
PH	ARIZONA	AZ09983-0803*	Shung Hwy 264 Water & Sewer	5	108	\$	4,761,000	\$	75,282,043
PH	ARIZONA	AZ09990-3301	WHITERIVER - Canyon Day Sewer Upgd	2	109	\$	164,000	\$	75,446,043
PH	ARIZONA	AZ04064-0501	Rez-wide Tank Rehab.	2	110	\$	707,000	\$	76,153,043
PH	ARIZONA	AZ09964-1501	CIBECUE-Pumphouse Replacement	2	111	\$	322,283	\$	76,475,326
PH	ARIZONA	AZ09964-1701	CIBECUE - Tank Rehabs	2	112	\$	243,000	\$	76,718,326
PH	ARIZONA	AZ09990-3101	WHITERIVER - Green Tank Rehab**	2	113	\$	250,000	\$	76,968,326
PH	ARIZONA	AZ09990-5301	WHITERIVER - Tank Rehabs Phase II	2	114	\$	356,000	\$	77,324,326
PH	ARIZONA	AZ03033-0203	SUPAI - Distribution Upgrades	2	115	\$	799,000	\$	78,123,326
PH	ARIZONA	AZ09980-0203	Polacca Water System Upgrades	2	116	\$	26,000	\$	78,149,326
PH	UTAH	UT23031-1411*	Skull Valley 2nd Water Source	2	117	\$	707,500	\$	78,856,826
PH	ARIZONA	AZ04048-0701	Trailer Mounted Emergency Generators and Fence Repair	2	118	\$	108,490	\$	78,965,316
PH	ARIZONA	AZ04064-0901	Church Well Rehab	2	119	\$	155,845	\$	79,121,161
PH	ARIZONA	AZ04048-0501	Dripping Springs Water Outage Mitigation	2	120	\$	433,000	\$	79,554,161
PH	CALIFORNIA	CA26417-0301	Benton Individual Water Meters	2	121	\$	162,000	\$	79,716,161
PH	NEVADA	NV12632-0101*	Yomba Water System Improvements	2	122	\$	1,236,118	\$	80,952,279
PH	ARIZONA	AZ04047-0301	Skill Center Well #2	2	123	\$	331,712	\$	81,283,991
PH	ARIZONA	AZ15999-2501	CRIT Aqueduct - Study	2	124	\$	44,000	\$	81,327,991
PH	ARIZONA	AZ04065-0301	7-Mile Water Storage Tank Rehab	2	125	\$	306,000	\$	81,633,991
PH	ARIZONA	AZ08039-1201	Ft. Mojave CA Vill Sewer Serv Rplc	2	126	\$	183,500	\$	81,817,491
PH	ARIZONA	AZ09990-5601	WHITERIVER-Canyon Day WM Rep	2	127	\$	229,000	\$	82,046,491
PH	ARIZONA	AZ09974-0101*	Mishongovi (Rt 17) Water/Sewer	5	128	\$	1,351,000	\$	83,397,491
PH	ARIZONA	AZ09976-0401*	Kykotsmovi Northside Homes	2	129	\$	538,999	\$	83,936,490
PH	ARIZONA	AZ05073-0404	Bylas-PH 2 AC Water Main Replacem	2	130	\$	615,000	\$	84,551,490
PH	ARIZONA	AZ15999-1401	CRIT 1st/2nd Avenue Sewer Extension	2	131	\$	576,000	\$	85,127,490
PH	ARIZONA	AZ09990-2601*	WHITERIVER - Tank Rehabs Phase I	1	132	\$	497,000	\$	85,624,490
PH	ARIZONA	AZ04047-0101	Skill Ctr. Lagoon Improvement	2	133	\$	378,148	\$	86,002,638
PH	ARIZONA	AZ09990-3401	WHITERIVER - Canyon Day Water Upgd	2	134	\$	206,000	\$	86,208,638
PH	ARIZONA	AZ15285-3501	CRIT --Treatment distribution & storage	2	135	\$	66,500	\$	86,275,138
PH	ARIZONA	AZ04067-0201	Upper Peridot Water Transmission Main	2	136	\$	412,788	\$	86,687,926

Indian Health Service
2017 Annual Report of Sanitation Deficiency Levels

PH	ARIZONA	AZ09971-0102	Keams Canyon HAMP Connection*	2	137	\$	925,000	\$	87,612,926
PH	ARIZONA	AZ09990-1401	WHITERIVER - Turkey Creek Sewer Ext	2	138	\$	514,000	\$	88,126,926
PH	ARIZONA	AZ04048-1001*	RWL to Dripping Springs	2	139	\$	755,784	\$	88,882,710
PH	ARIZONA	AZ07117-0501	FYMN - Yavapai Rd Sewer	2	140	\$	478,000	\$	89,360,710
PH	ARIZONA	AZ15999-0401*	CRIT Riverbend Sewer System	3	141	\$	331,000	\$	89,691,710
PH	ARIZONA	AZ09970-0301	Hotevilla East Sewer	3	142	\$	309,000	\$	90,000,710
PH	ARIZONA	AZ03033-0502*	SUPAI - Solid Waste Cable Network Construction	3	143	\$	11,900,400	\$	101,901,110
PH	ARIZONA	AZ01999-1001*	APACHE CO. - Amos Ranch Water	1	144	\$	52,000	\$	101,953,110
PH	ARIZONA	AZ04062-0701	Upper Bush Tank	2	145	\$	541,000	\$	102,494,110
PH	ARIZONA	AZ04044-0303*	CEDAR CREEK - Additional Water System Replacement	2	146	\$	677,000	\$	103,171,110
PH	ARIZONA	AZ07117-0701*	FYMN - AC Water Line Replacement	2	147	\$	1,227,000	\$	104,398,110
PH	UTAH	UT24999-0201*	U&O Randlett Sewer Lagoon	2	148	\$	912,960	\$	105,311,070
PH	ARIZONA	AZ04048-0502	Dripping Springs Phase II Dedicated Fill to WST	2	149	\$	377,000	\$	105,688,070
PH	UTAH	UT24674-1501*	U&O Whiterocks 4-inch Sewer Main Upgrade	2	150	\$	111,000	\$	105,799,070
PH	NEVADA	NV04560-0401*	Chinatown Road Waterline Extension	2	151	\$	6,277,000	\$	112,076,070
PH	UTAH	UT24999-0108	U&O Ouray Water Storage	2	152	\$	103,230	\$	112,179,300
PH	UTAH	UT24674-1503*	U&O Sunshine Acres Lagoon	2	153	\$	560,000	\$	112,739,300
PH	ARIZONA	AZ04054-0503*	Tonto Apache New 8-inch Water Distribution Main	1	154	\$	1,066,000	\$	113,805,300

**Indian Health Service
2017 Annual Report of Sanitation Deficiency Levels**

IHS Area: Portland (PO)

Area	State	Project No.	Project Name	Project DL	Area Priority	Project Cost	Cumulative Project Cost
PO	IDAHO	ID06041-1301	FT Hall - 2018 SDS Individual Homes	4	1	\$ 71,462	\$ 71,462
PO	WASHINGTON	WA18477-0301	SUQUAMISH RICHARD BELMONT STDF	4	2	\$ 18,400	\$ 89,862
PO	WASHINGTON	WA29684-1701	SWINOMISH - AC Sewer Main Replacement	2	3	\$ 405,263	\$ 495,125
PO	WASHINGTON	WA14412-2401	CHEHALIS - Individual Well and Pressure System	4	4	\$ 48,000	\$ 543,125
PO	OREGON	OR21302-0701	Siletz - Lift Station Rehabilitation	3	5	\$ 175,000	\$ 718,125
PO	WASHINGTON	WA16433-0505	QUINAULT - QUEETS SEWER TREAT, PH II	4	6	\$ 2,387,500	\$ 3,105,625
PO	WASHINGTON	WA18480-1401	PORT GAMBLE Community Water Source Improvements	2	7	\$ 134,100	\$ 3,239,725
PO	OREGON	OR30289-1601	CTUIR-Mission CWS Control System Upgrades	2	8	\$ 29,544	\$ 3,269,269
PO	WASHINGTON	WA16431-0901	HOH - WATER SYSTEM BACKUP GENERATOR	2	9	\$ 68,000	\$ 3,337,269
PO	WASHINGTON	WA37225-1601	UPPER SKAGIT - Standpipe Outlet Improvements	2	10	\$ 147,650	\$ 3,484,919
PO	WASHINGTON	WA25621-0601	SHOALWATER - Elm St. LOSS Effluent Disposal	3	11	\$ 282,353	\$ 3,767,272
PO	WASHINGTON	WA25621-0602	Mechele Johnson Individual Well and Septic System	3	12	\$ 71,000	\$ 3,838,272
PO	OREGON	OR30289-1301	CTUIR-Mission Rd Water Main Ext	2	13	\$ 1,398,220	\$ 5,236,492
PO	WASHINGTON	WA05344-0905	MAKAH - 200-LINE SEWER TRUNK MAIN	2	14	\$ 1,613,640	\$ 6,850,132
PO	WASHINGTON	WA39858-1502	YAKAMA - White Swan Lagoon Renovation	3	15	\$ 931,653	\$ 7,781,785
PO	IDAHO	ID06041-1001	FT HALL Wastewater Lagoon Improvements	2	16	\$ 109,000	\$ 7,890,785
PO	WASHINGTON	WA20904-1701	YAKAMA-Georgeville Wastewater System Improvements	3	17	\$ 385,000	\$ 8,275,785
PO	WASHINGTON	WA05999-0201	JAMESTOWN - JAMESTOWN BEACH CWS	2	18	\$ 143,000	\$ 8,418,785
PO	WASHINGTON	WA14412-0801	CHEHALIS - Starrville/Young Water Improvements	2	19	\$ 16,500	\$ 8,435,285
PO	WASHINGTON	WA05344-0105	MAKAH - PERMANENT WATER SOURCE	3	20	\$ 12,882,508	\$ 21,317,793
PO	WASHINGTON	WA33999-1601	SPOKANE - Reservation Wide Water System Contr	2	21	\$ 1,177,952	\$ 22,495,745
PO	WASHINGTON	WA14412-2301	CHEHALIS - Tahown Sewer Improvements	2	22	\$ 8,000	\$ 22,503,745
PO	IDAHO	ID06041-1201	FT Hall - Sheepskin Lift Station & Old Housing and Main Interceptor Sewer Main Replacement	2	23	\$ 1,041,142	\$ 23,544,887
PO	WASHINGTON	WA33770-1001	SPOKANE - Wellpinit Hydrant Project	2	24	\$ 132,311	\$ 23,677,198
PO	WASHINGTON	WA23563-0901	SKOKOMISH CWS Pressure Improvements	2	25	\$ 878,940	\$ 24,556,138
PO	WASHINGTON	WA05344-0201	MAKAH - WATERMAIN REPLACEMENT	2	26	\$ 4,296,525	\$ 28,852,663
PO	OREGON	OR16265-1201	WS - Dry Creek Water Treatment Plant Replacement	3	27	\$ 18,030,000	\$ 46,882,663
PO	WASHINGTON	WA05344-0302	MAKAH - LANDFILL CLOSURE	3	28	\$ 2,475,000	\$ 49,357,663
PO	OREGON	OR16265-1301	WS - Metering Project	2	29	\$ 2,100,000	\$ 51,457,663

**Indian Health Service
2017 Annual Report of Sanitation Deficiency Levels**

IHS Area: Tucson (TU)

Area	State	Project No.	Project Name	Project DL	Area Priority	Project Cost	Cumulative Project Cost
TU	ARIZONA	AZ10999-3801	CHARCO 27 & SAN XAVIER OPEN DUMP CLOSURES	3	1	\$ 63,000	\$ 63,000
TU	ARIZONA	AZ10065-0801	SAN XAVIER WEST URANIUM	3	2	\$ 619,000	\$ 682,000
TU	ARIZONA	AZ10999-3402	MODULAR BATHROOM-WATER & SEWER-GROUP 2-(SITES 26-38)	5	3	\$ 507,000	\$ 1,189,000
TU	ARIZONA	AZ10065-0901	SAN XAVIER WEST SEWER UPGRADES (TRUST LAND)	2	4	\$ 266,300	\$ 1,455,300
TU	ARIZONA	AZ10080-0301*	VENTANA WATERMAIN EXTENSION	4	5	\$ 90,000	\$ 1,545,300
TU	ARIZONA	AZ10999-0601	TANK REPAIR/SEALING/CLEANING	2	6	\$ 556,400	\$ 2,101,700
TU	ARIZONA	AZ10999-1101	WELL HEAD ASSEMBLIES	2	7	\$ 331,700	\$ 2,433,400
TU	ARIZONA	AZ10067-0801	SELLS WATERMAIN LOOP DOWNTOWN	2	8	\$ 42,900	\$ 2,476,300
TU	ARIZONA	AZ10067-1201	SELLS HOSPITAL TANK REPLACEMENT	2	9	\$ 296,000	\$ 2,772,300
TU	ARIZONA	AZ10067-1401	SELLS MANHOLE REHAB	2	10	\$ 230,700	\$ 3,003,000
TU	ARIZONA	AZ10999-3701	PISINEMO/QUEENS WELL LAGOON LINER REPLACEMENT	2	11	\$ 404,000	\$ 3,407,000
TU	ARIZONA	AZ10067-1601	SELLS TOPAWA ROAD WATER SYSTEM IMPROVEMENTS	3	12	\$ 632,700	\$ 4,039,700
TU	ARIZONA	AZ10076-0401	TOPAWA WATER MAIN UPGRADES	2	13	\$ 766,800	\$ 4,806,500
TU	ARIZONA	AZ10999-3403	MODULAR BATHROOM-WATER & SEWER-GROUP 2-(SITES 39-50)	5	14	\$ 467,000	\$ 5,273,500
TU	ARIZONA	AZ10999-3601	MODULAR BATHROOM-WATER & SEWER-GROUP 3	5	15	\$ 1,156,000	\$ 6,429,500
TU	ARIZONA	AZ10008-0501*	MENEGER'S DAM NORTH WATER EXTENSION	4	16	\$ 200,000	\$ 6,629,500
TU	ARIZONA	AZ10072-0001*	ST. JAMES RANCH WATER & SEWER	5	17	\$ 826,000	\$ 7,455,500
TU	ARIZONA	AZ10009-0401	LITTLE TUCSON MAIN REPLACEMENTS	3	18	\$ 621,300	\$ 8,076,800
TU	ARIZONA	AZ10999-2701	EMERGENCY GENERATORS	2	19	\$ 428,400	\$ 8,505,200
TU	ARIZONA	AZ10019-0201	FRESNAL VILLAGE WELL SITE UPGRADES	2	20	\$ 233,000	\$ 8,738,200
TU	ARIZONA	AZ10014-0201	PISINEMO - WATER UPGRADE	2	21	\$ 483,500	\$ 9,221,700
TU	ARIZONA	AZ10067-0401	SELLS 2-INCH GALVANIZED WATERMAIN REPLACEMENT	3	22	\$ 85,000	\$ 9,306,700
TU	ARIZONA	AZ10030-0401	COWLIC WELL CONSTRUCTION	2	23	\$ 423,300	\$ 9,730,000
TU	ARIZONA	AZ10999-3201	SIL NAKYA & UCW LIFT STATION RENOVATIONS	2	24	\$ 364,900	\$ 10,094,900
TU	ARIZONA	AZ10021-0002*	FRESNAL CANYON WATER & SEWER	5	25	\$ 667,000	\$ 10,761,900
TU	ARIZONA	AZ10044-0001	TORO'S RANCH (KOTS KUG) WATER IMPROVEMENTS	4	26	\$ 109,000	\$ 10,870,900
TU	ARIZONA	AZ11085-0401	CHUICHU WATER AC REPLACEMENT	2	27	\$ 952,500	\$ 11,823,400
TU	ARIZONA	AZ10055-0201	PIA OIK WATER UPGRADES	2	28	\$ 80,600	\$ 11,904,000
TU	ARIZONA	AZ10024-0401	DIRTBURN/KUPK ARSENIC & URANIUM TREATMENT	3	29	\$ 28,000	\$ 11,932,000
TU	ARIZONA	AZ11086-0301	COCKLEBURR WATERMAIN UPGRADE	2	30	\$ 174,900	\$ 12,106,900
TU	ARIZONA	AZ07001-0301	KAKA WATERMAIN UPGRADE	2	31	\$ 174,000	\$ 12,280,900
TU	ARIZONA	AZ07137-0401	SAN LUCY LAGOON/SEWER SYSTEM RENOVATIONS	2	32	\$ 621,800	\$ 12,902,700
TU	ARIZONA	AZ11088-0002*	JACKRABBIT WATER REPLACEMENT	3	33	\$ 288,000	\$ 13,190,700
TU	ARIZONA	AZ10026-0201	COLD FIELDS WATER MAIN UPGRADES	2	34	\$ 349,000	\$ 13,539,700
TU	ARIZONA	AZ11085-0102	CHUICHU - WATER STORAGE TANK	2	35	\$ 667,400	\$ 14,207,100
TU	ARIZONA	AZ10052-0301*	TECOLOTE WATER IMPROVEMENTS	4	36	\$ 63,000	\$ 14,270,100
TU	ARIZONA	AZ10052-0901*	OAKUM KUK ARSENIC REGIONALIZATION	3	37	\$ 201,700	\$ 14,471,800
TU	ARIZONA	AZ10063-0201	SAN SIMON TANK REHAB	2	38	\$ 333,800	\$ 14,805,600
TU	ARIZONA	AZ10007-0401*	AK CHIN WATER UPGRADES	2	39	\$ 219,000	\$ 15,024,600
TU	ARIZONA	AZ10015-0201*	BIG FIELDS WATER MAIN UPGRADE	2	40	\$ 121,900	\$ 15,146,500
TU	ARIZONA	AZ10022-0201*	CHOU LIC WATER	2	41	\$ 557,000	\$ 15,703,500
TU	ARIZONA	AZ10024-0102*	DIRTBURN/KUPK WATERLINE REPLACEMENT	2	42	\$ 592,400	\$ 16,295,900

**Indian Health Service
2017 Annual Report of Sanitation Deficiency Levels**

TU	ARIZONA	AZ10035-0303*	SCHUCHULIGK 2ND WELL CONSTRUCTION	2	43	\$	437,400	\$	16,733,300
TU	ARIZONA	AZ11088-0301*	JACKRABBIT WATER TANK	2	44	\$	328,000	\$	17,061,300
TU	ARIZONA	AZ10046-0201*	RINCON WATER MAIN UPGRADES	2	45	\$	101,000	\$	17,162,300
TU	ARIZONA	AZ10049-0501*	NEW FIELDS WATERMAIN UPGRADES	2	46	\$	619,100	\$	17,781,400
TU	ARIZONA	AZ10053-0201*	PAN TAK 2ND WELL CONSTRUCTION	2	47	\$	352,900	\$	18,134,300
TU	ARIZONA	AZ10999-0401*	COMMUNITY COMPOSITE AS-BUILTS	1	48	\$	2,145,000	\$	20,279,300
TU	ARIZONA	AZ10018-0301*	CHARCO 27 REGIONALIZATION (NITRATE REMEDIATION)	2	49	\$	2,646,000	\$	22,925,300
TU	ARIZONA	AZ11085-0201*	CHUICHU-COMMUNITY SEWER SYSTEM	2	50	\$	2,566,900	\$	25,492,200