



**Annual Report
To the Congress of the United States
On Sanitation Deficiency Levels
for Indian Homes and Communities**

Fiscal Year 2015



**Indian Health Service
Office of Environmental Health and Engineering
Division of Sanitation Facilities Construction**



**In accordance with
The Indian Health Care Improvement Act
P.L. 94-437, as amended
25 U.S.C. § 1632(g)**

Mission

The mission of the Indian Health Service (IHS) is to raise the physical, mental, social, and spiritual health of American Indians and Alaska Natives to the highest level. To carry out this mission, the IHS provides comprehensive primary health care and disease prevention services. The Sanitation Facilities Construction (SFC) Program is the environmental engineering component of the IHS health delivery system. To support the IHS mission, the SFC Program provides technical and financial assistance to American Indian Tribes and Alaska Native villages for the cooperative development and construction of safe drinking water supply, sewage and solid waste disposal facilities, and related support facilities.

**Annual Report
To the Congress of the United States
On Sanitation Deficiency Levels for Indian Homes and Communities**

Fiscal Year 2015

Table of Contents

I. Purpose	2
II. Background	2
III. Key Definitions	3
IV. Methodology	4
V. Results	6
VI. Appendix	10

I. Purpose

The purpose of this report is to satisfy the requirements for Sanitation Facilities Construction (SFC) Program reporting under section 302 of the Indian Health Care Improvement Act (IHCIA), codified as amended at 25 U.S.C. § 1632(g), excerpted below:

(g) Annual report; sanitation deficiency levels

(1) The Secretary shall submit to the President, for inclusion in each report required to be transmitted to the Congress under section 1671 of this title, a report which sets forth—

- (A) the current Indian sanitation facility priority system of the Service;*
- (B) the methodology for determining sanitation deficiencies;*
- (C) the level of sanitation deficiency for each sanitation facilities project of each Indian tribe or community;*
- (D) the amount of funds necessary to raise all Indian tribes and communities to a level I sanitation deficiency; and*
- (E) the amount of funds necessary to raise all Indian tribes and communities to zero sanitation deficiency.*

The information in this report to Congress is used by the Indian Health Service (IHS) to establish budgetary funding requests and to allocate funding resources received. Additionally, the United States (U.S.) Environmental Protection Agency (EPA), the U.S. Department of Agriculture Rural Development, and the U.S. Department of the Interior Bureau of Reclamation utilize the information contained in this report to aid in the implementation of their programs that support Tribal water, sewer and solid waste infrastructure.

II. Background

The Indian Sanitation Facilities Act (Public Law (P.L.) 86-121), codified at 42 U.S.C. § 2004a, provides the SFC Program the authority to deliver essential water supply, sewage, and solid waste disposal facilities for American Indian and Alaska Native (AI/AN) homes and communities. The IHS SFC Program is the lead Federal agency for the provision of these facilities and services. Sanitation facilities are provided at the request of federally recognized Tribes, Bands, Villages, and/or groups (Tribes) for homes owned and occupied by American Indians and Alaska Natives who are eligible for assistance.

Water, sewer and solid waste sanitation deficiencies included in this report are identified solely for Indian Tribes and communities. Deficiencies for commercial and industrial facilities and non-Indian homes cannot be addressed by the IHS under P.L. 86-121 and are not included in this report. In addition, municipalities and communities organized under the laws of a state are not typically considered Indian communities, even though there may be eligible AI/AN people living there. The provision of community-type sanitation facilities for such non-Indian communities is generally considered the responsibility of the non-Indian municipality or community, and the needs are not identified by the IHS as sanitation deficiencies.

III. Key Definitions

The following are key definitions used by the IHS when identifying and reporting on sanitation deficiencies:

Sanitation Deficiency is defined as a need arising from existing water, sewer, or solid waste infrastructure (or the lack thereof) that creates or may result in exposure to environmental conditions that can negatively impact public health. IHS staff works closely with Tribal officials to identify sanitation deficiencies and develop projects to address them. For reporting purposes, projects are quantified in terms of the number of projects or project phases, their estimated costs, and the number of homes requiring different types of assistance (water, sewer, solid waste, and operations and maintenance (O&M) equipment and training).

Adequate or Adequacy implies that the sanitation facilities serving an AI/AN home comply with all applicable Federal, State, and local health and environmental laws and regulations and good public health practices. Adequacy also implies that AI/AN homes have piped indoor water and sewer facilities.

Feasible or feasibility implies the economic practicality of constructing the project. Projects that are determined to be economically infeasible are reported as part of the Total Database need, but are not eligible for funding.

Health Impact represents the potential for occurrence of a disease or other adverse human health effect directly attributable to the failure or lack of water, sewer, or solid waste facilities. A health hazard is a water, sewer, or solid waste condition that could adversely impact human health. Health impacts and health hazards can vary for different deficiency levels.

Deficiency Level is a numeric categorization of the magnitude of the sanitation deficiency of the facilities in question. The numeric categories are provided under section 302 of the Indian Health Care Improvement Act, codified as amended at 25 U.S.C. § 1632(g)(4), as follows:

Level I: An Indian tribe or community with a sanitation system which complies with all applicable water supply and pollution control laws, <u>and</u> in which the deficiencies relate to routine replacement, repair, or maintenance needs.
Level II: An Indian tribe or community with a sanitation system which complies with all applicable water supply and pollution control laws, <u>and</u> in which the deficiencies relate to capital improvements that are necessary to improve the facilities in order to meet the needs of such tribe or community for domestic sanitation facilities.
Level III: An Indian tribe or community with a sanitation system which has an inadequate or partial water supply and a sewage disposal facility that does not comply with applicable water supply and pollution control laws, <u>or</u> that has no solid waste disposal facility.
Level IV: An Indian tribe or community with a sanitation system which lacks either a safe water supply system or a sewage disposal system.
Level V: An Indian tribe or community that lacks a safe water supply and a sewage disposal system.

IV. Methodology

IHS field-level staff work collaboratively with Tribes to identify sanitation deficiencies and plan and develop projects to address those deficiencies. IHS field-level staff are ideally positioned to complete this work because of their technical training and the relationships they build with the Tribal communities they serve. Methods for identifying sanitation deficiencies include the following:

- Field visits by engineers, environmental health officers, community health representatives, nurses, or by other IHS or Tribal health staff;
- Sanitary surveys;
- Community environmental health profiles;
- Tribal master plans for development;
- Feasibility studies; and
- Geographic Information System (GIS) databases.

Projects are developed and planned to correct the identified deficiencies. Each IHS Area incorporates Tribal and community preferences as appropriate when identifying deficiencies and developing projects. Project planning includes the following activities:

1. Identifying AI/AN homes with sanitation deficiencies;
2. Considering applicable laws and regulations (e.g., Safe Drinking Water Act, Clean Water Act, Resource Conservation and Recovery Act, etc.);
3. Selecting the category and type of facilities needed (water, sewer, solid waste disposal, O&M development) and evaluating alternatives;
4. Identifying and mitigating risks to project implementation, such as those associated with technical design, rights-of-way, and environmental concerns;
5. Reviewing O&M considerations; and
6. Developing an engineering cost estimate (within 10 percent for high-priority projects and within 25 percent for other projects).

IHS staff, in collaboration with Tribes, establish a project's deficiency level (DL) by assessing the lack of, or condition of, existing sanitation facilities serving AI/AN homes. Projects may address a variety of sanitation deficiencies within a particular Tribal community. Each proposed project or project phase will not necessarily bring all of the facilities for a Tribe or community to Level 1 deficiency or better. However, the combination of all projects for a particular community will bring that community to DL 1 or better.

Developed projects are entered into the IHS Sanitation Deficiency System (SDS), a database shared by all 12 IHS Areas, where each IHS Area rank/orders the proposed projects according to a shared methodology. Under this methodology, points are assigned for each of the following categories:

1. **Health Impact** (0 to 30 points) - Represents the potential for occurrence of a disease or other adverse human health effect directly attributable to the failure of (or lack of) water, sewer or solid waste disposal facilities.
2. **Project Deficiency Level** (0 to 18 points) - Reflects the deficiency level of facilities to be replaced or modified by the proposed project, as defined in section 302 of the Indian Health Care Improvement Act, codified as amended at 25 U.S.C. § 1632(g)(4).
3. **Adequate Previous Service** (0 to 4 points) – Allows for prioritizing projects that serve communities that have not previously been provided adequate water and sewage facilities through Federal sources (optional category per the Area’s guidelines).
4. **Capital Cost** (-20 to 16 points) – Reflects the relative cost per home served by the project compared to similar projects in the Area. Projects with a lower cost per home served receive a higher priority.
5. **O&M Capability** (0 to 16 points) – Reflects the probability that adequate operation and maintenance of the facilities that will be provided through the project.
6. **Contributions** (0 to 8 points) – Allows for prioritization of projects that leverage funding contributions from non-IHS sources (optional category per the Area’s guidelines).
7. **Local Tribal Priority** (0 to 16 points) – Reflects the Tribe's documented priorities for their preferred projects.
8. **Local Conditions Factor** (-15 to 0 points) – Allows for adjustment of the project’s overall score to compensate for unusual circumstances, such as project sequencing needs and the status of project planning (documentation by the IHS Area is required).

Each IHS Area considers a range of factors in establishing the point values assigned for each category. National guidelines have been developed to help ensure consistent project scoring. Included in these guidelines are detailed instructions on assigning deficiency levels. The SDS was developed with the intention of identifying and reporting the projects required to raise all AI/AN homes and communities to a Level 1 sanitation deficiency (adequate water supply, sanitary sewage, and solid waste disposal facilities) or better as required by the IHClA.

On an annual basis, the 12 IHS Area Offices update the project data that describe their identified sanitation facility needs, prioritize the resulting project list, and submit that data to IHS Headquarters for review and compilation. That data forms the basis for this report.

V. Results

The results of the SDS methodology described in the previous section are summarized below. At the end of fiscal year (FY) 2015, there were 398,762 AI/AN homes included in the IHS data system. Figure 1 is a scaled graphic representation of the 190,697 AI/AN homes identified as needing some form of sanitation facility improvement (classified as DL 2, 3, 4, or 5) represented by the area of *Circle A*. The area of *Circle B* represents the 144,706 AI/AN homes without access to adequate sanitation facilities (DL 3, 4, or 5). While the area of *Circle C* represents the 26,018 AI/AN homes without access to a safe water supply system and/or sewage disposal system (DL 4 and 5). Figure 2 breaks down these same home counts by IHS Area and Deficiency Level.

Figure 1. Universe of AI/AN Homes Requiring Sanitation Facility Improvements

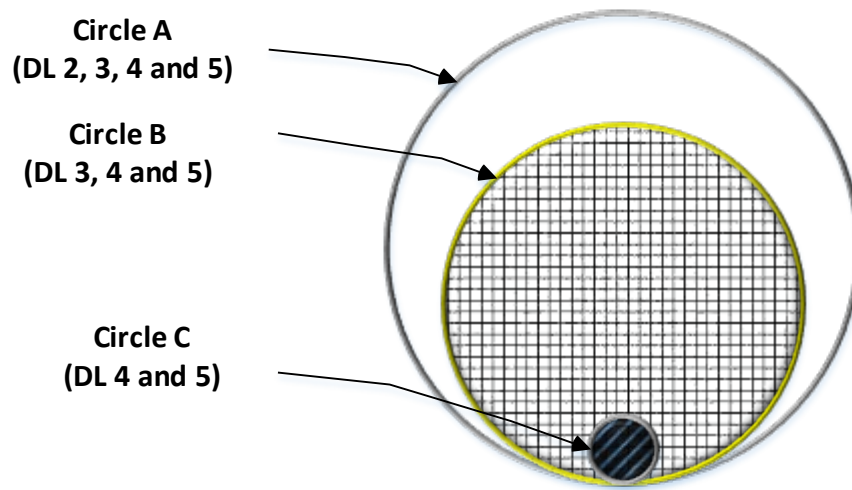
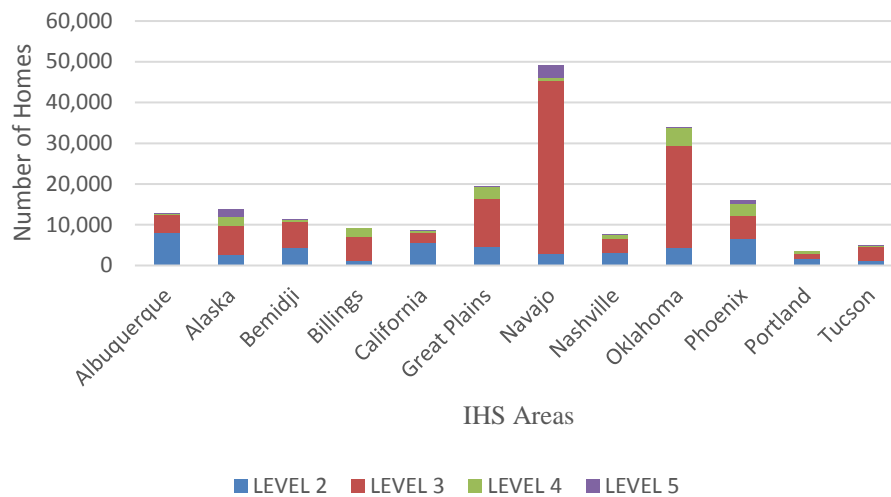


Figure 2. Number of AI/AN Homes Requiring Sanitation Facility Improvements by IHS Area



The IHS SFC Program has compiled two estimates of the costs to address sanitation deficiencies at these homes:

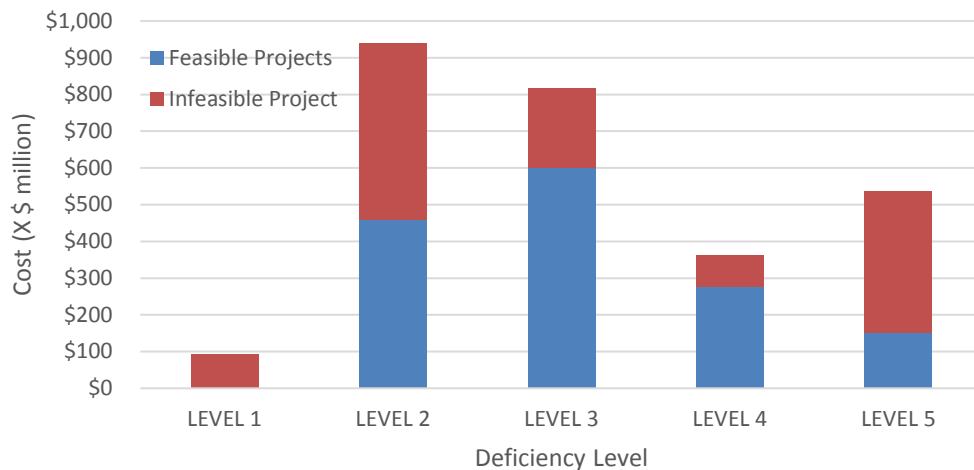
- 1) The Total Database Estimate includes all projects listed in the SDS without regard to economic feasibility; and
- 2) The Feasible Project Cost Estimate, a subset of the Total Database Estimate, which includes only those projects considered economically feasible.

The appendix to this report contains the priority order listing by IHS Area of all projects in the total database. Projects that are not economically feasible have been indicated as such in this listing.

Capital costs, O&M costs, and O&M capability are evaluated as part of project planning and the priority scoring process. The feasible project cost estimate forms the basis for the IHS Funding Plan, which is used for developing budget requests and for allocating appropriated funds to the 12 IHS Areas.

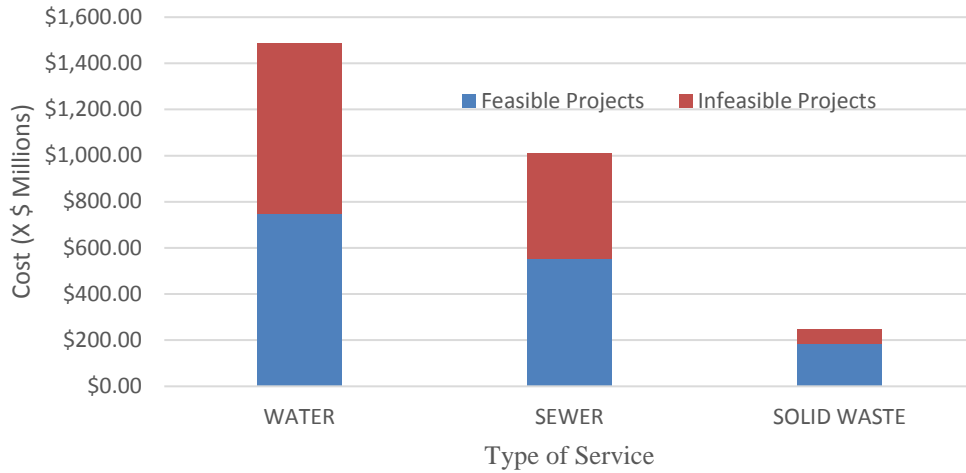
Projects with high capital costs on a per-home served basis are considered infeasible and are not considered in allocating appropriated funds to the Areas by IHS Headquarters. All projects are re-evaluated annually to determine whether the costs and priority scoring factors have changed. In FY 2015, the total database of Agency-identified sanitation deficiencies included 2,878 projects. Of this total, 2,224 projects were feasible and 654 were infeasible. Below displays the project cost information summarized by deficiency level (Figure 3) and type of service (Figure 4).

Figure 3. Estimated Cost to Address Sanitation Deficiencies by Deficiency Level (FY 2015)



Note: Total Database Cost = (Feasible Project Cost) + (Infeasible Project Cost)

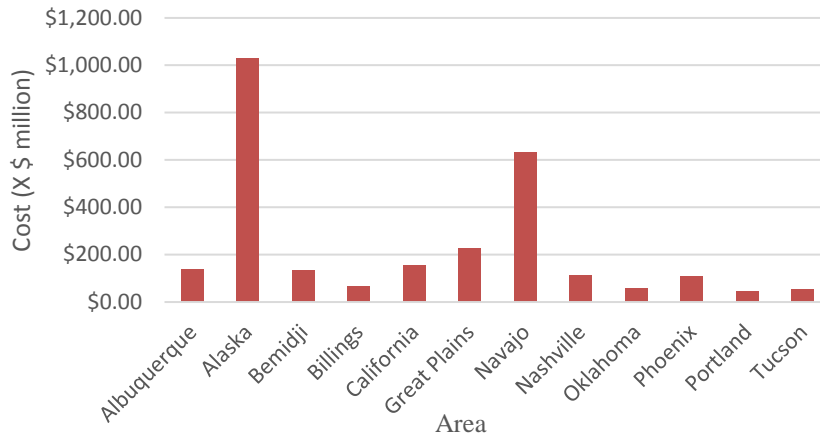
Figure 4. Estimated Cost to Address Sanitation Deficiencies by Type of Service



Note: Total Database Cost = (Feasible Project Cost) + (Infeasible Project Cost)

At the end of FY 2015, the Total Database Cost to raise all Indian Tribes and communities to the Deficiency Level 1 classification was in excess of \$2.66 billion. Figure 5 shows the Total Database Cost broken down by IHS Area.

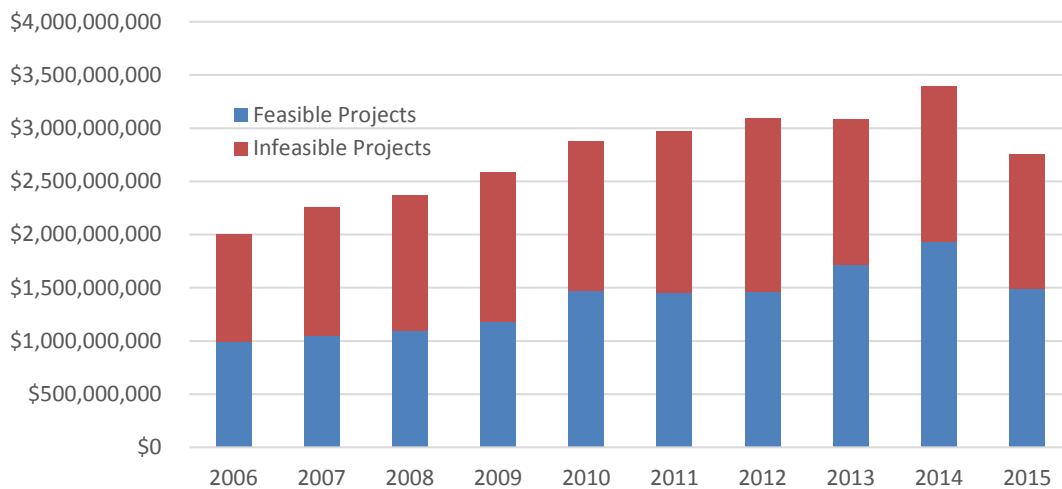
Figure 5: Total Database Cost to Raise Indian Tribes and Communities to a Deficiency Level 1



At the end of FY 2015, the SDS data reflected that an additional \$0.094 billion would be required to raise all Indian Tribes and communities from a DL 1 to a DL 0. The DL 0 indicates that sanitation facilities are adequate, and all routine maintenance needs have been addressed. However, given the limited IHS program staffing resources available to capture sanitation facilities needs, plan/design projects, oversee construction, and provide technical assistance with operations and maintenance, this estimate is understated. The SFC Program is currently undertaking an effort to estimate through an alternative method for the O&M cost needs.

Costs for providing piped water and sewer facilities to AI/AN homes located in remote locations with harsh climates and unusual subsurface conditions are extremely high. The SFC Program recognizes that piped water and sewer projects for these homes are not currently economically feasible, and while these piped water and sewer projects are included in the Total Database Estimate, they are not included in the IHS Feasible Project Cost Estimate. At the end of FY 2015, the Feasible Project Cost Estimate was \$1.49 billion. A summary of costs for FYs 2006 – 2015 is provided in Figure 6 below:

Figure 6: 10-Year SDS Project Cost Estimates FY 2006 through FY 2015



Note: Total Database Cost = (Feasible Project Cost) + (Infeasible Project Cost)

The IHS may still support the planning, design, and construction of projects that are infeasible, typically as a result of funding contributions from other Federal agencies and/or Tribal sources. The SFC Program has provided and will continue to provide eligible AI/AN families with other less costly types of sanitation facilities (e.g., offsite watering points and sewer haul systems). The SFC Program will also continue to track and estimate project costs to serve these homes with piped water and sewer systems.

The cost of the needed facilities to address all sanitation deficiencies has historically had an upward trend as shown in Figure 6. The increasing cost of addressing sanitation deficiencies reflects the effects of inflation, changes resulting from factors such as new regulations, population increases, new Tribes gaining Federal recognition, and the deterioration of previously installed facilities. However, in FY 2015, the total cost of sanitation facilities to address all needs in Indian Country decreased by \$0.639 billion over the FY 2014 level. This decrease was a result of an SFC Program-wide effort to improve data quality for the projects in the SDS during FY 2015. Program staff will continue to work with their Tribal counterparts to improve the reporting of sanitation deficiencies, which may contribute to fluctuations in the total cost estimate in future years.

VI. Appendix

{See attached FY 2015 Annual Report of Sanitation Deficiency Levels}

**Indian Health Service
2015 Annual Report of Sanitation Deficiency Levels**

IHS Area: Alaska (AN)

Area	State	Project No.	Project Name	Project	Area	Project Cost	Cumulative
				DL	Priority		Project Cost
AN	ALASKA	AK17552-5001	LOW. KALSKAG - In-home Plumbing Phase III	5	1	\$ 1,650,000	\$ 1,650,000
AN	ALASKA	AK15430-2001	Iliamna- sludge disposal lagoon	4	2	\$ 630,000	\$ 2,280,000
AN	ALASKA	AK22749-5001	KOTZEBUE- Water and Sewer Service Lines	5	3	\$ 1,417,500	\$ 3,697,500
AN	ALASKA	AK18606-5001	GALENA - First Time Water and Sewer Facilities for Seven Homes	5	4	\$ 798,000	\$ 4,495,500
AN	ALASKA	AK20707-5002	Fort Yukon - New Home Services	5	5	\$ 411,000	\$ 4,906,500
AN	ALASKA	AK01003-3001	KLAWOCK - WST Replacement	3	6	\$ 575,000	\$ 5,481,500
AN	ALASKA	AK23786-5101	Golovin - In-Home Plumbing - Upper Community CIP	5	7	\$ 817,000	\$ 6,298,500
AN	ALASKA	AK19673-2001	TETLIN - Sewage Lagoon Upgrades	4	8	\$ 805,000	\$ 7,103,500
AN	ALASKA	AK23790-2001	KOYUK - Lagoon Improvements	4	9	\$ 958,395	\$ 8,061,895
AN	ALASKA	AK03485-3002	BETHEL - Water Trucks	2	10	\$ 511,000	\$ 8,572,895
AN	ALASKA	AK03510-4002	TUNTUTULIAK - HB Collection Stations and Equipment	4	11	\$ 300,000	\$ 8,872,895
AN	ALASKA	AK03496-2103	Kwigillingok FTH Sewage Lagoon	4	12	\$ 2,146,665	\$ 11,019,560
AN	ALASKA	AK24846-3002	EMMONAK-Service & Plumbing for Four Homes	5	13	\$ 280,000	\$ 11,299,560
AN	ALASKA	AK03496-5002	Kwigillingok - FTH Systems	5	14	\$ 325,800	\$ 11,625,360
AN	ALASKA	AK24852-3101	Mt Village - 3c -Water Main Replacement (phase 3C, 2014 PER)	3	15	\$ 1,700,182	\$ 13,325,542
AN	ALASKA	AK20705-5001	Circle Onsite Water and Sewer Systems	5	16	\$ 1,122,368	\$ 14,447,910
AN	ALASKA	AK14365-1001	Chignik Bay - Water Treatment Plant Upgrade	3	17	\$ 1,550,000	\$ 15,997,910
AN	ALASKA	AK06104-5001	Klukwan Water Storage Tank	3	18	\$ 620,000	\$ 16,617,910
AN	ALASKA	AK15441-1002	New Stuyahok community well	2	19	\$ 350,000	\$ 16,967,910
AN	ALASKA	AK22750-2001	NOATAK - Rehabilitation of Lift Stations #1 & #3	3	20	\$ 1,300,000	\$ 18,267,910
AN	ALASKA	AK03485-4003	BETHEL - Sewer Trucks	2	21	\$ 511,000	\$ 18,778,910
AN	ALASKA	AK03494-5001	KONGIGANAK: Additional Watering Point / Laundry and Lagoon Upgrades	5	22	\$ 1,850,000	\$ 20,628,910
AN	ALASKA	AK20704-5302	CHALKYITSIK - Water Self Haul w/ Small Scale Wastewater haul	5	23	\$ 5,793,968	\$ 26,422,878
AN	ALASKA	AK03508-1101	TOKSOOK BAY - Additional Well	2	24	\$ 2,450,000	\$ 28,872,878
AN	ALASKA	AK14374-4001	NELSON LAGOON - Sludge Pumper Truck	3	25	\$ 300,000	\$ 29,172,878
AN	ALASKA	AK22742-1005	Buckland Treated Water Tank Replacement	3	26	\$ 1,229,600	\$ 30,402,478
AN	ALASKA	AK12291-2104	PORT GRAHAM - Sludge Lagoon Facility	3	27	\$ 1,000,000	\$ 31,402,478
AN	ALASKA	AK12291-3001	PORT GRAHAM - Water Distribution Upgrade	2	28	\$ 79,214	\$ 31,481,692
AN	ALASKA	AK23802-2001	Unalakleet Lift Station Improvements	3	29	\$ 800,000	\$ 32,281,692
AN	ALASKA	AK02025-1001	SAXMAN - New Raw Water Source	4	30	\$ 1,680,520	\$ 33,962,212
AN	ALASKA	AK18620-9004	Ruby - SW Landfill Upgrades	3	31	\$ 250,000	\$ 34,212,212
AN	ALASKA	AK15433-2003	Koliganek - community lift station	3	32	\$ 850,000	\$ 35,062,212
AN	ALASKA	AK15441-1001	New Stuyahok water treatment plant	4	33	\$ 4,195,000	\$ 39,257,212
AN	ALASKA	AK23781-5001	Brevig Mission Water and Sewer	5	34	\$ 450,000	\$ 39,707,212
AN	ALASKA	AK14377-1001	Perryville - Water treatment plant	4	35	\$ 3,675,000	\$ 43,382,212
AN	ALASKA	AK08149-1101	GULKANA-Water Storage Tank Foundation	3	36	\$ 588,665	\$ 43,970,877
AN	ALASKA	AK03495-5005	Kwethluk - Additional Homes CIP (USDA-RD)	5	37	\$ 1,152,503	\$ 45,123,380
AN	ALASKA	AK13325-1101 *	KARLUK - Water Storage Tank and Transmission Line	3	38	\$ 1,080,000	\$ 46,203,380
AN	ALASKA	AK03485-4004	BETHEL -Lift Station Controls	3	39	\$ 400,000	\$ 46,603,380
AN	ALASKA	AK03500-5002	Napaskiak FTH Rehabilitation	3	40	\$ 1,580,000	\$ 48,183,380

**Indian Health Service
2015 Annual Report of Sanitation Deficiency Levels**

IHS Area: Alaska (AN)

Area	State	Project No.	Project Name	Project	Area	Project Cost	Cumulative
				DL	Priority		Project Cost
AN	ALASKA	AK03509-1002	TULUKSAK - Connect Wells and RW Transmission Main	4	41	\$ 837,500	\$ 49,020,880
AN	ALASKA	AK14362-9002	ATKA - Solid Waste Permit and Burn Box	3	42	\$ 160,000	\$ 49,180,880
AN	ALASKA	AK01003-2003	KLAWOCK - WW system upgrades	3	43	\$ 250,000	\$ 49,430,880
AN	ALASKA	AK24849-2001	Hooper Bay Wastewater Lagoon Expansion	4	44	\$ 3,250,000	\$ 52,680,880
AN	ALASKA	AK23800-5102	STEBBINS - Washeteria Expansion	5	45	\$ 2,000,000	\$ 54,680,880
AN	ALASKA	AK20708-1002	STEVENS VILLAGE Water storage Tank for piped system	4	46	\$ 1,078,400	\$ 55,759,280
AN	ALASKA	AK23798-4001	Shishmaref - Honey Bucket Haul Upgrades	4	47	\$ 280,000	\$ 56,039,280
AN	ALASKA	AK15440-1001	Newhalen - Water treatment plant and storage tank	4	48	\$ 3,625,000	\$ 59,664,280
AN	ALASKA	AK22747-5001	KIVALINA - Washeteria Upgrades	5	49	\$ 1,800,000	\$ 61,464,280
AN	ALASKA	AK21727-5201	POINT LAY - Truck Haul	3	50	\$ 321,000	\$ 61,785,280
AN	ALASKA	AK22744-2001	DEERING - Existing Lagoon Upgrades	3	51	\$ 1,055,610	\$ 62,840,890
AN	ALASKA	AK14369-2002	FALSE PASS- Onsite Wastewater Systems	3	52	\$ 630,000	\$ 63,470,890
AN	ALASKA	AK12291-9002	PORT GRAHAM - Solid Waste Facility	3	53	\$ 1,012,000	\$ 64,482,890
AN	ALASKA	AK03493-1001	KIPNUK - Reservoir Recharge System	4	54	\$ 3,550,008	\$ 68,032,898
AN	ALASKA	AK03507-0201	TUNUNAK: Existing Washeteria/WTP Upgrades	5	55	\$ 1,500,000	\$ 69,532,898
AN	ALASKA	AK22744-0202	DEERING - Lagoon Ocean Outfall	3	56	\$ 1,000,000	\$ 70,532,898
AN	ALASKA	AK08141-2001	CHENEGA BAY - Sludge Lagoon	4	57	\$ 790,000	\$ 71,322,898
AN	ALASKA	AK24844-4001	Chevak - Vacuum Sewer Valve Replacement Project	2	58	\$ 354,900	\$ 71,677,798
AN	ALASKA	AK20704-5201	CHALKYITSIK - WTP & WST Upgrades	4	59	\$ 985,677	\$ 72,663,475
AN	ALASKA	AK03511-2001	Atmautluak - Lift Station Replacement	4	60	\$ 352,115	\$ 73,015,590
AN	ALASKA	AK03511-5002	Atmautluak - Washeteria & Water Treatment System Improvements	5	61	\$ 1,396,500	\$ 74,412,090
AN	ALASKA	AK03503-9002	NUNAPITCHUK - Solid Waste Burn Bar.	3	62	\$ 78,850	\$ 74,490,940
AN	ALASKA	AK14365-3002	Chignik Bay - Water distribution system improvements	2	63	\$ 250,000	\$ 74,740,940
AN	ALASKA	AK18609-5001	HUSLIA - Water and Sewer for Six Homes	5	64	\$ 975,000	\$ 75,715,940
AN	ALASKA	AK18607-5003 *	Healy Lake Onsite Systems	5	65	\$ 2,184,676	\$ 77,900,616
AN	ALASKA	AK22749-2002	KOTZEBUE- Terminal Lift Stations Replacement	4	66	\$ 2,457,500	\$ 80,358,116
AN	ALASKA	AK15451-4003	TOGIAC East Loop Water Main Upgrades (Ph. 1)	3	67	\$ 3,465,000	\$ 83,823,116
AN	ALASKA	AK20703-5002	BEAVER - Water Plant and Utilidor Upgrades	3	68	\$ 300,000	\$ 84,123,116
AN	ALASKA	AK03485-2001	Bethel - Lagoon Truck Haul Dump Area (State Funds)	2	69	\$ 1,527,293	\$ 85,650,409
AN	ALASKA	AK01002-1001	HYDABURG - New Water Storage Tanks	3	70	\$ 1,265,000	\$ 86,915,409
AN	ALASKA	AK22751-4002	NOORVIK - Sewage Lagoon Closure	3	71	\$ 470,864	\$ 87,386,273
AN	ALASKA	AK23795-1001	ST. MICHAEL - WST Rehabilitation	3	72	\$ 1,250,000	\$ 88,636,273
AN	ALASKA	AK22751-2001	NOORVIK - New Sewage Lagoon	4	73	\$ 2,980,175	\$ 91,616,448
AN	ALASKA	AK22746-9003	KIANA - Landfill Upgrades	3	74	\$ 250,000	\$ 91,866,448
AN	ALASKA	AK03507-5002	TUNUNAK: New Water Source and drainfield	4	75	\$ 2,443,590	\$ 94,310,038
AN	ALASKA	AK23791-1001	Ltl Diomedea Water source development and treatment	4	76	\$ 2,700,000	\$ 97,010,038
AN	ALASKA	AK01002-1102	HYDABURG - New Raw Water Source	4	77	\$ 5,361,200	\$ 102,371,238
AN	ALASKA	AK03496-2001	Kwigillingok Washeteria Lagoon	4	78	\$ 2,900,000	\$ 105,271,238
AN	ALASKA	AK24852-3002	Mt Village - 3b -Water Main Replacement (phase 3b, 2014 PER)	3	79	\$ 1,746,950	\$ 107,018,188
AN	ALASKA	AK23790-1003	KOYUK - WST Upgrades	2	80	\$ 350,000	\$ 107,368,188

**Indian Health Service
2015 Annual Report of Sanitation Deficiency Levels**

IHS Area: Alaska (AN)

Area	State	Project No.	Project Name	Project	Area	Project Cost	Cumulative
				DL	Priority		Project Cost
AN	ALASKA	AK22750-4003	NOATAK - Sludge Pumper Truck	3	81	\$ 225,000	\$ 107,593,188
AN	ALASKA	AK23800-9003	STEBBINS - Solid Waste Site Improvements	3	82	\$ 100,000	\$ 107,693,188
AN	ALASKA	AK15455-4002	Kokhanok sludge pumper truck	3	83	\$ 200,000	\$ 107,893,188
AN	ALASKA	AK17556-2101	Nikolai Lift Station Enclosure	3	84	\$ 575,000	\$ 108,468,188
AN	ALASKA	AK14366-5002	Chignik Lagoon - Water and Sewer	2	85	\$ 80,000	\$ 108,548,188
AN	ALASKA	AK14382-2101	SAND POINT - Lift Station Upgrades	2	86	\$ 600,000	\$ 109,148,188
AN	ALASKA	AK18618-5102 *	NULATO - Lower Townsite W&S	5	87	\$ 6,500,745	\$ 115,648,933
AN	ALASKA	AK23785-1003	Gambell -Water Plant - Boilers, Pumps, Fuel System, Piping	2	88	\$ 2,000,000	\$ 117,648,933
AN	ALASKA	AK18619-2001	Rampart - Sewer Lagoon Repairs	4	89	\$ 805,000	\$ 118,453,933
AN	ALASKA	AK24852-3004	Mt Village - 3a - water main replacement	3	90	\$ 1,707,455	\$ 120,161,388
AN	ALASKA	AK01003-1102	KLAWOCK - Water source	2	91	\$ 1,750,000	\$ 121,911,388
AN	ALASKA	AK03509-5001	TULUKSAK - New Washeteria/WTP/WST	4	92	\$ 3,928,475	\$ 125,839,863
AN	ALASKA	AK12291-2003	PORT GRAHAM - Outfall Consolidation	4	93	\$ 2,710,250	\$ 128,550,113
AN	ALASKA	AK20704-9004	CHALKYITSIK - Landfill Closure	3	94	\$ 88,549	\$ 128,638,662
AN	ALASKA	AK03498-5002	MEKORYUK Sewer, Washeteria Improvements	3	95	\$ 795,000	\$ 129,433,662
AN	ALASKA	AK06104-4002	Klukwan Sewage Sys. Upgrade	3	96	\$ 771,342	\$ 130,205,004
AN	ALASKA	AK19670-1002	NORTHWAY/ BACKUP WELL	2	97	\$ 250,000	\$ 130,455,004
AN	ALASKA	AK18606-5002 *	GALENA - First Time Water and Sewer Facilities for Two Homes and Water Main Extension	5	98	\$ 913,000	\$ 131,368,004
AN	ALASKA	AK17552-5003 *	LOW. KALSKAG - New Water and Sewer Main	5	99	\$ 9,662,000	\$ 141,030,004
AN	ALASKA	AK03505-1001 *	OSCARVILLE: WTP/WST	4	100	\$ 2,836,000	\$ 143,866,004
AN	ALASKA	AK03505-2004 *	OSCARVILLE: Lagoon Rehabilitation	4	101	\$ 2,209,976	\$ 146,075,980
AN	ALASKA	AK03505-5005 *	OSCARVILLE: Water and Sewer Mains and Services and in-home plumbing	5	102	\$ 3,944,089	\$ 150,020,069
AN	ALASKA	AK06103-2001	HOONAH - Wastewater Treatment Plant	4	103	\$ 4,750,000	\$ 154,770,069
AN	ALASKA	AK03503-2001	Nunapitchuk Lagoon Improvements	3	104	\$ 486,195	\$ 155,256,264
AN	ALASKA	AK18611-5001	KALTAG - Phase 2 Water & Sewer	3	105	\$ 2,200,000	\$ 157,456,264
AN	ALASKA	AK24844-1002	Chevak Water Treatment Plant Upgrades	2	106	\$ 1,521,450	\$ 158,977,714
AN	ALASKA	AK24841-9001	ALAKANUK - Solid Waste Improvements	3	107	\$ 180,000	\$ 159,157,714
AN	ALASKA	AK23790-4004	KOYUK - Sewer Collection Imp.	3	108	\$ 700,000	\$ 159,857,714
AN	ALASKA	AK03482-9003	AKIACHAK - Solid Waste	3	109	\$ 1,045,000	\$ 160,902,714
AN	ALASKA	AK17560-9002	SHAGELUK - Landfill Upgrades	3	110	\$ 400,000	\$ 161,302,714
AN	ALASKA	AK23798-2002	SHISHMAREF - Lagoon Exp. & HB Haul	3	111	\$ 2,475,000	\$ 163,777,714
AN	ALASKA	AK24857-9002	ST. MARY'S - Landfill Upgrade	3	112	\$ 1,508,571	\$ 165,286,285
AN	ALASKA	AK09285-9004 *	NANWALEK - Solid Waste Facility	3	113	\$ 1,921,000	\$ 167,207,285
AN	ALASKA	AK22741-5102	AMBLER - Raw Water Transmission Line	2	114	\$ 370,782	\$ 167,578,067
AN	ALASKA	AK06107-1003	YAKUTAT - Well and Pumphouse Upgrade	2	115	\$ 175,000	\$ 167,753,067
AN	ALASKA	AK23781-1002	Brevig Mission Water Transmission Main	2	116	\$ 850,000	\$ 168,603,067
AN	ALASKA	AK03482-5002	Akiachak Phase 2 Piped Water & Sewer - East Side	5	117	\$ 8,345,750	\$ 176,948,817
AN	ALASKA	AK20704-5005	CHALKYITSIK - Separating Toilets (Low Water Use Phase 1)	5	118	\$ 1,653,000	\$ 178,601,817
AN	ALASKA	AK23784-1001	ELIM - Water Storage Tank	3	119	\$ 2,099,998	\$ 180,701,815
AN	ALASKA	AK17550-4001	UPPER KALSKAG - Force Main Repair	3	120	\$ 800,000	\$ 181,501,815

**Indian Health Service
2015 Annual Report of Sanitation Deficiency Levels**

IHS Area: Alaska (AN)

Area	State	Project No.	Project Name	Project DL	Area Priority	Project Cost	Cumulative Project Cost
AN	ALASKA	AK22744-2005	DEERING - Vacuum Plant Upgrade	2	121	\$ 750,000	\$ 182,251,815
AN	ALASKA	AK03496-1004	Kwigillingok Water Tank Repair	3	122	\$ 300,000	\$ 182,551,815
AN	ALASKA	AK03510-9003	TUNTUTULIAK: Landfill Upgrades	3	123	\$ 150,000	\$ 182,701,815
AN	ALASKA	AK24852-9011	Mt Village - Solid Waste	3	124	\$ 971,383	\$ 183,673,198
AN	ALASKA	AK22748-5001	KOBUK - Phase 2 - Water Source, Fuel Line, Lift Station Modifications	3	125	\$ 686,476	\$ 184,359,674
AN	ALASKA	AK01003-3504	KLAWOCK - Water Meters	2	126	\$ 294,000	\$ 184,653,674
AN	ALASKA	AK24841-5002	ALAKANUK - Serve Outlying Homes	4	127	\$ 1,250,000	\$ 185,903,674
AN	ALASKA	AK23804-5001 *	WHITE MTN - W/S Svc. for 4 Homes	5	128	\$ 680,000	\$ 186,583,674
AN	ALASKA	AK23790-1002	KOYUK - New Water Treatment Plant	4	129	\$ 3,505,320	\$ 190,088,994
AN	ALASKA	AK24856-2004	Russian Mission - Sewage Lagoons	4	130	\$ 3,250,000	\$ 193,338,994
AN	ALASKA	AK03485-2006	Bethel - Lagoon Expansion CIP	3	131	\$ 4,038,332	\$ 197,377,326
AN	ALASKA	AK20705-5102	Circle WTP Rehabilitation & New WST	3	132	\$ 725,000	\$ 198,102,326
AN	ALASKA	AK23800-5001	STEBBINS - Water Storage Tank	3	133	\$ 3,112,200	\$ 201,214,526
AN	ALASKA	AK18620-2001	RUBY - Community Sludge Disposal	4	134	\$ 1,525,000	\$ 202,739,526
AN	ALASKA	AK17547-9005	Grayling Solid Waste Improvements	3	135	\$ 95,000	\$ 202,834,526
AN	ALASKA	AK21859-1003	Nunam Iqua WST	3	136	\$ 780,000	\$ 203,614,526
AN	ALASKA	AK01008-4002	KASAAN - Sewer Rehabilitation	3	137	\$ 462,500	\$ 204,077,026
AN	ALASKA	AK02025-4003	SAXMAN - Sewage Outfall Elimination	3	138	\$ 1,405,000	\$ 205,482,026
AN	ALASKA	AK19673-9004	TETLIN - SW Landfill Improvements	3	139	\$ 400,000	\$ 205,882,026
AN	ALASKA	AK17549-1003	HOLY CROSS: Primary Community Well	2	140	\$ 520,500	\$ 206,402,526
AN	ALASKA	AK17549-5001	HOLY CROSS: Water and Sewer System Upgrades	2	141	\$ 811,100	\$ 207,213,626
AN	ALASKA	AK03042-2002	KAKE - Primary WW Treatment Expansion	2	142	\$ 1,000,000	\$ 208,213,626
AN	ALASKA	AK22746-1001	KIANA - Manganese Removal	2	143	\$ 600,000	\$ 208,813,626
AN	ALASKA	AK15438-4001	MANOKOTAK - OLD VILLAGE Sewer Main Repai	2	144	\$ 363,000	\$ 209,176,626
AN	ALASKA	AK21859-5001	Nunam Iqua - Water/Sewer Generator	2	145	\$ 250,000	\$ 209,426,626
AN	ALASKA	AK23803-1003	WALES- Water Storage Tank	4	146	\$ 50,000	\$ 209,476,626
AN	ALASKA	AK03506-5003	Platinum - N. End Water/Sewer Expansion	5	147	\$ 755,000	\$ 210,231,626
AN	ALASKA	AK23801-5002 *	Teller - First Service Project	5	148	\$ 27,559,700	\$ 237,791,326
AN	ALASKA	AK24850-5001 *	KOTLIK - W&S Island Sections Ph1	4	149	\$ 4,530,000	\$ 242,321,326
AN	ALASKA	AK24850-5002 *	KOTLIK - W&S Islands Sections Ph2	5	150	\$ 5,420,000	\$ 247,741,326
AN	ALASKA	AK22751-5103	NOORVIK - Utilidor Replacement	3	151	\$ 2,139,256	\$ 249,880,582
AN	ALASKA	AK03505-1003	OSCARVILLE: Community Well Improvements	4	152	\$ 1,135,000	\$ 251,015,582
AN	ALASKA	AK14367-3001	Chignik Lake - Water Distribution Booster Station	2	153	\$ 300,000	\$ 251,315,582
AN	ALASKA	AK14367-9004	Chignik Lake - Solid Waste Improvements	2	154	\$ 60,000	\$ 251,375,582
AN	ALASKA	AK01001-2104	CRAIG - Sewer Vacuum Truck	2	155	\$ 150,000	\$ 251,525,582
AN	ALASKA	AK15425-9001	Dillingham solid waste site	2	156	\$ 500,000	\$ 252,025,582
AN	ALASKA	AK18611-5002	KALTAG-Washeteria Upgrades	2	157	\$ 50,000	\$ 252,075,582
AN	ALASKA	AK18611-9003	KALTAG - Solid Waste Improvements	2	158	\$ 160,000	\$ 252,235,582
AN	ALASKA	AK22748-4005	KOBUK - Phase 5 - Sewer Manhole Realignment & Drainfield Inpection/Testing	2	159	\$ 111,935	\$ 252,347,517
AN	ALASKA	AK23796-1001	Savoonga - Water Storage Tank	2	160	\$ 1,305,000	\$ 253,652,517

**Indian Health Service
2015 Annual Report of Sanitation Deficiency Levels**

IHS Area: Alaska (AN)

Area	State	Project No.	Project Name	Project	Area	Project Cost	Cumulative
				DL	Priority		Project Cost
AN	ALASKA	AK19662-1002	BIRCH CREEK - Water Treatment Plant Upgrades	4	161	\$ 350,000	\$ 254,002,517
AN	ALASKA	AK18618-9003	NULATO - Solid Waste	3	162	\$ 716,040	\$ 254,718,557
AN	ALASKA	AK17543-2004	Crooked Creek - Lagoon	4	163	\$ 1,900,000	\$ 256,618,557
AN	ALASKA	AK18620-5203	RUBY - W&S Haul to 28 Homes	5	164	\$ 2,530,014	\$ 259,148,571
AN	ALASKA	AK20701-5003 *	Arctic Village Piped Water and Sewer	5	165	\$ 10,462,905	\$ 269,611,476
AN	ALASKA	AK24852-1005	Mt Village- Water System Treatment Upgrades	3	166	\$ 3,000,000	\$ 272,611,476
AN	ALASKA	AK22746-2002	KIANA - Sewage Lagoon Relocation	3	167	\$ 4,880,000	\$ 277,491,476
AN	ALASKA	AK15438-3002	MANOKOTAK - OLD VILLAGE Water Main Repai	3	168	\$ 1,831,800	\$ 279,323,276
AN	ALASKA	AK23790-1006	KOYUK - New Water Source	2	169	\$ 911,000	\$ 280,234,276
AN	ALASKA	AK08153-5001	Tazlina - Washeteria	2	170	\$ 1,080,000	\$ 281,314,276
AN	ALASKA	AK22753-9001 *	Selawik - New Solid Waste Site	3	171	\$ 5,173,232	\$ 286,487,508
AN	ALASKA	AK20714-5001	KAKTOVIK - Truck Haul	2	172	\$ 321,000	\$ 286,808,508
AN	ALASKA	AK21733-5001	NUIQSUT - Truck Haul	2	173	\$ 321,000	\$ 287,129,508
AN	ALASKA	AK22752-5101	POINT HOPE - Truck Haul	2	174	\$ 321,000	\$ 287,450,508
AN	ALASKA	AK04061-5001	ANGOON Front Street W/S Replacement	2	175	\$ 3,002,000	\$ 290,452,508
AN	ALASKA	AK15442-2001	NONDALTON - Lift Station Upgrades	2	176	\$ 500,000	\$ 290,952,508
AN	ALASKA	AK03511-5104	Atmaultluak - Piped Water and Sewer Phase 2	4	177	\$ 4,650,367	\$ 295,602,875
AN	ALASKA	AK24855-5001 *	PITKA'S POINT - Piped Water and Sewer	5	178	\$ 1,128,914	\$ 296,731,789
AN	ALASKA	AK17560-5001 *	SHAGELUK - Community Piped Water and Sewer System	5	179	\$ 10,110,000	\$ 306,841,789
AN	ALASKA	AK23800-5408 *	STEBBINS - East Lp W/S Service	5	180	\$ 3,224,288	\$ 310,066,077
AN	ALASKA	AK23800-5204 *	STEBBINS - RW Intake and Trans Line	4	181	\$ 10,216,000	\$ 320,282,077
AN	ALASKA	AK23800-5407 *	STEBBINS - South Lp W/S Service	5	182	\$ 12,271,860	\$ 332,553,937
AN	ALASKA	AK23800-5406 *	STEBBINS - North Lp W/S Service	5	183	\$ 9,708,488	\$ 342,262,425
AN	ALASKA	AK03488-5003 *	Eek - Zone 3, Phase 1 - Water and sewer system	5	184	\$ 6,170,020	\$ 348,432,445
AN	ALASKA	AK03499-1001	NAPAKIAK - Waterplant Consolidation	3	185	\$ 1,100,000	\$ 349,532,445
AN	ALASKA	AK17547-4003	Grayling - Sewer Improvements	3	186	\$ 1,240,000	\$ 350,772,445
AN	ALASKA	AK22748-5004	KOBUK - Phase 4 - Water and Sewer Service Line Repairs	3	187	\$ 273,544	\$ 351,045,989
AN	ALASKA	AK23797-1102	Shaktoolik - WST replacement	3	188	\$ 2,600,000	\$ 353,645,989
AN	ALASKA	AK23797-1001	Shaktoolik - water supply improvements	3	189	\$ 1,845,631	\$ 355,491,620
AN	ALASKA	AK18601-9003	ALLAKAKET - Landfill Fencing	3	190	\$ 500,000	\$ 355,991,620
AN	ALASKA	AK23798-9003	SHISHMAREF - Solid Waste Site Upgra	3	191	\$ 1,303,000	\$ 357,294,620
AN	ALASKA	AK18608-2001	HUGHES - Drainfield Phase II	3	192	\$ 862,290	\$ 358,156,910
AN	ALASKA	AK03495-2006	Kwethluk - Close abandon lagoons	2	193	\$ 951,136	\$ 359,108,046
AN	ALASKA	AK23802-1004	Unalakleet Water Plant Upgrades	2	194	\$ 818,000	\$ 359,926,046
AN	ALASKA	AK17563-5001	TAKOTNA - Washeteria Upgrade	4	195	\$ 100,000	\$ 360,026,046
AN	ALASKA	AK01001-2205	Craig Waste Water Treatment Plant	2	196	\$ 120,000	\$ 360,146,046
AN	ALASKA	AK22747-5204 *	KIVALINA - First Service Project	5	197	\$ 24,500,000	\$ 384,646,046
AN	ALASKA	AK24861-5101 *	Marshall W&S Extentions	5	198	\$ 1,541,322	\$ 386,187,368
AN	ALASKA	AK22744-3003	DEERING - Distribution AboveGrnd Seasonal	4	199	\$ 1,988,514	\$ 388,175,882
AN	ALASKA	AK14375-5001	NIKOLSKI-WTP & Sewage Disposal Upgrades	4	200	\$ 2,000,000	\$ 390,175,882

**Indian Health Service
2015 Annual Report of Sanitation Deficiency Levels**

IHS Area: Alaska (AN)

Area	State	Project No.	Project Name	Project	Area	Cumulative	
				DL	Priority	Project Cost	Project Cost
AN	ALASKA	AK18617-1001	NENANA - WTP renovation CIP	3	201	\$ 4,890,000	\$ 395,065,882
AN	ALASKA	AK21734-9001	ATQASUK - Solid Waste	3	202	\$ 594,500	\$ 395,660,382
AN	ALASKA	AK24852-1106	Mt Village - WST Upgrades	2	203	\$ 1,034,819	\$ 396,695,201
AN	ALASKA	AK24852-4009	Mt Village - Manhole Replacement	2	204	\$ 587,000	\$ 397,282,201
AN	ALASKA	AK24852-4010	Mt Village - Sewer Service Upgrades	2	205	\$ 989,688	\$ 398,271,889
AN	ALASKA	AK24852-1007	Mountain Village - water storage phase 2	2	206	\$ 575,000	\$ 398,846,889
AN	ALASKA	AK15442-1002	NONDALTON - Back Up Community Well	2	207	\$ 575,395	\$ 399,422,284
AN	ALASKA	AK18624-5001 *	ALATNA - First Service Project	5	208	\$ 12,460,658	\$ 411,882,942
AN	ALASKA	AK18612-5003 *	Koyukuk - Individual Wells	5	209	\$ 1,834,245	\$ 413,717,187
AN	ALASKA	AK18612-5104 *	Koyukuk Community Sewer System	4	210	\$ 5,790,000	\$ 419,507,187
AN	ALASKA	AK17551-5001 *	Lime Village Wells and Septics	5	211	\$ 800,000	\$ 420,307,187
AN	ALASKA	AK18619-5004 *	RAMPART - Piped Water and Sewer Facilities	5	212	\$ 8,095,000	\$ 428,402,187
AN	ALASKA	AK17543-5102 *	Crooked Creek - W/S Lower Village	5	213	\$ 6,597,004	\$ 434,999,191
AN	ALASKA	AK06103-3002 *	HOONAH - Wtr Distro Replacement & Extension	3	214	\$ 1,345,000	\$ 436,344,191
AN	ALASKA	AK23791-5002	Little Diomed piped water and sewer design and construction	5	215	\$ 3,990,000	\$ 440,334,191
AN	ALASKA	AK13329-3001	OLD HARBOR - Water Distribution Replacement	3	216	\$ 2,161,250	\$ 442,495,441
AN	ALASKA	AK17547-3102	Grayling - Dist System Replacement Ph 2	3	217	\$ 525,000	\$ 443,020,441
AN	ALASKA	AK03509-9004	TULUKSAK - Solid Waste	3	218	\$ 701,946	\$ 443,722,387
AN	ALASKA	AK20709-9001	VENETIE: Landfill Improvements	3	219	\$ 650,000	\$ 444,372,387
AN	ALASKA	AK13323-1001	AKHIOK - Water Source Improvements	3	220	\$ 525,000	\$ 444,897,387
AN	ALASKA	AK13329-9002	OLD HARBOR - Solid Waste Facility	3	221	\$ 770,000	\$ 445,667,387
AN	ALASKA	AK06104-9003	KLUKWAN - Solid Waste	3	222	\$ 485,000	\$ 446,152,387
AN	ALASKA	AK01002-9005	HYDABURG - Solid Waste Facility	3	223	\$ 1,090,000	\$ 447,242,387
AN	ALASKA	AK22749-3003	KOTZEBUE- Swan Lake Loop Water Main Replacement	3	224	\$ 2,970,000	\$ 450,212,387
AN	ALASKA	AK18607-9001	HEALY LAKE - Solid Waste	3	225	\$ 164,736	\$ 450,377,123
AN	ALASKA	AK24846-4003	EMMONAK-Vacuum Pumps Upgrade/Replacement	2	226	\$ 475,000	\$ 450,852,123
AN	ALASKA	AK23785-5204	GAMBELL - Water Conservation	2	227	\$ 280,000	\$ 451,132,123
AN	ALASKA	AK24852-1008	Mt Village -- Replace Middle Pump House Buidling	2	228	\$ 1,200,000	\$ 452,332,123
AN	ALASKA	AK01002-2003	HYDABURG - Sewage Treatment	2	229	\$ 1,100,000	\$ 453,432,123
AN	ALASKA	AK15428-2002	EKWOK - Lift Station Upgrades CIP	2	230	\$ 300,000	\$ 453,732,123
AN	ALASKA	AK18612-1002	Koyukuk community well	3	231	\$ 200,000	\$ 453,932,123
AN	ALASKA	AK22741-5304	AMBLER - Well Protection	2	232	\$ 312,336	\$ 454,244,459
AN	ALASKA	AK19662-5003 *	BIRCH CREEK - First Service Project	5	233	\$ 19,167,734	\$ 473,412,193
AN	ALASKA	AK03509-5003 *	TULUKSAK - Piped Water and Sewer	5	234	\$ 22,500,000	\$ 495,912,193
AN	ALASKA	AK23803-5101 *	WALES - Piped Water/Sewer HUD	5	235	\$ 11,316,343	\$ 507,228,536
AN	ALASKA	AK03506-1002	Platinum - Water Treatment Plant & Water Tank	4	236	\$ 1,423,000	\$ 508,651,536
AN	ALASKA	AK14379-5001	ST GEORGE - Replace WST	2	237	\$ 659,085	\$ 509,310,621
AN	ALASKA	AK24844-2004	Chevak - Sewage Lagoon	3	238	\$ 3,500,000	\$ 512,810,621
AN	ALASKA	AK17541-2002	ANIAK - Lagoon Expansion	3	239	\$ 4,800,000	\$ 517,610,621
AN	ALASKA	AK22753-1002	Selawik - New Intake & Trans. Line	2	240	\$ 870,602	\$ 518,481,223

**Indian Health Service
2015 Annual Report of Sanitation Deficiency Levels**

IHS Area: Alaska (AN)

Area	State	Project No.	Project Name	Project	Area	Project Cost	Cumulative
				DL	Priority		Project Cost
AN	ALASKA	AK08152-2004	TATITLEK - Outfall Rehabilitation	2	241	\$ 250,000	\$ 518,731,223
AN	ALASKA	AK08152-1103	TATITLEK - Intake Gallery Restoration	2	242	\$ 171,000	\$ 518,902,223
AN	ALASKA	AK17549-1002	HOLY CROSS: Water Treatment Plant Rehab	2	243	\$ 850,000	\$ 519,752,223
AN	ALASKA	AK22749-3004	KOTZEBUE- Front Loop Expansion	2	244	\$ 5,500,000	\$ 525,252,223
AN	ALASKA	AK03486-5002 *	Chefornak - Washeteria, WST, Watering Points (VSW CIP)	5	245	\$ 710,002	\$ 525,962,225
AN	ALASKA	AK18601-5001 *	ALLAKAKET - Water & Sewer Service - Lower Village	5	246	\$ 11,688,000	\$ 537,650,225
AN	ALASKA	AK18601-5002 *	ALLAKAKET - Water & Sewer Service - Upper Village	5	247	\$ 6,004,000	\$ 543,654,225
AN	ALASKA	AK03493-5103 *	KIPNUK - Piped W/S General Estimate	5	248	\$ 34,000,000	\$ 577,654,225
AN	ALASKA	AK18620-5102 *	Ruby - Individual Water & Sewer Services	5	249	\$ 2,184,601	\$ 579,838,826
AN	ALASKA	AK20708-5003 *	Stevens Village Piped Water and Sewer	5	250	\$ 14,064,751	\$ 593,903,577
AN	ALASKA	AK14389-1001 *	ADAK Water Treatment Plant & Treated Water Tank	4	251	\$ 5,832,600	\$ 599,736,177
AN	ALASKA	AK13330-3001	OUZINKIE - Water Main Replacement	2	252	\$ 2,100,000	\$ 601,836,177
AN	ALASKA	AK22747-5102	KIVALINA - New WST and Lagoon Expansion	4	253	\$ 2,994,000	\$ 604,830,177
AN	ALASKA	AK19670-9003	NORTHWAY - Solid Waste	3	254	\$ 608,550	\$ 605,438,727
AN	ALASKA	AK21727-2002	Point Lay Sewer Outfall Line	3	255	\$ 1,000,000	\$ 606,438,727
AN	ALASKA	AK03511-5105 *	Atmautluak - Piped Water and Sewer Phase 3	5	256	\$ 9,065,588	\$ 615,504,315
AN	ALASKA	AK03511-5106 *	Atmautluak - Piped Water and Sewer Phase 4	5	257	\$ 4,927,145	\$ 620,431,460
AN	ALASKA	AK03511-5107 *	Atmautluak - Piped Water and Sewer Phase 5	5	258	\$ 2,754,903	\$ 623,186,363
AN	ALASKA	AK03511-5108 *	Atmautluak - Piped Water and Sewer Phase 6	5	259	\$ 4,205,358	\$ 627,391,721
AN	ALASKA	AK03511-5103 *	Atmautluak - Piped Water and Sewer Phase 1	5	260	\$ 5,626,031	\$ 633,017,752
AN	ALASKA	AK17563-5103 *	TAKOTNA: Wells and Septics	5	261	\$ 1,640,000	\$ 634,657,752
AN	ALASKA	AK17547-3101	Grayling - Dist System Replacement Ph 1	3	262	\$ 1,517,000	\$ 636,174,752
AN	ALASKA	AK14366-1003	Chignik Lagoon - WTP Upgrade	2	263	\$ 950,000	\$ 637,124,752
AN	ALASKA	AK20708-1001	Stevens Village - Water Treatment Plant	4	264	\$ 1,984,500	\$ 639,109,252
AN	ALASKA	AK02024-9006	METLAKATLA - Solid Waste	3	265	\$ 2,908,500	\$ 642,017,752
AN	ALASKA	AK03498-9009	MEKORYUK - Solid Waste Site	3	266	\$ 938,632	\$ 642,956,384
AN	ALASKA	AK17549-9004	HOLY CROSS: Solid Waste Site Rehabilitation	3	267	\$ 1,077,286	\$ 644,033,670
AN	ALASKA	AK22741-9005	AMBLER - New Solid Waste Site	3	268	\$ 1,262,356	\$ 645,296,026
AN	ALASKA	AK22742-9001	BUCKLAND - Solid Waste Upgrade	3	269	\$ 1,305,000	\$ 646,601,026
AN	ALASKA	AK18608-9002	HUGHES - Landfill Closure	3	270	\$ 550,000	\$ 647,151,026
AN	ALASKA	AK17552-9002	LOW. KALSKAG - Solid Waste Facility	3	271	\$ 1,405,000	\$ 648,556,026
AN	ALASKA	AK14379-5002	ST GEORGE - Choochkie Hts	2	272	\$ 500,000	\$ 649,056,026
AN	ALASKA	AK23793-1001	NOME - Moonlight Springs Phase I Upgrade	2	273	\$ 100,000	\$ 649,156,026
AN	ALASKA	AK21733-5002 *	Nuiqsut Water and Sewer	3	274	\$ 5,004,510	\$ 654,160,536
AN	ALASKA	AK21859-1002	Nunam Iqua - WTP Upgrade	3	275	\$ 866,100	\$ 655,026,636
AN	ALASKA	AK22748-1002	KOBUK - Phase 3 - WTP Process Upgrades	2	276	\$ 670,326	\$ 655,696,962
AN	ALASKA	AK13327-1004	LARSEN BAY - Raw Water Source Upgrade	2	277	\$ 1,500,000	\$ 657,196,962
AN	ALASKA	AK03490-9001	KASIGLUK Solid Waste	3	278	\$ 1,000,911	\$ 658,197,873
AN	ALASKA	AK03496-9006	Kwigillingok Solid Waste Landfill Upgrades	3	279	\$ 1,123,000	\$ 659,320,873
AN	ALASKA	AK22748-9003	KOBUK - Phase 6 - Solid Waste Improvements	3	280	\$ 401,285	\$ 659,722,158

**Indian Health Service
2015 Annual Report of Sanitation Deficiency Levels**

IHS Area: Alaska (AN)

Area	State	Project No.	Project Name	Project	Area	Project Cost	Cumulative
				DL	Priority		Project Cost
AN	ALASKA	AK08141-9002	CHENEGA BAY - Solid Waste Improvements	3	281	\$ 545,000	\$ 660,267,158
AN	ALASKA	AK01008-3001	KASAAN - Water Distribution Replacement	3	282	\$ 1,096,375	\$ 661,363,533
AN	ALASKA	AK17556-9003	Nikolai - Solid Waste	3	283	\$ 500,000	\$ 661,863,533
AN	ALASKA	AK13330-9003	OUZINKIE - Solid Waste	3	284	\$ 1,009,574	\$ 662,873,107
AN	ALASKA	AK15446-4001	Pilot Point Buried Sewer collection replacement	3	285	\$ 1,192,599	\$ 664,065,706
AN	ALASKA	AK14382-5102	SAND POINT - Old Town W/S	3	286	\$ 1,600,000	\$ 665,665,706
AN	ALASKA	AK02025-3004	SAXMAN - Water Distribution Replacement	3	287	\$ 1,014,500	\$ 666,680,206
AN	ALASKA	AK14366-9001	Chignik Lagoon - Solid Waste	3	288	\$ 500,000	\$ 667,180,206
AN	ALASKA	AK17559-9001	Chuathbaluk - solid waste	3	289	\$ 469,300	\$ 667,649,506
AN	ALASKA	AK15438-9003	MANOKOTAK - SW Building & Equipment	3	290	\$ 1,090,401	\$ 668,739,907
AN	ALASKA	AK23801-9001	TELLER - Solid Waste	3	291	\$ 1,162,000	\$ 669,901,907
AN	ALASKA	AK12295-9002	TYONEK - Solid Waste Facility	3	292	\$ 1,140,000	\$ 671,041,907
AN	ALASKA	AK24856-5002	Russian Mission - Water and sewer system upgrades	2	293	\$ 915,000	\$ 671,956,907
AN	ALASKA	AK24844-1003	Chevak 150,000 Water Storage Tank	2	294	\$ 723,000	\$ 672,679,907
AN	ALASKA	AK14369-2001	FALSE PASS- Septic Pumper Trailer	2	295	\$ 195,600	\$ 672,875,507
AN	ALASKA	AK20705-5203 *	Circle - Community Water/Sewer	5	296	\$ 4,617,990	\$ 677,493,497
AN	ALASKA	AK14377-1002	Perryville - Dam	3	297	\$ 2,250,000	\$ 679,743,497
AN	ALASKA	AK23803-9005	WALES - Solid Waste	3	298	\$ 580,000	\$ 680,323,497
AN	ALASKA	AK23786-9002	Golovin - Landfill Improvements	3	299	\$ 450,000	\$ 680,773,497
AN	ALASKA	AK08149-9003	Gulkana Open Dump Assessment	3	300	\$ 500,000	\$ 681,273,497
AN	ALASKA	AK24850-9003	KOTLIK - New Solid Waste Site	3	301	\$ 1,504,471	\$ 682,777,968
AN	ALASKA	AK13327-9001	LARSEN BAY - Solid Waste Facility	3	302	\$ 750,000	\$ 683,527,968
AN	ALASKA	AK15450-9002	South Naknek - Solid waste facility	3	303	\$ 850,000	\$ 684,377,968
AN	ALASKA	AK23790-1005	KOYUK - Water Source Improvements	2	304	\$ 310,500	\$ 684,688,468
AN	ALASKA	AK15455-1001 *	Kokhanok- Water treatment plant	4	305	\$ 3,904,500	\$ 688,592,968
AN	ALASKA	AK14372-9001	KING COVE - Landfill Incinerator	3	306	\$ 1,248,947	\$ 689,841,915
AN	ALASKA	AK22750-9104	NOATAK - New Landfill	3	307	\$ 2,715,000	\$ 692,556,915
AN	ALASKA	AK24855-9002	PITKA'S POINT - Solid Waste Improvements	3	308	\$ 624,455	\$ 693,181,370
AN	ALASKA	AK15429-2001	IGIUGIG - sewer lagoon improvements	2	309	\$ 250,000	\$ 693,431,370
AN	ALASKA	AK18618-1001	NULATO - Water Storage Tank	2	310	\$ 1,488,404	\$ 694,919,774
AN	ALASKA	AK03042-3005 *	KAKE - Water System Repair	2	311	\$ 1,440,000	\$ 696,359,774
AN	ALASKA	AK21721-9002	ANAKTUVUK - Solid Waste	3	312	\$ 1,179,800	\$ 697,539,574
AN	ALASKA	AK03495-9001	Kwethluk - Solid Waste	3	313	\$ 4,030,000	\$ 701,569,574
AN	ALASKA	AK22754-9001	SHUNGNAK - New Landfill & Closeout Old LF	3	314	\$ 1,886,618	\$ 703,456,192
AN	ALASKA	AK17561-9001	SLEETMUTE - Solid Waste	3	315	\$ 410,000	\$ 703,866,192
AN	ALASKA	AK12295-3001	TYONEK - Water Main and Service Replacement	3	316	\$ 718,750	\$ 704,584,942
AN	ALASKA	AK09285-2003 *	NANWALEK - Sludge Lagoon Facility	2	317	\$ 2,476,000	\$ 707,060,942
AN	ALASKA	AK13325-2003	KARLUK - Sewer Lift Station	3	318	\$ 795,000	\$ 707,855,942
AN	ALASKA	AK06107-2001	YAKUTAT - Lift Station Replacement	2	319	\$ 2,430,000	\$ 710,285,942
AN	ALASKA	AK23798-5004 *	SHISHMAREF - Flush and Haul	5	320	\$ 1,809,350	\$ 712,095,292

**Indian Health Service
2015 Annual Report of Sanitation Deficiency Levels**

IHS Area: Alaska (AN)

Area	State	Project No.	Project Name	Project	Area	Project Cost	Cumulative
				DL	Priority		Project Cost
AN	ALASKA	AK19672-2001	Tanacross Sewer Improvements	2	321	\$ 800,000	\$ 712,895,292
AN	ALASKA	AK17563-4002	TAKOTNA - Pumper Unit	3	322	\$ 50,000	\$ 712,945,292
AN	ALASKA	AK23785-9007	GAMBELL - Landfill	3	323	\$ 2,860,000	\$ 715,805,292
AN	ALASKA	AK03496-9005	Kwigillingok Closure of Existing Solid Waste Site	3	324	\$ 1,800,000	\$ 717,605,292
AN	ALASKA	AK03502-9004	NIGHTMUTE - Solid Waste	3	325	\$ 1,051,000	\$ 718,656,292
AN	ALASKA	AK12295-2003	TYONEK - Sludge Lagoon Upgrade	2	326	\$ 995,000	\$ 719,651,292
AN	ALASKA	AK23784-1002	ELIM - Water Treatment/Intake Imp.	2	327	\$ 1,300,000	\$ 720,951,292
AN	ALASKA	AK01002-3004	HYDABURG - Water Distribution Replacement	2	328	\$ 1,674,000	\$ 722,625,292
AN	ALASKA	AK01008-2003	KASAAN - Ocean Outfall Facility	2	329	\$ 575,000	\$ 723,200,292
AN	ALASKA	AK13330-1002	OUZINKIE - Water Transmission Line	2	330	\$ 1,260,000	\$ 724,460,292
AN	ALASKA	AK24854-5001	Pilot Station Water & Sewer Replacement	2	331	\$ 1,038,000	\$ 725,498,292
AN	ALASKA	AK02025-2002	SAXMAN - Settling/Septic Tank Addition	2	332	\$ 1,150,000	\$ 726,648,292
AN	ALASKA	AK23795-9002	ST.MICHAEL - New Solid Waste Site	2	333	\$ 1,400,000	\$ 728,048,292
AN	ALASKA	AK22753-5103	Selawik - Boardwalk Replacement	2	334	\$ 1,618,650	\$ 729,666,942
AN	ALASKA	AK03483-9001	Akiak - Solid Waste	3	335	\$ 1,330,000	\$ 730,996,942
AN	ALASKA	AK17547-5004	Grayling - Washeteria	3	336	\$ 2,217,600	\$ 733,214,542
AN	ALASKA	AK03493-9002	KIPNUK - Solid Waste Landfill	3	337	\$ 3,177,583	\$ 736,392,125
AN	ALASKA	AK08152-9002	TATITLEK - Solid Waste Facility	3	338	\$ 900,000	\$ 737,292,125
AN	ALASKA	AK23803-2004	WALES - Wastewater Treatment System	5	339	\$ 1,946,291	\$ 739,238,416
AN	ALASKA	AK18619-1003 *	RAMPART - Water Storage Tank	2	340	\$ 945,000	\$ 740,183,416
AN	ALASKA	AK14389-2003 *	ADAK Sewage Lagoon	4	341	\$ 4,250,000	\$ 744,433,416
AN	ALASKA	AK18607-5002 *	Healy Waterplant Washeteria Repair.	3	342	\$ 500,000	\$ 744,933,416
AN	ALASKA	AK03500-9001	NAPASKIAK (PKA) - Solid Waste Impvts	3	343	\$ 1,218,081	\$ 746,151,497
AN	ALASKA	AK19672-9002	TANACROSS - Solid Waste Improvements	3	344	\$ 500,000	\$ 746,651,497
AN	ALASKA	AK08149-1002	Gulkana River Intake Improvement	2	345	\$ 500,000	\$ 747,151,497
AN	ALASKA	AK15442-1003	NONDALTON - Water Storage Tank and Concrete Foundation	2	346	\$ 1,020,000	\$ 748,171,497
AN	ALASKA	AK20706-9002	EAGLE - Solid Waste Improvements	3	347	\$ 200,000	\$ 748,371,497
AN	ALASKA	AK08152-1001	TATITLEK - WTP Polymer System	2	348	\$ 525,000	\$ 748,896,497
AN	ALASKA	AK23784-2005	ELIM - Sewer Treatment Imp.	2	349	\$ 2,665,000	\$ 751,561,497
AN	ALASKA	AK24857-5001 *	ST. MARY'S - Andreafsky Loop Water Main Upgrade	3	350	\$ 2,003,026	\$ 753,564,523
AN	ALASKA	AK04061-9004	ANGOON Landfill Imp.	3	351	\$ 1,475,000	\$ 755,039,523
AN	ALASKA	AK03507-9006	TUNUNAK: Solid Waste	2	352	\$ 480,000	\$ 755,519,523
AN	ALASKA	AK03488-2004	Eek - Honey bucket lagoon closure	2	353	\$ 2,153,827	\$ 757,673,350
AN	ALASKA	AK03489-2001	Goodnews Bay - Sewer lagoon erosion control	2	354	\$ 1,450,000	\$ 759,123,350
AN	ALASKA	AK24856-1106	Russian Mission - New WST	2	355	\$ 1,167,500	\$ 760,290,850
AN	ALASKA	AK24856-3003	Russian Mission - Upper circ loop	2	356	\$ 762,500	\$ 761,053,350
AN	ALASKA	AK24856-5007	Russian Mission - Water/Sewer Replacement	2	357	\$ 1,746,250	\$ 762,799,600
AN	ALASKA	AK14365-1103 *	Chignik Bay Water Source Imp.	3	358	\$ 1,698,500	\$ 764,498,100
AN	ALASKA	AK15440-4002 *	Newhalen - Phase 2 sewer collection	3	359	\$ 4,080,000	\$ 768,578,100
AN	ALASKA	AK18602-9001	BETTLES (EVANSVILLE) - Landfill expansion	3	360	\$ 500,000	\$ 769,078,100

**Indian Health Service
2015 Annual Report of Sanitation Deficiency Levels**

IHS Area: Alaska (AN)

Area	State	Project No.	Project Name	Project	Area	Project Cost	Cumulative
				DL	Priority		Project Cost
AN	ALASKA	AK03506-4001	PLATINUM - Pumper Truck Storage	2	361	\$ 430,000	\$ 769,508,100
AN	ALASKA	AK15422-5001 *	Aleknagik-North Shore West Area Phase 1 Water CIP MYL	3	362	\$ 4,027,500	\$ 773,535,600
AN	ALASKA	AK15422-4002 *	Aleknagik Phase 2 Sewer Project	3	363	\$ 5,497,125	\$ 779,032,725
AN	ALASKA	AK24858-2101 *	SCAMMON BAY: Sewage Lagoon Expansion	3	364	\$ 5,341,320	\$ 784,374,045
AN	ALASKA	AK15424-5001	CLARKS POINT - W & WW Improvements	3	365	\$ 2,098,864	\$ 786,472,909
AN	ALASKA	AK15424-9002	CLARKS POINT - Solid Waste	3	366	\$ 518,000	\$ 786,990,909
AN	ALASKA	AK03502-2002 *	NIGHTMUTE - Sewage Lagoon Upgrade	2	367	\$ 2,467,500	\$ 789,458,409
AN	ALASKA	AK03502-2101 *	NIGHTMUTE - Lift Station/Forcemain	2	368	\$ 2,270,000	\$ 791,728,409
AN	ALASKA	AK19673-5102 *	TETLIN - Water and Sewer Haul	5	369	\$ 4,214,000	\$ 795,942,409
AN	ALASKA	AK15450-2001 *	South Naknek - Sewer lagoon project	3	370	\$ 4,440,000	\$ 800,382,409
AN	ALASKA	AK15428-2003 *	EKWOK: Sewage lagoon improvements	2	371	\$ 800,000	\$ 801,182,409
AN	ALASKA	AK18622-2003	TANANA - Sewage Lagoon Upgrade	2	372	\$ 1,100,000	\$ 802,282,409
AN	ALASKA	AK24858-1102	SCAMMON BAY - Water Impoundment	2	373	\$ 2,640,000	\$ 804,922,409
AN	ALASKA	AK23802-1005 *	Unalakleet New Water Source	3	374	\$ 15,007,500	\$ 819,929,909
AN	ALASKA	AK22741-5608 *	AMBLER - South Loop Water Replacement	2	375	\$ 3,070,866	\$ 823,000,775
AN	ALASKA	AK18603-9001 *	CANTWELL - Solid Waste Site	3	376	\$ 487,742	\$ 823,488,517
AN	ALASKA	AK15447-9002 *	PORTAGE CREEK - Solid Waste	3	377	\$ 205,000	\$ 823,693,517
AN	ALASKA	AK04061-5102	ANGOON W/S Improvements	2	378	\$ 2,118,000	\$ 825,811,517
AN	ALASKA	AK13325-1202 *	KARLUK - Water Treatment Plant	3	379	\$ 1,500,000	\$ 827,311,517
AN	ALASKA	AK22741-5709 *	AMBLER - South Loop Sewer Replacement	2	380	\$ 2,401,659	\$ 829,713,176
AN	ALASKA	AK22741-5507 *	AMBLER - North Loop Sewer Replacement	2	381	\$ 3,463,869	\$ 833,177,045
AN	ALASKA	AK22741-5406 *	AMBLER - North Loop Water Replacement	2	382	\$ 3,583,402	\$ 836,760,447
AN	ALASKA	AK06107-3002 *	YAKUTAT - Water Main Replacement	2	383	\$ 500,000	\$ 837,260,447
AN	ALASKA	AK17542-5002	Anvik - Water and Sewer Upgrades	2	384	\$ 1,111,500	\$ 838,371,947
AN	ALASKA	AK15433-5001 *	Koliganek - water treatment plant	3	385	\$ 4,357,236	\$ 842,729,183
AN	ALASKA	AK03502-5003 *	NIGHTMUTE - Washeteria	3	386	\$ 2,496,000	\$ 845,225,183
AN	ALASKA	AK21727-1103 *	Point Lay Water Source Protection	2	387	\$ 2,469,800	\$ 847,694,983
AN	ALASKA	AK03498-5010 *	MEKORYUK Piped Water & Sewer	5	388	\$ 21,666,000	\$ 869,360,983
AN	ALASKA	AK03505-9006 *	OSCARVILLE: Community Solid Waste Site	3	389	\$ 750,000	\$ 870,110,983
AN	ALASKA	AK17562-9001 *	Stony River - Solid Waste	3	390	\$ 980,000	\$ 871,090,983
AN	ALASKA	AK14389-2004 *	Adak Lift Station Upgrades & Closures	2	391	\$ 955,500	\$ 872,046,483
AN	ALASKA	AK14367-4002 *	Chignik Lake - Ph III Sewer Improvement	2	392	\$ 1,652,000	\$ 873,698,483
AN	ALASKA	AK14367-1003 *	Chignik Lake - Water Treatment Plant	2	393	\$ 3,040,000	\$ 876,738,483
AN	ALASKA	AK15442-2004 *	NONDALTON: Sewer Collection	2	394	\$ 3,196,863	\$ 879,935,346
AN	ALASKA	AK15446-1001 *	Pilot Point Community well and Water Treatment Plant	3	395	\$ 2,034,043	\$ 881,969,389
AN	ALASKA	AK15446-3001 *	Pilot Point Piped Water Distribution	3	396	\$ 2,398,405	\$ 884,367,794
AN	ALASKA	AK22750-3005 *	NOATAK - West Water Loop Replacement	2	397	\$ 2,275,000	\$ 886,642,794
AN	ALASKA	AK21859-9004 *	Nunam Iqua- Solid Waste	3	398	\$ 1,612,000	\$ 888,254,794
AN	ALASKA	AK03508-9002 *	TOKSOOK BAY - Landfill	3	399	\$ 2,962,388	\$ 891,217,182
AN	ALASKA	AK13327-4003 *	LARSEN BAY - Gravity Sewer Main	3	400	\$ 1,838,604	\$ 893,055,786

**Indian Health Service
2015 Annual Report of Sanitation Deficiency Levels**

IHS Area: Alaska (AN)

Area	State	Project No.	Project Name	Project DL	Area Priority	Project Cost	Cumulative Project Cost
AN	ALASKA	AK24858-9005 *	SCAMMON BAY - Solid Waste Site	3	401	\$ 2,945,979	\$ 896,001,765
AN	ALASKA	AK15451-5004 *	TOGIAC West Loop #1 W/S Upgrade (Ph. 2)	1	402	\$ 4,469,804	\$ 900,471,569
AN	ALASKA	AK15451-2002 *	TOGIAC - Bayview Sewage Lagoon	1	403	\$ 2,303,581	\$ 902,775,150
AN	ALASKA	AK21733-9003 *	NUIQSUT - Solid Waste	3	404	\$ 2,895,000	\$ 905,670,150
AN	ALASKA	AK06105-9003 *	PELICAN - Solid Waste	3	405	\$ 240,500	\$ 905,910,650
AN	ALASKA	AK21727-9004 *	POINT LAY - Solid Waste	3	406	\$ 1,695,000	\$ 907,605,650
AN	ALASKA	AK24856-9001 *	Russian Mission - Solid Waste Site	3	407	\$ 4,347,500	\$ 911,953,150
AN	ALASKA	AK01001-4006 *	CRAIG - Sewer Collecton System Upgrades	2	408	\$ 3,688,000	\$ 915,641,150
AN	ALASKA	AK13323-9002 *	AKHIOK - Solid Waste	3	409	\$ 1,341,670	\$ 916,982,820
AN	ALASKA	AK22747-9003 *	KIVALINA - Expand Solid Waste Site	3	410	\$ 1,793,655	\$ 918,776,475
AN	ALASKA	AK03498-4003 *	MEKORYUK Sewage System Upgrades	3	411	\$ 1,285,000	\$ 920,061,475
AN	ALASKA	AK15452-9002 *	Twin Hills - Solid Waste	3	412	\$ 2,300,000	\$ 922,361,475
AN	ALASKA	AK22749-1006 *	KOTZEBUE- Water Treatment Plant Replacement	2	413	\$ 15,000,000	\$ 937,361,475
AN	ALASKA	AK18624-9002 *	ALATNA - Solid Waste Landfill	3	414	\$ 1,005,111	\$ 938,366,586
AN	ALASKA	AK03489-9002 *	Goodnews Bay - Solid waste site	3	415	\$ 2,150,000	\$ 940,516,586
AN	ALASKA	AK13325-9005 *	KARLUK - Solid Waste Facility	3	416	\$ 660,000	\$ 941,176,586
AN	ALASKA	AK23790-9007 *	KOYUK - New Solid Waste Site	3	417	\$ 2,309,400	\$ 943,485,986
AN	ALASKA	AK17551-9002 *	Lime Village Solid Waste Improvements	3	418	\$ 785,000	\$ 944,270,986
AN	ALASKA	AK18619-9005 *	RAMPART - Solid Waste	3	419	\$ 770,116	\$ 945,041,102
AN	ALASKA	AK19662-9001 *	BIRCH CREEK - Solid Waste Site	3	420	\$ 810,989	\$ 945,852,091
AN	ALASKA	AK15433-9004 *	Koliganek - solid waste site	3	421	\$ 1,884,265	\$ 947,736,356
AN	ALASKA	AK09285-3001 *	NANWALEK - Water Distro Replace - Phase 1	3	422	\$ 1,421,975	\$ 949,158,331
AN	ALASKA	AK09285-3002 *	NANWALEK - Water Distro Replacement - Phase II	3	423	\$ 1,678,500	\$ 950,836,831
AN	ALASKA	AK14361-5001 *	AKUTAN- Water & Sewer Distribution Main Replacement	2	424	\$ 3,913,000	\$ 954,749,831
AN	ALASKA	AK01008-1004 *	KASAAN - New Raw Water Source	2	425	\$ 2,120,000	\$ 956,869,831
AN	ALASKA	AK17543-9006 *	Crooked Creek - Landfill	3	426	\$ 1,462,500	\$ 958,332,331
AN	ALASKA	AK15455-9009 *	Kokhanok - Solid waste	3	427	\$ 2,250,000	\$ 960,582,331
AN	ALASKA	AK13331-3004 *	PORT LIONS - Water Main Replacement	2	428	\$ 2,775,000	\$ 963,357,331
AN	ALASKA	AK04061-5203 *	ANGOON _ Water Source Upgrade	2	429	\$ 7,050,000	\$ 970,407,331
AN	ALASKA	AK15453-9001 *	Ugashik - Solid waste	3	430	\$ 1,330,000	\$ 971,737,331
AN	ALASKA	AK14389-5005 *	Adak Water & Sewer Pipe Replacement	2	431	\$ 5,443,750	\$ 977,181,081
AN	ALASKA	AK13327-3002 *	LARSEN BAY - Water Distribution Replacement	2	432	\$ 968,950	\$ 978,150,031
AN	ALASKA	AK15442-3005 *	NONDALTON - Water Distribution System Upgrades	2	433	\$ 3,375,000	\$ 981,525,031
AN	ALASKA	AK24858-3103 *	SCAMMON BAY - Water Distribution System Replacement Phase 1	2	434	\$ 2,850,000	\$ 984,375,031
AN	ALASKA	AK24858-3104 *	SCAMMON BAY - Water Distribution System Replacement Phase 2	2	435	\$ 2,355,000	\$ 986,730,031
AN	ALASKA	AK14375-9002 *	NIKOLSKI - Solid Waste	3	436	\$ 411,430	\$ 987,141,461
AN	ALASKA	AK23784-5203 *	ELIM - East Loop Water and Sewer	2	437	\$ 2,721,600	\$ 989,863,061
AN	ALASKA	AK23785-1202 *	GAMBELL - Horizontal Well and Line	1	438	\$ 620,000	\$ 990,483,061
AN	ALASKA	AK13323-5003 *	AKHIOK - Water Distribution Mains	2	439	\$ 1,325,000	\$ 991,808,061
AN	ALASKA	AK13323-5004 *	AKHIOK - Sewer Mains	2	440	\$ 1,575,000	\$ 993,383,061

**Indian Health Service
2015 Annual Report of Sanitation Deficiency Levels**

IHS Area: Alaska (AN)

Area	State	Project No.	Project Name	Project DL	Area Priority	Project Cost	Cumulative Project Cost
AN	ALASKA	AK24861-5102 *	Marshall W&S Pipe Replacement	2	441	\$ 1,978,621	\$ 995,361,682
AN	ALASKA	AK15452-5001 *	Twin Hills water and sewer system improvements	2	442	\$ 7,895,000	\$ 1,003,256,682
AN	ALASKA	AK18606-1004 *	GALENA - Backup Ground Water Source	1	443	\$ 150,000	\$ 1,003,406,682
AN	ALASKA	AK22752-5201 *	Point Hope Water & Sewer Extension	3	444	\$ 1,794,000	\$ 1,005,200,682
AN	ALASKA	AK13325-3004 *	KARLUK - Water Main Replacement	2	445	\$ 1,014,000	\$ 1,006,214,682
AN	ALASKA	AK15451-5005 *	TOGIAC West Loop #2 W/S Upgrade (Ph.3)	1	446	\$ 5,514,050	\$ 1,011,728,732
AN	ALASKA	AK15451-4007 *	TOGIAC East Loop Sewer Facilities Upgrades (Ph. 1)	1	447	\$ 5,006,804	\$ 1,016,735,536
AN	ALASKA	AK15433-4002 *	Koliganek - sewer lagoon and wastewater improvements	2	448	\$ 3,265,163	\$ 1,020,000,699
AN	ALASKA	AK15448-5002 *	Port Heiden - Washeteria	2	449	\$ 1,745,655	\$ 1,021,746,354
AN	ALASKA	AK14362-1001 *	ATKA - Upgrade Creek Intake	1	450	\$ 164,000	\$ 1,021,910,354
AN	ALASKA	AK17543-2005 *	Crooked Creek - Sewer Vac Truck	2	451	\$ 1,982,000	\$ 1,023,892,354
AN	ALASKA	AK14374-1002 *	NELSON LAGOON - Water Storage Tank	2	452	\$ 1,088,000	\$ 1,024,980,354
AN	ALASKA	AK14379-5003 *	ST GEORGE _ WW Main Replacement	1	453	\$ 770,000	\$ 1,025,750,354
AN	ALASKA	AK15451-1006 *	TOGIAC - WST Improvements	1	454	\$ 450,000	\$ 1,026,200,354
AN	ALASKA	AK08152-1205 *	TATITLEK - Water Source Access Road & Fencing	2	455	\$ 1,902,000	\$ 1,028,102,354
AN	ALASKA	AK03042-3004 *	KAKE - Water System Upgrades - Phase 2	1	456	\$ 550,000	\$ 1,028,652,354

**Indian Health Service
2015 Annual Report of Sanitation Deficiency Levels**

IHS Area: Albuquerque (AL)

Area	State	Project No.	Project Name	Project	Area	Project Costs	Cumulative
				DL	Priority		Project Costs
AL	NEW MEXICO	NM29365-2201	TA Sewer Service Line Replacement	4	1	\$ 16,712	\$ 16,712
AL	NEW MEXICO	NM23257-1801	SD Individual Wastewater Facilities	4	2	\$ 17,785	\$ 34,497
AL	NEW MEXICO	NM23256-0501	SA Ranchitos Lift Station	3	3	\$ 737,350	\$ 771,847
AL	NEW MEXICO	NM33393-0402	LAGUNA-Paguete Eastside WW Alternatives	4	4	\$ 709,032	\$ 1,480,879
AL	NEW MEXICO	NM21215-1001	SC South Lagoon Improvements Phase 1	4	5	\$ 665,936	\$ 2,146,815
AL	NEW MEXICO	NM17144-1606	ZUNI Sewer Main Rehab - PHASE I	4	6	\$ 344,000	\$ 2,490,815
AL	NEW MEXICO	NM01008-1601	ISLETA 2016 DF Replacements	4	7	\$ 400,000	\$ 2,890,815
AL	NEW MEXICO	NM33381-1403	ACOMA Anzac Pump House Improvements	3	8	\$ 365,000	\$ 3,255,815
AL	NEW MEXICO	NM29365-2101	TA Water Service Line Replacement	3	9	\$ 13,887	\$ 3,269,702
AL	NEW MEXICO	NM23246-0401	CO Sewer Main Replacement	3	10	\$ 470,000	\$ 3,739,702
AL	NEW MEXICO	NM33395-0601	LAGUNA-NY Community ST-DF Replacement	4	11	\$ 133,694	\$ 3,873,396
AL	NEW MEXICO	NM21208-1701	JIC Drainfield Replacements	4	12	\$ 45,000	\$ 3,918,396
AL	NEW MEXICO	NM29362-1501	PIC Water Service Line Replacement	3	13	\$ 26,501	\$ 3,944,897
AL	NEW MEXICO	NM23256-0901	SA Ranchitos Water System Pressure Upgrades - Phase 1	4	14	\$ 100,455	\$ 4,045,352
AL	COLORADO	CO42063-1801	UM Corrosion Prot.Cortez/Towaoc H2O	3	15	\$ 762,963	\$ 4,808,315
AL	NEW MEXICO	NM26308-2401	SI Sewer Service Replacement	2	16	\$ 26,379	\$ 4,834,694
AL	NEW MEXICO	NM33396-1007	LAGUNA-Drainfield Replacement 2	4	17	\$ 897,534	\$ 5,732,228
AL	NEW MEXICO	NM26311-1401	TES Septic Tank & Drainfield Replacement	4	18	\$ 124,767	\$ 5,856,995
AL	NEW MEXICO	NM19167-0104	MESCALERO I&I Phase 3 (p)	3	19	\$ 1,518,000	\$ 7,374,995
AL	NEW MEXICO	NM23261-0307	ZIA - Watermain Replacement	3	20	\$ 483,070	\$ 7,858,065
AL	NEW MEXICO	NM26307-1501	POJ MH Replacement	2	21	\$ 45,794	\$ 7,903,859
AL	NEW MEXICO	NM23246-1601	CO Main Village Lagoon Liner Repair	2	22	\$ 67,000	\$ 7,970,859
AL	NEW MEXICO	NM19167-0704	MESCALERO B-Side Zone Improvements	3	23	\$ 540,000	\$ 8,510,859
AL	NEW MEXICO	NM01085-0205	ISLETA Westside WL Replacement 1	2	24	\$ 280,000	\$ 8,790,859
AL	NEW MEXICO	NM17144-0201	ZUNI Wastewater Treatment Improvements Phase 1 of 3	3	25	\$ 1,422,000	\$ 10,212,859
AL	NEW MEXICO	NM17144-1801	ZUNI Water Source Emergency Power	2	26	\$ 642,000	\$ 10,854,859
AL	NEW MEXICO	NM23255-3301	SF East Rio Grande Well #2	2	27	\$ 439,000	\$ 11,293,859
AL	NEW MEXICO	NM26306-1101	NAM Water System Isolation Valves	2	28	\$ 99,000	\$ 11,392,859
AL	NEW MEXICO	NM26307-1401	POJ Main LS Lifting Gantry	2	29	\$ 64,000	\$ 11,456,859
AL	NEW MEXICO	NM23246-1701	CO South Lagoon Repairs	2	30	\$ 82,000	\$ 11,538,859
AL	NEW MEXICO	NM29365-1901 *	TA Septic Tank & Drainfield Replacement	4	31	\$ 141,932	\$ 11,680,791
AL	COLORADO	CO42063-1901	UM Failing Individual Septic System	4	32	\$ 280,000	\$ 11,960,791
AL	NEW MEXICO	NM29362-1301	PIC ST&DF Replacement	4	33	\$ 77,722	\$ 12,038,513
AL	NEW MEXICO	NM17144-0202	ZUNI Wastewater Treatment Improvements Phase 2 of 3	3	34	\$ 1,517,000	\$ 13,555,513
AL	NEW MEXICO	NM17144-0203	ZUNI Wastewater Treatment Improvements Phase 3 of 3	3	35	\$ 503,000	\$ 14,058,513
AL	NEW MEXICO	NM17144-1803	ZUNI Old Well Rehabilitations	2	36	\$ 411,400	\$ 14,469,913
AL	NEW MEXICO	NM01085-0206	ISLETA Westside WL Replacement 2	2	37	\$ 479,000	\$ 14,948,913
AL	NEW MEXICO	NM33383-1201	ACOMA Water System Improvements	2	38	\$ 1,430,000	\$ 16,378,913
AL	NEW MEXICO	NM21215-1701	SC Wastewater Improvements	4	39	\$ 634,130	\$ 17,013,043
AL	NEW MEXICO	NM26307-1201	POJ New Chlorination Systems	2	40	\$ 75,000	\$ 17,088,043

**Indian Health Service
2015 Annual Report of Sanitation Deficiency Levels**

IHS Area: Albuquerque (AL)

Area	State	Project No.	Project Name	Project DL	Area Priority	Project Costs	Cumulative Project Costs
AL	NEW MEXICO	NM17144-1802	ZUNI Water Main Rehab	2	41	\$ 1,254,000	\$ 18,342,043
AL	NEW MEXICO	NM23248-0502	JEMEZ Water Main Rehab	2	42	\$ 967,950	\$ 19,309,993
AL	NEW MEXICO	NM26308-3101	SI Pajarito Sewer Main Extension	3	43	\$ 182,872	\$ 19,492,865
AL	NEW MEXICO	NM23261-0402	ZIA - Wastewater Lagoon Expansion	2	44	\$ 1,094,800	\$ 20,587,665
AL	NEW MEXICO	NM23246-0701	CO Solid Waste Clean Up	3	45	\$ 165,000	\$ 20,752,665
AL	NEW MEXICO	NM29365-1801	TA Fire Hydrants & Gate Valve	2	46	\$ 77,144	\$ 20,829,809
AL	NEW MEXICO	NM21214-0101	OO Water Meter Installation	2	47	\$ 626,726	\$ 21,456,535
AL	NEW MEXICO	NM21214-1201	OO Chamita & NY Sewer System	4	48	\$ 1,656,030	\$ 23,112,565
AL	NEW MEXICO	NM23255-3101	SF 8-Home Sewer Replacement	2	49	\$ 27,000	\$ 23,139,565
AL	NEW MEXICO	NM19172-0801	MESCALERO S Tulie Well Connection	3	50	\$ 551,000	\$ 23,690,565
AL	NEW MEXICO	NM01085-0302	ISLETA WWTP Sewer Force Main	2	51	\$ 1,270,000	\$ 24,960,565
AL	NEW MEXICO	NM01085-1401	ISLETA Sunset Hill Well	2	52	\$ 455,000	\$ 25,415,565
AL	NEW MEXICO	NM33381-0801	ACOMA Transfer Station WMX	2	53	\$ 150,000	\$ 25,565,565
AL	NEW MEXICO	NM23257-1101 *	SD Domingo WW Collect & Lift Station	3	54	\$ 792,000	\$ 26,357,565
AL	NEW MEXICO	NM23257-1201	SD Sewer Main Replacement Project	2	55	\$ 3,844,000	\$ 30,201,565
AL	NEW MEXICO	NM33381-0202	ACOMA Sky City Waterless Toilets	3	56	\$ 429,000	\$ 30,630,565
AL	NEW MEXICO	NM33005-0101 *	ACOMA Anzac Sewage Disposal	3	57	\$ 2,069,000	\$ 32,699,565
AL	NEW MEXICO	NM17144-1607	ZUNI Sewer Main Rehab PHASE II	2	58	\$ 1,936,000	\$ 34,635,565
AL	NEW MEXICO	NM26306-1601	NAM Little Dam Well #2	2	59	\$ 419,281	\$ 35,054,846
AL	NEW MEXICO	NM23255-2501	SF Water Main Replacement: West	2	60	\$ 536,000	\$ 35,590,846
AL	NEW MEXICO	NM29365-0801	TA River Crossing	2	61	\$ 125,031	\$ 35,715,877
AL	NEW MEXICO	NM17144-1201	ZUNI SCADA Improvements	2	62	\$ 400,000	\$ 36,115,877
AL	NEW MEXICO	NM23246-1501	CO Fire Hydrant Installation	2	63	\$ 108,000	\$ 36,223,877
AL	NEW MEXICO	NM26306-0101	NAM Water Meters	2	64	\$ 135,000	\$ 36,358,877
AL	NEW MEXICO	NM26306-0901 *	NAM WWT Impr, Lagoon #4 (HUD) P2	4	65	\$ 1,110,138	\$ 37,469,015
AL	NEW MEXICO	NM23257-1501	SD WATER MAIN REPLACEMENT	2	66	\$ 1,238,000	\$ 38,707,015
AL	NEW MEXICO	NM21215-1201	SC Open Dump Closure	3	67	\$ 251,223	\$ 38,958,238
AL	NEW MEXICO	NM23257-0801	SD Solid Waste Transfer Station	2	68	\$ 437,000	\$ 39,395,238
AL	NEW MEXICO	NM19167-0705	MESCALERO Gallerito Service Impr.	3	69	\$ 689,000	\$ 40,084,238
AL	NEW MEXICO	NM33382-1402	ACOMA Acomita Water Looping	2	70	\$ 518,000	\$ 40,602,238
AL	NEW MEXICO	NM21214-1301	OO 250,000 Gal. Water Storage Tank	2	71	\$ 375,427	\$ 40,977,665
AL	NEW MEXICO	NM33005-1203	ACOMA SCADA System Improvements	2	72	\$ 333,000	\$ 41,310,665
AL	NEW MEXICO	NM29365-1101	TA Transfer Station WL Extension & Compactor	2	73	\$ 349,007	\$ 41,659,672
AL	NEW MEXICO	NM23257-1301	SD New SCADA System	2	74	\$ 220,000	\$ 41,879,672
AL	NEW MEXICO	NM23257-1401	SD Force Main Replacement	2	75	\$ 157,000	\$ 42,036,672
AL	NEW MEXICO	NM21999-0301	JIC Ind. Well Replacement	4	76	\$ 27,000	\$ 42,063,672
AL	NEW MEXICO	NM33383-0301 *	ACOMA McCartys Village WW Imprvmts	3	77	\$ 3,488,000	\$ 45,551,672
AL	NEW MEXICO	NM23254-1202 *	SANDIA Bosque Sewerage	3	78	\$ 492,893	\$ 46,044,565
AL	NEW MEXICO	NM21208-1001	JIC WWTP Belt Filter Press	2	79	\$ 426,917	\$ 46,471,482
AL	NEW MEXICO	NM26307-1701	POJ Water Tank Sites Remediation	2	80	\$ 45,497	\$ 46,516,979

**Indian Health Service
2015 Annual Report of Sanitation Deficiency Levels**

IHS Area: Albuquerque (AL)

Area	State	Project No.	Project Name	Project	Area	Project Costs	Cumulative
				DL	Priority		Project Costs
AL	NEW MEXICO	NM21215-0901	SC New Community Well	2	81	\$ 286,112	\$ 46,803,091
AL	NEW MEXICO	NM23255-2201	SF Main Village Sewer Replacement	2	82	\$ 492,000	\$ 47,295,091
AL	NEW MEXICO	NM23248-0601	JEMEZ Water Meter Project	2	83	\$ 927,750	\$ 48,222,841
AL	NEW MEXICO	NM33393-0801 *	LAGUNA-Paguete Pork Chop Sewer Ext	3	84	\$ 491,965	\$ 48,714,806
AL	NEW MEXICO	NM19166-0801	MESCALERO Carrizo Ctrl Valves	2	85	\$ 121,800	\$ 48,836,606
AL	NEW MEXICO	NM26306-1301	NAM New 100,000 Gallon Water Tank	2	86	\$ 292,000	\$ 49,128,606
AL	NEW MEXICO	NM23256-0601	SA Rebahene Water System Pressure Upgrades	2	87	\$ 174,794	\$ 49,303,400
AL	NEW MEXICO	NM23255-2401	SF Water Main Replacement: East	2	88	\$ 679,000	\$ 49,982,400
AL	NEW MEXICO	NM29362-1601	PIC Water Meter Rehabilitation	2	89	\$ 122,946	\$ 50,105,346
AL	NEW MEXICO	NM23261-0308	ZIA - Water Storage Tank Renovation	2	90	\$ 250,000	\$ 50,355,346
AL	NEW MEXICO	NM29365-2001	TA Water Meter Replacement	2	91	\$ 324,560	\$ 50,679,906
AL	NEW MEXICO	NM26308-2501	SI Rehab Tewa Water Tank	2	92	\$ 262,833	\$ 50,942,739
AL	NEW MEXICO	NM23248-0201	JEMEZ Water System Master Plan	2	93	\$ 470,000	\$ 51,412,739
AL	NEW MEXICO	NM17144-0801 *	ZUNI Nutria/Pescado Wtr Pt Upgrade	4	94	\$ 275,000	\$ 51,687,739
AL	NEW MEXICO	NM33006-0201	ACOMA Beverly Hills Water Looping	3	95	\$ 216,000	\$ 51,903,739
AL	NEW MEXICO	NM23246-1101	CO Transfer Station	2	96	\$ 309,000	\$ 52,212,739
AL	NEW MEXICO	NM26311-0901	TES Gate Valve & Flush Hydrant Repl	2	97	\$ 162,628	\$ 52,375,367
AL	NEW MEXICO	NM23261-1001	ZIA - Solid Waste Transfer Station O&M	2	98	\$ 278,000	\$ 52,653,367
AL	NEW MEXICO	NM19163-0103 *	MESCALERO Silver Lake Springs	4	99	\$ 853,000	\$ 53,506,367
AL	NEW MEXICO	NM01085-1202	ISLETA Lizard Flats Sewer Main Ext.	3	100	\$ 474,000	\$ 53,980,367
AL	NEW MEXICO	NM19172-0601	MESCALERO Fence Canyon Water Improvement	3	101	\$ 214,000	\$ 54,194,367
AL	NEW MEXICO	NM19167-0902	MESCALERO Solid Waste Transfer Sta	3	102	\$ 1,275,000	\$ 55,469,367
AL	COLORADO	CO42063-0801	UM San Facilities @Transfer Station	2	103	\$ 180,829	\$ 55,650,196
AL	NEW MEXICO	NM23254-1601	SANDIA Transfer Sta Water & Sewer	2	104	\$ 138,933	\$ 55,789,129
AL	NEW MEXICO	NM26306-1501	NAM Main Village Tanks Renovation	2	105	\$ 226,787	\$ 56,015,916
AL	NEW MEXICO	NM21214-2101 *	OO Sewer System Rehabilitation	2	106	\$ 970,209	\$ 56,986,125
AL	NEW MEXICO	NM23246-1401	CO South Force Main Protection	2	107	\$ 80,000	\$ 57,066,125
AL	NEW MEXICO	NM23248-0401	JEMEZ New Water Storage Tank	2	108	\$ 1,281,343	\$ 58,347,468
AL	NEW MEXICO	NM33392-0301	LAGUNA-Solid Waste Scale & Trucks	2	109	\$ 724,057	\$ 59,071,525
AL	NEW MEXICO	NM26308-3001	SI Transfer Station Expansion	2	110	\$ 114,136	\$ 59,185,661
AL	NEW MEXICO	NM21208-0601	JIC Water Distribution System Upgrade	2	111	\$ 1,553,000	\$ 60,738,661
AL	NEW MEXICO	NM19166-0601	MESCALERO State Well PH Renovation	2	112	\$ 670,000	\$ 61,408,661
AL	NEW MEXICO	NM26308-3301	SI Main Village Water Storage Tank	2	113	\$ 586,341	\$ 61,995,002
AL	NEW MEXICO	NM21208-0501	JIC Sewer Collection System Replacement	4	114	\$ 308,799	\$ 62,303,801
AL	NEW MEXICO	NM26307-1001	POJ FH & GV Replacement	2	115	\$ 232,750	\$ 62,536,551
AL	NEW MEXICO	NM23255-0701	SF Water Meters	2	116	\$ 704,000	\$ 63,240,551
AL	NEW MEXICO	NM19172-1001	MESCALERO Metal Fab Sewer	3	117	\$ 565,000	\$ 63,805,551
AL	COLORADO	CO34029-0601	SU Building to Cover Sludge Drying	2	118	\$ 158,851	\$ 63,964,402
AL	COLORADO	CO42063-0201	UM Towaoc Water Meters	2	119	\$ 502,561	\$ 64,466,963
AL	NEW MEXICO	NM33389-0201	LAGUNA-ENCINAL Backup Water Source	2	120	\$ 554,889	\$ 65,021,852

**Indian Health Service
2015 Annual Report of Sanitation Deficiency Levels**

IHS Area: Albuquerque (AL)

Area	State	Project No.	Project Name	Project	Area	Cumulative	
				DL	Priority	Project Costs	Project Costs
AL	NEW MEXICO	NM29362-1701	PIC Water System Improvements	2	121	\$ 1,233,054	\$ 66,254,906
AL	NEW MEXICO	NM26308-2301	SI Main Village Water Main Replacement	2	122	\$ 1,178,159	\$ 67,433,065
AL	NEW MEXICO	NM21208-0101	JIC Lagoon Abandonment	2	123	\$ 877,162	\$ 68,310,227
AL	UTAH	UT19441-0301	UM White Mesa As-Built Drawings	2	124	\$ 86,176	\$ 68,396,403
AL	NEW MEXICO	NM26308-2701	SI Water Meters Installation	2	125	\$ 198,477	\$ 68,594,880
AL	NEW MEXICO	NM23255-3401	SF Westside 200K Gallon Water Storage Tank	2	126	\$ 553,000	\$ 69,147,880
AL	NEW MEXICO	NM23257-1601	* SD Wastewater Lagoon Liner Repair	2	127	\$ 215,000	\$ 69,362,880
AL	NEW MEXICO	NM29362-1201	PIC Transfer Sta Replacement	2	128	\$ 357,232	\$ 69,720,112
AL	NEW MEXICO	NM21214-2001	* OO SCADA Connections	1	129	\$ 51,268	\$ 69,771,380
AL	COLORADO	CO42063-0701	UM Towaoc As-Built Drawings	2	130	\$ 304,144	\$ 70,075,524
AL	UTAH	UT19441-0601	UM White Mesa Water Meters	2	131	\$ 126,651	\$ 70,202,175
AL	NEW MEXICO	NM19190-0303	* MESCALERO Whitetail WM Replacement	3	132	\$ 395,000	\$ 70,597,175
AL	NEW MEXICO	NM26308-2101	* SI South Sewer Collection	2	133	\$ 1,515,559	\$ 72,112,734
AL	NEW MEXICO	NM26308-3201	* SI North Village Sewer Main Extension	2	134	\$ 182,872	\$ 72,295,606
AL	NEW MEXICO	NM23256-0902	SA Ranchitos Water System Pressure Upgrades - Phase 2	2	135	\$ 295,429	\$ 72,591,035
AL	NEW MEXICO	NM26311-1301	TES Water Meters	2	136	\$ 220,339	\$ 72,811,374
AL	NEW MEXICO	NM23256-0801	SA Chicale Sewermain Rehab	2	137	\$ 576,941	\$ 73,388,315
AL	NEW MEXICO	NM23256-2007	* SA Eagle Estates Sewer Extensions	2	138	\$ 222,920	\$ 73,611,235
AL	NEW MEXICO	NM21215-0801	SC Water System Improvements Phase III	2	139	\$ 525,703	\$ 74,136,938
AL	NEW MEXICO	NM21215-0701	* SC South Sewer Connection	2	140	\$ 405,077	\$ 74,542,015
AL	NEW MEXICO	NM29362-1202	* PIC Open Dump Sites	3	141	\$ 3,293,962	\$ 77,835,977
AL	NEW MEXICO	NM01008-1201	* ISLETA Eastside Vacuum Sewer Sys.	2	142	\$ 16,749,000	\$ 94,584,977
AL	COLORADO	CO34029-0201	SU Settling Pond Expansion	2	143	\$ 5,027,545	\$ 99,612,522
AL	NEW MEXICO	NM26307-0601	* POJ LAGOON LINER	2	144	\$ 761,200	\$ 100,373,722
AL	NEW MEXICO	NM26307-1601	POJ Silverwater Rd WM Replacement	2	145	\$ 125,240	\$ 100,498,962
AL	NEW MEXICO	NM26307-0801	POJ WW Belt Filter Press	2	146	\$ 379,000	\$ 100,877,962
AL	NEW MEXICO	NM21214-2201	* OO Water System Improvements	2	147	\$ 841,975	\$ 101,719,937
AL	NEW MEXICO	NM19167-0706	MESCALERO Water Meters	2	148	\$ 1,805,000	\$ 103,524,937
AL	NEW MEXICO	NM29365-1501	* TA SM Extension along Vet Hwy	2	149	\$ 1,710,939	\$ 105,235,876
AL	NEW MEXICO	NM19167-0707	MESCALERO WMP Ph 2	3	150	\$ 6,645,000	\$ 111,880,876
AL	NEW MEXICO	NM26308-2901	SI Sewer Main Replacement	2	151	\$ 1,304,924	\$ 113,185,800
AL	NEW MEXICO	NM26311-1001	TES AC Water Main Replacement	2	152	\$ 398,251	\$ 113,584,051
AL	COLORADO	CO42063-0301	UM Regulate Community H2O Pressure	2	153	\$ 214,306	\$ 113,798,357
AL	NEW MEXICO	NM23257-1701	* SD Sewer Collection & Lift Station for 5 Homes	2	154	\$ 81,000	\$ 113,879,357
AL	NEW MEXICO	NM21112-0101	* JIC South Woodyard Water	3	155	\$ 649,241	\$ 114,528,598
AL	NEW MEXICO	NM21208-1201	JIC Stone Lake & US 64 Connector	2	156	\$ 296,727	\$ 114,825,325
AL	NEW MEXICO	NM23254-0801	* SANDIA Marlowe & Flowers WL Ext	2	157	\$ 195,794	\$ 115,021,119
AL	NEW MEXICO	NM26311-1201	TES Water Storage Tank	2	158	\$ 592,691	\$ 115,613,810
AL	NEW MEXICO	NM26307-1101	* POJ Camino Del Rincon SMX	2	159	\$ 409,525	\$ 116,023,335
AL	COLORADO	CO34029-0101	* SU Ignacio Peak lagoon Abandonment	2	160	\$ 677,710	\$ 116,701,045

**Indian Health Service
2015 Annual Report of Sanitation Deficiency Levels**

IHS Area: Albuquerque (AL)

Area	State	Project No.	Project Name	Project	Area	Cumulative	
				DL	Priority	Project Costs	Project Costs
AL	COLORADO	CO34029-0901	SU Water Main Replacement WTP to Ignacio	2	161	\$ 2,074,169	\$ 118,775,214
AL	NEW MEXICO	NM26306-0601	NAM Complete Water Main Replace	2	162	\$ 1,186,000	\$ 119,961,214
AL	NEW MEXICO	NM26306-0301	NAM Sewer Main Rehab Lagoon #2	2	163	\$ 285,107	\$ 120,246,321
AL	NEW MEXICO	NM26306-0701	NAM Sewer Main Rehab Lagoon #1	2	164	\$ 332,759	\$ 120,579,080
AL	NEW MEXICO	NM19166-0501	MESCALERO Goat Summit Backup Source	2	165	\$ 428,000	\$ 121,007,080
AL	UTAH	UT19441-0201	UM White Mesa SW (Landfill Cleanup)	3	166	\$ 689,745	\$ 121,696,825
AL	NEW MEXICO	NM23255-2701	* SF Hagan Road Water Main Extension	2	167	\$ 705,000	\$ 122,401,825
AL	NEW MEXICO	NM26308-3401	* SI Arsenic Testing and WMX in Pajarito	2	168	\$ 270,803	\$ 122,672,628
AL	UTAH	UT19441-0701	UM White Mesa Arsenic Treatment System	2	169	\$ 532,083	\$ 123,204,711
AL	NEW MEXICO	NM26307-2501	* POJ North Village WW Collect. & Ttmnt	1	170	\$ 966,480	\$ 124,171,191
AL	NEW MEXICO	NM26307-0501	* POJ Vacuum/Jetting Sewer Truck	1	171	\$ 426,000	\$ 124,597,191
AL	COLORADO	CO42063-1501	UM Replace DI Water Line Ute Trail	2	172	\$ 535,810	\$ 125,133,001
AL	COLORADO	CO42063-1601	UM Chimney Rock H2O Arroyo Cross	2	173	\$ 96,807	\$ 125,229,808
AL	NEW MEXICO	NM26306-0401	* NAM Sewer Main Rehab Lagoon #3	2	174	\$ 272,014	\$ 125,501,822
AL	NEW MEXICO	NM26306-1701	* NAM Church WW Collection System E	2	175	\$ 989,763	\$ 126,491,585
AL	NEW MEXICO	NM26306-1801	* NAM R. Vigil System SMX	2	176	\$ 703,713	\$ 127,195,298
AL	NEW MEXICO	NM26306-1901	* NAM Upper Village System SMX	2	177	\$ 285,782	\$ 127,481,080
AL	NEW MEXICO	NM26306-0902	* NAM HUD System SMX	2	178	\$ 61,607	\$ 127,542,687
AL	NEW MEXICO	NM19190-0401	* MESCALERO Nogal Backup Water Source	2	179	\$ 707,000	\$ 128,249,687
AL	NEW MEXICO	NM19190-0501	* MESCALERO Whitetail Backup Source	2	180	\$ 722,000	\$ 128,971,687
AL	NEW MEXICO	NM21208-1301	JIC-Canyon Rd & US 64 Waterline	2	181	\$ 367,206	\$ 129,338,893
AL	NEW MEXICO	NM23248-0301	* JEMEZ Mechanical WWTP	1	182	\$ 2,679,800	\$ 132,018,693
AL	NEW MEXICO	NM21999-0201	* JIC Solid Waste Southern Parts	2	183	\$ 326,969	\$ 132,345,662
AL	NEW MEXICO	NM21112-0201	* JIC Solid Waste Improvements for South Woodyard	2	184	\$ 338,969	\$ 132,684,631
AL	NEW MEXICO	NM21208-1101	JIC Raven Ln WaterLine Extension	2	185	\$ 360,754	\$ 133,045,385
AL	NEW MEXICO	NM21208-1501	* JIC-Paiz Street Sewer Improvements	2	186	\$ 651,344	\$ 133,696,729
AL	NEW MEXICO	NM21208-1601	* JIC- Julian Street Sewer Impr.	2	187	\$ 90,066	\$ 133,786,795
AL	NEW MEXICO	NM21208-0401	JIC Water Main Upgrade	2	188	\$ 1,258,045	\$ 135,044,840
AL	NEW MEXICO	NM19172-1101	MESCALERO Summit WST	2	189	\$ 553,000	\$ 135,597,840
AL	UTAH	UT19441-0502	UM White Mesa Lagoon Expansion	2	190	\$ 708,862	\$ 136,306,702
AL	COLORADO	CO42063-1101	* UM Dry Creek sewer and water	2	191	\$ 1,106,957	\$ 137,413,659
AL	NEW MEXICO	NM26311-0801	* TES SM Extension & Expand Ex Lagoon	2	192	\$ 1,526,626	\$ 138,940,285
AL	NEW MEXICO	NM21208-1401	JIC-Replace Chinatown Tank	2	193	\$ 323,060	\$ 139,263,345

**Indian Health Service
2015 Annual Report of Sanitation Deficiency Levels**

IHS Area: Albuquerque (AL)

Area	State	Project No.	Project Name	Project DL	Area Priority	Project Costs	Cumulative Project Costs
AL	NEW MEXICO	NM26311-1501	TES 4-inch Water Main Replacement	2	194	\$ 815,502	\$ 140,078,847

**Indian Health Service
2015 Annual Report of Sanitation Deficiency Levels**

IHS Area: Bemidji (BE)

Area	State	Project No.	Project Name	Project	Area	Project Cost	Cumulative
				DL	Priority		Project Cost
BE	MINNESOTA	MN03056-0201	WE 50/50 SDS Individual Septics	4	1	\$ 525,000	\$ 525,000
BE	MINNESOTA	MN48189-0201	ML Vineland WTP Control Panel Replacement	3	2	\$ 22,000	\$ 547,000
BE	MINNESOTA	MN44175-0W02	WE- NTW Water System Improvement Project, Phase 2	3	3	\$ 1,960,000	\$ 2,507,000
BE	MINNESOTA	MN04067-0W02	RL Redby Water Sys Improvement Project, Phase 2	3	4	\$ 2,813,000	\$ 5,320,000
BE	MICHIGAN	MI07001-0101	KB Zeba Pumphouse Improvements	3	5	\$ 86,000	\$ 5,406,000
BE	MICHIGAN	MI24005-0101	LTB - Open Dump Cleanup/Prevention & ISWMP Update	3	6	\$ 129,000	\$ 5,535,000
BE	WISCONSIN	WI64986-SW03	LDF - Open Dump Cleanup	3	7	\$ 67,000	\$ 5,602,000
BE	MICHIGAN	MI55031-0101	HA - Sewer Repairs	3	8	\$ 356,000	\$ 5,958,000
BE	WISCONSIN	WI57010-0101	HC Village Water System Improvement	2	9	\$ 169,000	\$ 6,127,000
BE	MINNESOTA	MN11093-0301	LL ARV Valve Installation	3	10	\$ 97,000	\$ 6,224,000
BE	WISCONSIN	WI40937-0501	ME Keshena Tribal Office LS FM Replace	3	11	\$ 311,000	\$ 6,535,000
BE	MICHIGAN	MI45610-OW05	GT - PTown PRV Replacement	2	12	\$ 23,000	\$ 6,558,000
BE	MINNESOTA	MN69245-0301	BF NL Combined Radium	4	13	\$ 1,453,000	\$ 8,011,000
BE	WISCONSIN	WI05345-0101	ON - Water Loss Mitigation	3	14	\$ 550,000	\$ 8,561,000
BE	WISCONSIN	WI07894-0301	STC Water Meters Replacement & Leak Detection	3	15	\$ 253,000	\$ 8,814,000
BE	MINNESOTA	MN16116-0102	GP Pressure Zone and AC Main Phase 2	3	16	\$ 1,490,000	\$ 10,304,000
BE	WISCONSIN	WI02999-0101	BR - Individual Wells - Radionuclide Point of Use Filters	3	17	\$ 150,000	\$ 10,454,000
BE	MINNESOTA	MN64226-0501	LS - Community Water System Repairs	2	18	\$ 572,000	\$ 11,026,000
BE	MICHIGAN	MI37027-0201	SC - AC Water Main Replacement	2	19	\$ 840,000	\$ 11,866,000
BE	WISCONSIN	WI58964-0101	LCO New Post SF Media Replacement	3	20	\$ 76,000	\$ 11,942,000
BE	MICHIGAN	MI55031-0201	HA - WWTP Expansion	3	21	\$ 1,035,000	\$ 12,977,000
BE	MINNESOTA	MN25136-0101	PI Lagoon Abandonment	2	22	\$ 1,074,000	\$ 14,051,000
BE	MINNESOTA	MN09999-0101 *	FDL Big Lake San Sewer	3	23	\$ 4,358,000	\$ 18,409,000
BE	MINNESOTA	MN16116-0201	GP Sewer I&I and Capacity	3	24	\$ 1,022,000	\$ 19,431,000
BE	MINNESOTA	MN01042-0101	ML East Lake Flushing Improvements	2	25	\$ 68,000	\$ 19,499,000
BE	MINNESOTA	MN09999-0301	FDL Compound Sewer Replacement	3	26	\$ 708,000	\$ 20,207,000
BE	WISCONSIN	WI07894-0401	STC Hertel Water & Sewer Improvements	2	27	\$ 150,000	\$ 20,357,000
BE	MINNESOTA	MN48189-0301	ML Lift Station Repairs	2	28	\$ 111,000	\$ 20,468,000
BE	MINNESOTA	MN16116-0301	GP WTP Chlorine Gas Room Renovations	3	29	\$ 65,000	\$ 20,533,000
BE	MICHIGAN	MI51999-0301	LR - WW System Improvements	2	30	\$ 11,210	\$ 20,544,210
BE	MINNESOTA	MN25136-0201	PI WTP eyewash, spill containers, and security cameras	2	31	\$ 70,000	\$ 20,614,210
BE	WISCONSIN	WI57325-0301	HC Indian Hts New Well	2	32	\$ 151,000	\$ 20,765,210
BE	WISCONSIN	WI02878-0401	BR - FF to BH Water Consol. Phase I	4	33	\$ 2,913,000	\$ 23,678,210
BE	WISCONSIN	WI64986-0201	LDF - Sewer Replacement	2	34	\$ 166,000	\$ 23,844,210
BE	WISCONSIN	WI40999-0601	ME Trailer Ct Water System Improv.	4	35	\$ 304,000	\$ 24,148,210
BE	MINNESOTA	MN09999-0401	FDL Mahonmen WTP Renovations	3	36	\$ 753,000	\$ 24,901,210
BE	WISCONSIN	WI64986-1101	LDF - Lagoon Improvements	3	37	\$ 3,401,760	\$ 28,302,970
BE	MINNESOTA	MN64226-0301	LS - Community Water Distribution Improvements	2	38	\$ 223,000	\$ 28,525,970
BE	MICHIGAN	MI17021-1101	BM - S. Red Pine Ln Water Main Repl	2	39	\$ 225,000	\$ 28,750,970
BE	WISCONSIN	WI59982-0201	SM - South Central Sewer Improvements	2	40	\$ 231,120	\$ 28,982,090

**Indian Health Service
2015 Annual Report of Sanitation Deficiency Levels**

IHS Area: Bemidji (BE)

Area	State	Project No.	Project Name	Project	Area	Project Cost	Cumulative
				DL	Priority		Project Cost
BE	WISCONSIN	WI40999-0701	ME Middle Village SBR Improve. Phase I	3	41	\$ 972,000	\$ 29,954,090
BE	MICHIGAN	MI13999-WS01	HUR Individual Services - Vacant Tribal Homes	2	42	\$ 32,000	\$ 29,986,090
BE	MINNESOTA	MN44175-0301 *	WE Naytahwaush Lagoon Expansion Riprap	2	43	\$ 3,344,000	\$ 33,330,090
BE	MICHIGAN	MI27028-0301	LVD - Portable Generator for Lift Station	2	44	\$ 32,000	\$ 33,362,090
BE	WISCONSIN	WI64986-1001	LDF - Lift Station Improvements	2	45	\$ 307,000	\$ 33,669,090
BE	MICHIGAN	MI27028-0101	LVD - Water System Rehabilitation	2	46	\$ 276,000	\$ 33,945,090
BE	WISCONSIN	WI59982-0301	SM - South Central Water Improvements	2	47	\$ 35,000	\$ 33,980,090
BE	WISCONSIN	WI40999-0702	ME Middle Village SBR Improve. Phase II	3	48	\$ 852,000	\$ 34,832,090
BE	WISCONSIN	WI04887-0301	RC Water Storage Access Rd	2	49	\$ 115,000	\$ 34,947,090
BE	MICHIGAN	MI45610-0201	GT Solar Water Main Extension	2	50	\$ 300,000	\$ 35,247,090
BE	WISCONSIN	WI02878-0402	BR - FF to BH Water Consol. Phase II	2	51	\$ 1,118,000	\$ 36,365,090
BE	MINNESOTA	MN09999-0801	FDL Compound AC Water Main	2	52	\$ 504,000	\$ 36,869,090
BE	MICHIGAN	MI17021-0901	BM - Lift Station Replacements	2	53	\$ 29,350	\$ 36,898,440
BE	WISCONSIN	WI21916-0401	SOK - Water Storage Repair	2	54	\$ 264,000	\$ 37,162,440
BE	WISCONSIN	WI02878-0502	BR - New Odanah Sewer Imp. Phase II	3	55	\$ 535,000	\$ 37,697,440
BE	WISCONSIN	WI58012-0101	LCO WM Loop Cnty K&B	2	56	\$ 956,150	\$ 38,653,590
BE	MINNESOTA	MN04066-0101	RL - Ponemah Lift Station Rehabilitation Project	2	57	\$ 345,000	\$ 38,998,590
BE	WISCONSIN	WI42999-0101	HC Bluewing Lift Station Renovations	2	58	\$ 269,000	\$ 39,267,590
BE	MINNESOTA	MN09999-0601	FDL Water Meters	2	59	\$ 95,000	\$ 39,362,590
BE	MINNESOTA	MN09999-0701	FDL Dan. and RR Pumphouse Generator	2	60	\$ 111,000	\$ 39,473,590
BE	MINNESOTA	MN09999-0501	FDL Ridge Road Filter Refurbishment	2	61	\$ 146,000	\$ 39,619,590
BE	WISCONSIN	WI64986-1301	LDF - Water Main Looping	2	62	\$ 78,000	\$ 39,697,590
BE	WISCONSIN	WI21899-0001	FCP - POWTS Inventory	2	63	\$ 105,000	\$ 39,802,590
BE	MINNESOTA	MN04067-0301	RL East Lower Red Lake Arsenic Mitigation ALTERNATE	4	64	\$ 480,000	\$ 40,282,590
BE	MICHIGAN	MI07999-0301	KB POWTS Replacement	4	65	\$ 340,000	\$ 40,622,590
BE	WISCONSIN	WI58024-0502	LCO WWTP Upgrades (Phase 2)	4	66	\$ 3,569,000	\$ 44,191,590
BE	WISCONSIN	WI02878-0101	BR - Bad River Lift Station Improvements	2	67	\$ 80,740	\$ 44,272,330
BE	MICHIGAN	MI17021-0201	BM - Abandonment of Individual Flowing Wells	2	68	\$ 47,000	\$ 44,319,330
BE	MICHIGAN	MI37027-0301	SC - Tertiary Treatment Upgrades	2	69	\$ 1,892,000	\$ 46,211,330
BE	MINNESOTA	MN04064-0201	RL Little Rock Water Services	2	70	\$ 1,414,000	\$ 47,625,330
BE	MINNESOTA	MN31155-0101	LL Inger AC Main Replacement	2	71	\$ 506,000	\$ 48,131,330
BE	WISCONSIN	WI45951-0201	ON - Water Tower Improvements	2	72	\$ 59,000	\$ 48,190,330
BE	MINNESOTA	MN16116-0501	GP Sewer Ponds' Discharge Main	3	73	\$ 1,963,000	\$ 50,153,330
BE	WISCONSIN	WI04887-0401	RC Bear Paw Sewer Repair/Replace	3	74	\$ 635,000	\$ 50,788,330
BE	WISCONSIN	WI04887-SW04	RC dump closure (PHASE IV)	3	75	\$ 363,000	\$ 51,151,330
BE	MICHIGAN	MI07999-0401	KB POWTS Repairs	2	76	\$ 41,000	\$ 51,192,330
BE	MICHIGAN	MI07001-0301	KB - Zeba Water System Rehabilitation	3	77	\$ 1,146,000	\$ 52,338,330
BE	MICHIGAN	MI45610-0101	GT P-town water tower Abandonment	2	78	\$ 13,800	\$ 52,352,130
BE	MINNESOTA	MN69247-0101	BF Vermilion Water Tower Repairs	2	79	\$ 373,000	\$ 52,725,130
BE	WISCONSIN	WI40937-0701	ME Keshena Sewer Replace	2	80	\$ 759,000	\$ 53,484,130

**Indian Health Service
2015 Annual Report of Sanitation Deficiency Levels**

IHS Area: Bemidji (BE)

Area	State	Project No.	Project Name	Project	Area	Project Cost	Cumulative
				DL	Priority		Project Cost
BE	MINNESOTA	MN64226-0601	LS Lagoon Abandonment	2	81	\$ 349,000	\$ 53,833,130
BE	WISCONSIN	WI40938-0601	ME Neopit WM Repl Phase III	2	82	\$ 251,000	\$ 54,084,130
BE	MINNESOTA	MN04349-0101	LL Plantation Control System Improv	2	83	\$ 77,000	\$ 54,161,130
BE	MINNESOTA	MN16999-0101	GP COOK-CO - Ind. Surface Water	4	84	\$ 397,000	\$ 54,558,130
BE	WISCONSIN	WI40938-0701	ME Neopit Sewer Replace - Dog Town	3	85	\$ 820,000	\$ 55,378,130
BE	MINNESOTA	MN69245-0401	BF NL IP Verm lift sta improvements	2	86	\$ 121,700	\$ 55,499,830
BE	MINNESOTA	MN09999-0901	FDL Danielson Watermain Loop	2	87	\$ 407,000	\$ 55,906,830
BE	MINNESOTA	MN03055-0101	WE Pine Point- Lagoon Riprap	2	88	\$ 276,000	\$ 56,182,830
BE	WISCONSIN	WI21899-0101	FCP - Water Meters Installation	2	89	\$ 237,000	\$ 56,419,830
BE	WISCONSIN	WI40999-0501	ME Nitrates Scattered Sites Analysis	2	90	\$ 143,000	\$ 56,562,830
BE	WISCONSIN	WI57010-0201	HC Village WWTF Improvements	2	91	\$ 91,000	\$ 56,653,830
BE	WISCONSIN	WI58024-0101	LCO Water Sequestration	2	92	\$ 39,000	\$ 56,692,830
BE	MICHIGAN	MI55031-0301	HA - Water Meter Installation	2	93	\$ 138,000	\$ 56,830,830
BE	MINNESOTA	MN48189-0501	ML South Vineland Sewer Extension	4	94	\$ 138,000	\$ 56,968,830
BE	WISCONSIN	WI59982-0401 *	SM Camp 14 Sewer Extension	2	95	\$ 129,000	\$ 57,097,830
BE	MINNESOTA	MN69252-0101	BF IP Water Distribution Upgrades	3	96	\$ 376,100	\$ 57,473,930
BE	WISCONSIN	WI58967-0101	LCO Water Main Replacement	2	97	\$ 640,000	\$ 58,113,930
BE	MICHIGAN	MI37027-0501	SC - SBR Reactor Installation	2	98	\$ 2,770,500	\$ 60,884,430
BE	WISCONSIN	WI21916-0501	SOK - Comm. Sewer Sys. Improvements	2	99	\$ 105,000	\$ 60,989,430
BE	MICHIGAN	MI17022-0101	SSM Individual Site	3	100	\$ 14,000	\$ 61,003,430
BE	WISCONSIN	WI02878-0801	BR - Birch Hill Lagoon Improvements	2	101	\$ 162,000	\$ 61,165,430
BE	WISCONSIN	WI02878-1001	BR - New Odanah WWTF Discharge Access Road	2	102	\$ 35,000	\$ 61,200,430
BE	WISCONSIN	WI02878-1101	BR - New Odanah WWTP Sludge Dewatering Press	2	103	\$ 426,620	\$ 61,627,050
BE	MINNESOTA	MN04306-0101	LL Buck Lake Water Improv Phase 1	2	104	\$ 253,000	\$ 61,880,050
BE	MICHIGAN	MI37027-0601	SC - Sewer Main Replacement	2	105	\$ 114,300	\$ 61,994,350
BE	WISCONSIN	WI58969-0101	FCP - Back-up Power	2	106	\$ 268,000	\$ 62,262,350
BE	WISCONSIN	WI58965-0101	LCO Transfer Station	3	107	\$ 575,400	\$ 62,837,750
BE	MICHIGAN	MI37027-0701 *	SC - Misc Wtr Main Looping	2	108	\$ 1,159,000	\$ 63,996,750
BE	MICHIGAN	MI27028-0201	LVD - Community Lift Station	2	109	\$ 301,000	\$ 64,297,750
BE	MINNESOTA	MN09999-1001	FDL (Belich) elevated storage	2	110	\$ 702,000	\$ 64,999,750
BE	MINNESOTA	MN03056-1101	WE Sewer Ext (South)	4	111	\$ 340,000	\$ 65,339,750
BE	WISCONSIN	WI57375-0201	HC Che Nunk Nitrate Treatment	3	112	\$ 974,000	\$ 66,313,750
BE	WISCONSIN	WI40938-0801	ME Neopit Sewer Replace -White City	3	113	\$ 1,209,000	\$ 67,522,750
BE	WISCONSIN	WI45358-0101	ON- Sandhill Comm. Water	2	114	\$ 191,000	\$ 67,713,750
BE	MINNESOTA	MN48189-0801	ML Wigwam Bay Water/Sewer Improvements	3	115	\$ 1,786,000	\$ 69,499,750
BE	MINNESOTA	MN64226-0701	LS Construction Dump Clean up	3	116	\$ 339,000	\$ 69,838,750
BE	WISCONSIN	WI40999-0301	ME Middle Village Water System Improvements	2	117	\$ 877,000	\$ 70,715,750
BE	MINNESOTA	MN09999-1101	FDL Failing Septic Systems	4	118	\$ 209,000	\$ 70,924,750
BE	WISCONSIN	WI04887-0501	RC Bradum 6-in Sewer Replacement	3	119	\$ 1,065,000	\$ 71,989,750
BE	MINNESOTA	MN09999-1201	FDL Scattered Site Septic Inventory	2	120	\$ 470,000	\$ 72,459,750

**Indian Health Service
2015 Annual Report of Sanitation Deficiency Levels**

IHS Area: Bemidji (BE)

Area	State	Project No.	Project Name	Project	Area	Project Cost	Cumulative
				DL	Priority		Project Cost
BE	MINNESOTA	MN16116-0801	GP Wastewater Plant Abandonment	2	121	\$ 47,000	\$ 72,506,750
BE	MICHIGAN	MI07011-0301	KB - Lift Station Improvements US41 North	2	122	\$ 23,000	\$ 72,529,750
BE	MICHIGAN	MI28999-0201	GT Is stanby generators	2	123	\$ 36,550	\$ 72,566,300
BE	MINNESOTA	MN04067-0401 *	RL East Lower Red Lake Arsenic Mitigation	4	124	\$ 2,480,000	\$ 75,046,300
BE	MINNESOTA	MN03056-1601	WE Individual Sewer Systems	3	125	\$ 4,100,000	\$ 79,146,300
BE	WISCONSIN	WI58012-0201	LCO WW Collection	2	126	\$ 3,601,000	\$ 82,747,300
BE	WISCONSIN	WI21916-0801 *	SOK - Water Meter Upgrades	1	127	\$ 157,000	\$ 82,904,300
BE	MINNESOTA	MN03056-1301	WE Sewer Ext (North)	3	128	\$ 640,000	\$ 83,544,300
BE	MINNESOTA	MN16116-0901	GP Water Meters	2	129	\$ 195,000	\$ 83,739,300
BE	MINNESOTA	MN03056-1401	WE Arsenic Wells	4	130	\$ 9,000,000	\$ 92,739,300
BE	WISCONSIN	WI40999-0801	ME Solid Waste Compactor	2	131	\$ 85,000	\$ 92,824,300
BE	WISCONSIN	WI58846-0101	LCO iga sewer	2	132	\$ 243,000	\$ 93,067,300
BE	WISCONSIN	WI40939-0201	ME Zoar Water Dist. System Improvements	2	133	\$ 360,000	\$ 93,427,300
BE	WISCONSIN	WI21899-0201	FCP - Alt. SW Mngt. Activities	2	134	\$ 271,000	\$ 93,698,300
BE	WISCONSIN	WI40999-0901	ME Community Water Meters	2	135	\$ 631,000	\$ 94,329,300
BE	MINNESOTA	MN69245-0801	BF NL IP and Palmquist Water Meters	2	136	\$ 149,040	\$ 94,478,340
BE	MINNESOTA	MN03055-0201	WE B/U energy source (Pine Point)	2	137	\$ 51,000	\$ 94,529,340
BE	MINNESOTA	MN69245-0901	BF NL Sewer Ponds rehab	4	138	\$ 3,982,452	\$ 98,511,792
BE	WISCONSIN	WI02878-1201	BR - SW Eqmt & Open Dump Cleanup	3	139	\$ 592,000	\$ 99,103,792
BE	MINNESOTA	MN11366-0101	LL StonyPoint Com Wastewater	3	140	\$ 982,000	\$ 100,085,792
BE	WISCONSIN	WI40999-0703 *	ME Middle Village SBR and LS Improvements	2	141	\$ 1,619,000	\$ 101,704,792
BE	MINNESOTA	MN04068-0601	RL Community Homes	2	142	\$ 500,000	\$ 102,204,792
BE	MINNESOTA	MN11090-0101	LL Northwoods Loop WaterMain Ext	2	143	\$ 184,000	\$ 102,388,792
BE	WISCONSIN	WI45353-0201	ON - Ridgeland/Hillside Water	3	144	\$ 1,747,000	\$ 104,135,792
BE	MICHIGAN	MI52711-0101 *	KB - Kawbawgam Road Pumphouse	2	145	\$ 807,000	\$ 104,942,792
BE	MINNESOTA	MN03056-1501	WE Sewer Ext (East)	3	146	\$ 370,000	\$ 105,312,792
BE	MINNESOTA	MN04306-0102	LL Buck Lake Water Improv Ph 2	2	147	\$ 212,000	\$ 105,524,792
BE	MINNESOTA	MN69245-1201 *	BF NL Ridge Road Sewer Replacement	2	148	\$ 123,000	\$ 105,647,792
BE	WISCONSIN	WI07989-0401	STC Maple Plain PH & Wells	3	149	\$ 1,171,000	\$ 106,818,792
BE	MINNESOTA	MN69252-0301	BF IP Pump House Upgrades	3	150	\$ 841,000	\$ 107,659,792
BE	MINNESOTA	MN03056-1701 *	WE Sewer Ext (West Phase 1)	2	151	\$ 240,000	\$ 107,899,792
BE	WISCONSIN	WI49956-0101 *	STC Big Round Lake Water Improvements	2	152	\$ 143,500	\$ 108,043,292
BE	MINNESOTA	MN11095-0101 *	LL Onigum Community Sewer	2	153	\$ 1,442,000	\$ 109,485,292
BE	MINNESOTA	MN09999-0201	FDL (Danielson Water Tower)	2	154	\$ 702,000	\$ 110,187,292
BE	WISCONSIN	WI40999-1101 *	ME Red Wing Water System Renovation	2	155	\$ 532,000	\$ 110,719,292
BE	MINNESOTA	MN03056-1702 *	WE Sewer Ext (West Phase 2)	2	156	\$ 290,000	\$ 111,009,292
BE	MICHIGAN	MI55033-0101 *	HA - Casino Lane Water Extension	2	157	\$ 289,000	\$ 111,298,292
BE	MICHIGAN	MI27999-0301	LVD - Solid Waste Program	2	158	\$ 380,000	\$ 111,678,292
BE	WISCONSIN	WI45354-0101 *	ON - Rolling Hills Sewer	2	159	\$ 1,264,000	\$ 112,942,292
BE	WISCONSIN	WI04887-0601 *	RC - BB Rd W&S Ext.	3	160	\$ 1,250,000	\$ 114,192,292

**Indian Health Service
2015 Annual Report of Sanitation Deficiency Levels**

IHS Area: Bemidji (BE)

Area	State	Project No.	Project Name	Project DL	Area Priority	Project Cost	Cumulative Project Cost
BE	MICHIGAN	MI07001-0401 *	KB - Zeba Pequaming North Sewer	2	161	\$ 574,000	\$ 114,766,292
BE	MINNESOTA	MN16999-0201	GP Transfer Station Upgrade and Renovation	2	162	\$ 555,000	\$ 115,321,292
BE	WISCONSIN	WI07989-0501 *	STC MP Water Storage	2	163	\$ 1,081,000	\$ 116,402,292
BE	MINNESOTA	MN15108-0101 *	WE Rice Lake Sewer - Extension	2	164	\$ 664,000	\$ 117,066,292
BE	MINNESOTA	MN03053-0101 *	WE Elbow Lake Water Main Extension	2	165	\$ 400,000	\$ 117,466,292
BE	WISCONSIN	WI49956-0201 *	STC Big Round Lake - Water	2	166	\$ 3,154,000	\$ 120,620,292
BE	MINNESOTA	MN09999-1301 *	FDL (Scotty Dr Water Ext)	2	167	\$ 1,476,000	\$ 122,096,292
BE	WISCONSIN	WI21916-SW01	SOK - Solid Waste Management Facility	2	168	\$ 550,000	\$ 122,646,292
BE	WISCONSIN	WI49956-0301 *	STC BIG ROUND LAKE-Sewer	2	169	\$ 4,079,000	\$ 126,725,292
BE	MINNESOTA	MN04063-0101 *	LL Highway 75 Watermain Extension	2	170	\$ 472,000	\$ 127,197,292
BE	MINNESOTA	MN09999-1401 *	FDL Ridge Road Elevated Storage	2	171	\$ 702,000	\$ 127,899,292
BE	WISCONSIN	WI04887-0701 *	RC- LSB Lagoon	2	172	\$ 2,260,000	\$ 130,159,292
BE	MINNESOTA	MN16116-1001 *	GP- Hat Point Sewer	2	173	\$ 651,000	\$ 130,810,292
BE	WISCONSIN	WI07894-0501	STC Solid Waste Sta. (PHASE II)	2	174	\$ 1,047,000	\$ 131,857,292

**Indian Health Service
2015 Annual Report of Sanitation Deficiency Levels**

IHS Area: Billings (BI)

Area	State	Project No.	Project Name	Project	Area	Project Cost	Cumulative
				DL	Priority		Project Cost
BI	MONTANA	MT03991-1202	FB Scada System Replacement	4	1	\$ 266,000	\$ 266,000
BI	MONTANA	MT02006-0201	CR/Lodge Grass: New Water Tank	4	2	\$ 1,016,000	\$ 1,282,000
BI	MONTANA	MT03991-1501	FB WTP Aeration/Filter Media Replacement	4	3	\$ 270,600	\$ 1,552,600
BI	MONTANA	MT44504-1501	NC/Lame Deer: Lagoon Renovation	3	4	\$ 847,000	\$ 2,399,600
BI	WYOMING	WY07768-1504	ES/Ft. Washakie Water Treatment Intake	3	5	\$ 195,000	\$ 2,594,600
BI	MONTANA	MT43478-1407	FP-Poplar WWTP: Disinfection unit renovation	3	6	\$ 303,560	\$ 2,898,160
BI	MONTANA	MT44504-2003	NC/Lame Deer: sewer main replacement ph 3	3	7	\$ 512,000	\$ 3,410,160
BI	MONTANA	MT21992-0101	RB/Septage Receiving Station	3	8	\$ 133,582	\$ 3,543,742
BI	MONTANA	MT02003-0901	CR/Crow Agency: WWTP repairs	3	9	\$ 150,000	\$ 3,693,742
BI	MONTANA	MT43478-1401	FP-Poplar: WWTP: Oxidation ditch - new mixer + DO meter	3	10	\$ 141,685	\$ 3,835,427
BI	WYOMING	WY07768-1507	ES/Ft. Washakie Sewer Main Replacement	3	11	\$ 600,000	\$ 4,435,427
BI	WYOMING	WY07768-1503	ES/Ft. Washakie 500K Gallon WST Abandonment	3	12	\$ 335,000	\$ 4,770,427
BI	MONTANA	MT24282-0101	FH/Clarice Paul: pressure tanks	3	13	\$ 24,100	\$ 4,794,527
BI	MONTANA	MT24999-1401	FH/Failed Drainfields	4	14	\$ 142,780	\$ 4,937,307
BI	MONTANA	MT21241-0101	RB/Smallsville: new watertank, main, & Booster Station	4	15	\$ 1,361,572	\$ 6,298,879
BI	MONTANA	MT43478-1403	FP-Poplar: Industrial Park lift station renovation	4	16	\$ 148,500	\$ 6,447,379
BI	MONTANA	MT02006-0204	CR/Lodge Grass: well abandonment	3	17	\$ 47,000	\$ 6,494,379
BI	MONTANA	MT32387-0001	FH/Evaro: new well/pumphouse	3	18	\$ 181,000	\$ 6,675,379
BI	MONTANA	MT02007-0101	CR/Pryor: new water tank	3	19	\$ 650,000	\$ 7,325,379
BI	MONTANA	MT21992-0201	RB-Lower Dry Forks Wastewater Treatment Facility	4	20	\$ 2,230,064	\$ 9,555,443
BI	MONTANA	MT02002-0101	NC/Busby: water tank	3	21	\$ 650,000	\$ 10,205,443
BI	MONTANA	MT18999-1301	BF-Solid waste equipment-transfer station	2	22	\$ 369,045	\$ 10,574,488
BI	MONTANA	MT18211-0101	BF-Seville: lagoon renovation	4	23	\$ 536,895	\$ 11,111,383
BI	MONTANA	MT24990-0001	FH-Pache: lagoon upgrade	3	24	\$ 488,000	\$ 11,599,383
BI	WYOMING	WY07768-1502	ES/Ft. Washakie-N. Fork Water Storage Tank Replacement	3	25	\$ 400,000	\$ 11,999,383
BI	MONTANA	MT02003-1201	Crow Agency: water main replacement	3	26	\$ 2,508,300	\$ 14,507,683
BI	MONTANA	MT02003-0801	CR/Crow Agency: sewer main replacement	3	27	\$ 3,355,000	\$ 17,862,683
BI	MONTANA	MT43478-1405	FP-Poplar manhole replacement phase 1	3	28	\$ 653,798	\$ 18,516,481
BI	MONTANA	MT18999-1005	BF-solid waste equip-collection and recycling containers	2	29	\$ 85,000	\$ 18,601,481
BI	MONTANA	MT03992-0201	FB/White Cow: lagoon renovation	3	30	\$ 250,000	\$ 18,851,481
BI	MONTANA	MT02002-0301	Busby: lagoon renovation	3	31	\$ 946,000	\$ 19,797,481
BI	MONTANA	MT24999-1202	FH-tank safety equipment	2	32	\$ 20,000	\$ 19,817,481
BI	WYOMING	WY07760-1201	NA/Arapahoe: new 12-in main to tank	3	33	\$ 629,400	\$ 20,446,881
BI	MONTANA	MT18999-1004	BF-Browning Landfill closure ph IV	3	34	\$ 553,259	\$ 21,000,140
BI	MONTANA	MT43481-1402	FP-WOLF POINT: Sewer Main Replacement	3	35	\$ 350,000	\$ 21,350,140
BI	MONTANA	MT02006-0603	CR/Lodge Grass: manhole improvements	3	36	\$ 150,000	\$ 21,500,140
BI	MONTANA	MT03036-0101	FB/Agnes Leggins: Lagoon Renovation	4	37	\$ 523,874	\$ 22,024,014
BI	MONTANA	MT44999-0202	N Chey Res: Open Dumps	3	38	\$ 553,050	\$ 22,577,064
BI	MONTANA	MT18999-1006	BF-solid waste equipment - C & D landfill	3	39	\$ 820,875	\$ 23,397,939
BI	MONTANA	MT02002-0701	NC/Busby: AC water main replacement	3	40	\$ 648,000	\$ 24,045,939

**Indian Health Service
2015 Annual Report of Sanitation Deficiency Levels**

IHS Area: Billings (BI)

Area	State	Project No.	Project Name	Project	Area	Project Cost	Cumulative
				DL	Priority		Project Cost
BI	MONTANA	MT53621-0601	FP-FRAZER: Water Main Replacement	3	41	\$ 175,000	\$ 24,220,939
BI	MONTANA	MT18203-1301	BF-Two Medicine Water Plant Filters	2	42	\$ 532,000	\$ 24,752,939
BI	WYOMING	WY07993-0201	Arap Indust Park: merge w/ Arapahoe	3	43	\$ 200,000	\$ 24,952,939
BI	MONTANA	MT18203-0201	BF-Browning-repl Depot 2-in waterline	3	44	\$ 74,171	\$ 25,027,110
BI	MONTANA	MT18206-0201	BF-East Glacier: lagoon renovation	3	45	\$ 356,813	\$ 25,383,923
BI	MONTANA	MT21241-0201	RB-Parker Canyon: new water tank	3	46	\$ 550,000	\$ 25,933,923
BI	MONTANA	MT44500-0501	NC/Ashland: sewer main replacement	3	47	\$ 440,000	\$ 26,373,923
BI	WYOMING	WY07993-0301	Arap Indust Park: lagoon relining	3	48	\$ 300,600	\$ 26,674,523
BI	MONTANA	MT02010-0401	NC/Muddy Cluster: AC water main replacement	3	49	\$ 426,000	\$ 27,100,523
BI	MONTANA	MT32387-1501	FH-Evaro Water Storage	4	50	\$ 229,000	\$ 27,329,523
BI	MONTANA	MT21242-0701	RB-Mission Taylor Lift Station	3	51	\$ 100,000	\$ 27,429,523
BI	MONTANA	MT43478-1406	FP-Poplar manhole replacement phase 2	2	52	\$ 647,188	\$ 28,076,711
BI	MONTANA	MT43481-1403	FP-Wolf Point: Water Main Replacement	2	53	\$ 300,000	\$ 28,376,711
BI	MONTANA	MT02003-0301	Crow Agency: replace fire hydrants	2	54	\$ 81,000	\$ 28,457,711
BI	MONTANA	MT03991-1204	Ft Belknap: Gate Valve Equipment	2	55	\$ 25,420	\$ 28,483,131
BI	MONTANA	MT43478-1404	FP-Poplar: Medicine Bear Rd. Lift Station renovation	2	56	\$ 148,500	\$ 28,631,631
BI	MONTANA	MT02009-0201	CR/Wyola: new community well	3	57	\$ 117,000	\$ 28,748,631
BI	MONTANA	MT18209-0102	BF-Starr School-hydrant replacement	3	58	\$ 21,000	\$ 28,769,631
BI	MONTANA	MT37423-0201	BF-Heart Butte-4-in waterline repl	3	59	\$ 222,500	\$ 28,992,131
BI	MONTANA	MT02002-0601	NC/Busby: sewer main replacement	3	60	\$ 1,400,000	\$ 30,392,131
BI	MONTANA	MT43481-1401	FP-WOLF POINT: Lagoon Cell Lining	4	61	\$ 400,000	\$ 30,792,131
BI	MONTANA	MT43999-0201	Ft Peck Res: As Builts	2	62	\$ 100,000	\$ 30,892,131
BI	MONTANA	MT24287-0001	FH-Turtle Lake: loop main/safety impr	2	63	\$ 194,000	\$ 31,086,131
BI	MONTANA	MT03999-0701	Ft Belk Res: lagoon fencing	3	64	\$ 152,500	\$ 31,238,631
BI	MONTANA	MT21999-1701	RB-Azure lagoon riprap	2	65	\$ 250,000	\$ 31,488,631
BI	MONTANA	MT44500-0101	NC/Ashland: lagoon renovation ph 1	4	66	\$ 922,800	\$ 32,411,431
BI	MONTANA	MT44501-0101	NC/Birney: lagoon renovation	4	67	\$ 740,000	\$ 33,151,431
BI	MONTANA	MT44504-1301	Northern Cheyenne Tribe Solid Waste Canisters ph. 1	3	68	\$ 60,000	\$ 33,211,431
BI	MONTANA	MT02009-0301	CR/Wyola: new water tank	3	69	\$ 475,000	\$ 33,686,431
BI	MONTANA	MT03991-1205	Ft Belk Res: hydrant replacement	2	70	\$ 94,260	\$ 33,780,691
BI	MONTANA	MT02003-0601	Crow Agency: WTP upgrade	3	71	\$ 1,070,000	\$ 34,850,691
BI	WYOMING	WY07767-1501	NA/Upgrade lines serving Ethete Housing and Little Wind Casino	3	72	\$ 1,214,100	\$ 36,064,791
BI	MONTANA	MT44500-0301	NC/Ashland: water tank	3	73	\$ 440,000	\$ 36,504,791
BI	MONTANA	MT03999-1301	Ft Belk Res: solid waste canisters	2	74	\$ 111,700	\$ 36,616,491
BI	MONTANA	MT18200-0201	BF-Babb-Hookup to N system	3	75	\$ 679,648	\$ 37,296,139
BI	MONTANA	MT24273-0101	FH-Dayton: pumphouse & pressure tank	2	76	\$ 50,000	\$ 37,346,139
BI	WYOMING	WY07767-0203	NA/Ethete: replace WTP intake	3	77	\$ 475,000	\$ 37,821,139
BI	MONTANA	MT02010-0102	NC/Muddy Cluster: lagoon renov ph 2	3	78	\$ 1,405,000	\$ 39,226,139
BI	MONTANA	MT24285-0002	FH-Schley: water ph 2 -water main repl	2	79	\$ 201,500	\$ 39,427,639
BI	MONTANA	MT02003-0303	Crow Agency: install meters	3	80	\$ 250,000	\$ 39,677,639

**Indian Health Service
2015 Annual Report of Sanitation Deficiency Levels**

IHS Area: Billings (BI)

Area	State	Project No.	Project Name	Project	Area	Project Cost	Cumulative
				DL	Priority		Project Cost
BI	WYOMING	WY07773-1508	ES/Ft. Washakie-North Fork Road Water Main Extension	2	81	\$ 350,000	\$ 40,027,639
BI	MONTANA	MT21999-0501	RB-wat/sew as-builts	2	82	\$ 101,420	\$ 40,129,059
BI	MONTANA	MT44500-0601	NC/Ashland: AC water main replacement	3	83	\$ 397,000	\$ 40,526,059
BI	MONTANA	MT18202-0102	BF-Blackfoot Chlorination System	3	84	\$ 49,500	\$ 40,575,559
BI	WYOMING	WY07760-0801	Arapahoe: replace GP sewer main	3	85	\$ 1,000,000	\$ 41,575,559
BI	MONTANA	MT21230-0301	RB/Newtown Pipe	3	86	\$ 1,500,000	\$ 43,075,559
BI	MONTANA	MT02003-0501	Crow Agency: renov east lift statio	3	87	\$ 236,000	\$ 43,311,559
BI	WYOMING	WY07760-1001	N Arapaho: indiv well refurbish	3	88	\$ 65,000	\$ 43,376,559
BI	WYOMING	WY07767-0206	NA/Ethete: exterior tank painting	2	89	\$ 125,000	\$ 43,501,559
BI	WYOMING	WY07767-0601	NA/Ethete: replace Plunkett tank	2	90	\$ 720,000	\$ 44,221,559
BI	MONTANA	MT44501-0501	NC/Birney: AC water main replacement	3	91	\$ 353,000	\$ 44,574,559
BI	WYOMING	WY07768-0111	ES/Ft Washakie: AC Pipe Replacement Phase 3	3	92	\$ 3,251,434	\$ 47,825,993
BI	MONTANA	MT44501-0401	NC/Birney: new well	3	93	\$ 111,000	\$ 47,936,993
BI	MONTANA	MT21230-0201	RB-Box Elder East Wastewater Treatment Facility Phase 1	3	94	\$ 1,557,345	\$ 49,494,338
BI	MONTANA	MT53621-0301	FP-Frazer: Lagoon Renovation	3	95	\$ 3,240,000	\$ 52,734,338
BI	WYOMING	WY07767-0301	NA/Ethete: Plunkett Rd loop repair	3	96	\$ 95,000	\$ 52,829,338
BI	MONTANA	MT02006-0601	CR/Lodge Grass: VC sewer repl ph 1	3	97	\$ 1,233,000	\$ 54,062,338
BI	MONTANA	MT02006-0602	CR/Lodge Grass: VC sewer repl ph 2	3	98	\$ 3,700,000	\$ 57,762,338
BI	MONTANA	MT44501-0301	NC/Birney: water tank	3	99	\$ 422,000	\$ 58,184,338
BI	MONTANA	MT44504-0501	N Chey Res: hydrant replacement	2	100	\$ 393,100	\$ 58,577,438
BI	WYOMING	WY07760-0503	Arapahoe: replace fire hydrants	3	101	\$ 155,000	\$ 58,732,438
BI	MONTANA	MT44501-0201	NC/Birney: sewer main replacement	3	102	\$ 650,600	\$ 59,383,038
BI	WYOMING	WY07767-0201	NA/Ethete: PRV/ARV replacement	3	103	\$ 235,400	\$ 59,618,438
BI	WYOMING	WY07762-0101 *	ES/Boulder Flat: New Community Sewer System	3	104	\$ 1,800,000	\$ 61,418,438
BI	MONTANA	MT44500-0102	NC/Ashland: lagoon renovation ph 2	3	105	\$ 852,200	\$ 62,270,638
BI	MONTANA	MT02006-0206	CR/Lodge Grass: water meters	3	106	\$ 186,000	\$ 62,456,638
BI	WYOMING	WY07768-1505 *	ES/Hotsprings Water Main Loop	3	107	\$ 280,000	\$ 62,736,638
BI	WYOMING	WY07768-1506 *	ES/Boulder Flat Water Main Extension	3	108	\$ 500,000	\$ 63,236,638
BI	MONTANA	MT24286-0101	FH-Houle Ville: Iron/Mn removal	2	109	\$ 78,000	\$ 63,314,638
BI	WYOMING	WY07767-0207	NA/Ethete: 4-6-in AC waterline repl	3	110	\$ 1,290,600	\$ 64,605,238
BI	MONTANA	MT03999-0103	Ft Belk Res: transfer site equip	2	111	\$ 463,125	\$ 65,068,363
BI	WYOMING	WY07767-0204	NA/Ethete: Interior tank painting	3	112	\$ 330,000	\$ 65,398,363
BI	MONTANA	MT03999-0102	Ft Belk Res: white goods collect	2	113	\$ 296,100	\$ 65,694,463
BI	WYOMING	WY07768-0106	ES/Ft Washakie: As Builts	2	114	\$ 125,000	\$ 65,819,463
BI	WYOMING	WY07767-0205	NA/Ethete: install water meters	2	115	\$ 400,000	\$ 66,219,463

**Indian Health Service
2015 Annual Report of Sanitation Deficiency Levels**

IHS Area: California (CA)

Area	State	Project No.	Project Name	Project	Area	Project Cost	Cumulative
				DL	Priority		Project Cost
CA	CALIFORNIA	CA54512-1102	DRT Tule River - Water Well (Black Mountain Well) Phase 2	4	1	\$ 1,106,000	\$ 1,106,000
CA	CALIFORNIA	CA11346-0701	DRT Grindstone Water Source	4	2	\$ 469,000	\$ 1,575,000
CA	CALIFORNIA	CA33442-2001	TORRES MARTINEZ Individual Water Services	4	3	\$ 28,700	\$ 1,603,700
CA	CALIFORNIA	CA12392-1001	YUROK Weitchpec Main Replacement	4	4	\$ 494,300	\$ 2,098,000
CA	CALIFORNIA	CA12354-2401	HOOPA Agency Field Septic Replacement	3	5	\$ 376,600	\$ 2,474,600
CA	CALIFORNIA	CA55516-0204	Tuolumne Rancheria-Community Sewer Phase 3	4	6	\$ 1,402,400	\$ 3,877,000
CA	CALIFORNIA	CA33434-1601	ESCONDIDO DISTRICT On-Site Waste Water	4	7	\$ 166,400	\$ 4,043,400
CA	CALIFORNIA	CA54512-1001	Tule River Sewer Extension	4	8	\$ 706,600	\$ 4,750,000
CA	CALIFORNIA	CA37474-0201	SAN PASQUAL District C CWS Phase 1 Pump House and water main	4	9	\$ 108,100	\$ 4,858,100
CA	CALIFORNIA	CA37477-0201	DRT VIEJAS AC Water Main Replacement	3	10	\$ 136,300	\$ 4,994,400
CA	CALIFORNIA	CA37475-2001	SANTA YSABEL Wtr System Improvements	2	11	\$ 31,000	\$ 5,025,400
CA	CALIFORNIA	CA08333-0701	SMITH RIVER Water Supply Improvements	3	12	\$ 420,000	\$ 5,445,400
CA	CALIFORNIA	CA11346-0501	DRT Grindstone Water Storage Tank	3	13	\$ 518,000	\$ 5,963,400
CA	CALIFORNIA	CA08332-1401	RESIGHINI Water Improvements	2	14	\$ 93,700	\$ 6,057,100
CA	CALIFORNIA	CA37472-1001	PAUMA New Well Connection	2	15	\$ 541,000	\$ 6,598,100
CA	CALIFORNIA	CA12353-3101	YUROK HazMat Emergency Response	3	16	\$ 122,800	\$ 6,720,900
CA	CALIFORNIA	CA15999-0102	Tubatulabals Miranda Water System Improvements	3	17	\$ 175,394	\$ 6,896,294
CA	CALIFORNIA	CA17410-0501	Big Valley Water Treatment Improvements	2	18	\$ 515,300	\$ 7,411,594
CA	CALIFORNIA	CA37466-1501	LA JOLLA - PASHAL RD WATER MAIN REPLACEMENT	3	19	\$ 579,700	\$ 7,991,294
CA	CALIFORNIA	CA25416-0301	DRT PR XL Rancheria Back-up Water Source	2	20	\$ 186,000	\$ 8,177,294
CA	CALIFORNIA	CA47815-7002	Happy Camp Water Sys Upgrades - Phase 2	3	21	\$ 155,000	\$ 8,332,294
CA	CALIFORNIA	CA45841-0501	RDO Scattered Sites	3	22	\$ 111,000	\$ 8,443,294
CA	CALIFORNIA	CA12393-0401	Orleans CSD Water Treatment System	3	23	\$ 316,000	\$ 8,759,294
CA	CALIFORNIA	CA08333-0901	Smith River Water Quality Monitoring	2	24	\$ 189,000	\$ 8,948,294
CA	CALIFORNIA	CA37469-0901	MANZANITA Community Wastewater	4	25	\$ 404,000	\$ 9,352,294
CA	CALIFORNIA	CA37466-1101	DRT LA JOLLA Lower Sys WM Replacement	3	26	\$ 279,800	\$ 9,632,094
CA	CALIFORNIA	CA23402-0801	Hopland Main Waterline Crossing Improvements	2	27	\$ 208,800	\$ 9,840,894
CA	CALIFORNIA	CA33442-1701	TORRES MARTINEZ Overflowing Artesian Wells	2	28	\$ 112,600	\$ 9,953,494
CA	CALIFORNIA	CA12373-0601	YUROK Kepel Sedimentation Tank Rehabilitation	2	29	\$ 37,000	\$ 9,990,494
CA	CALIFORNIA	CA25413-1001	FT Bidwell Water Emrgcy Power	2	30	\$ 80,650	\$ 10,071,144
CA	CALIFORNIA	CA37470-0901	MESA GRANDE Maxcy System Tank Renovation	2	31	\$ 50,700	\$ 10,121,844
CA	CALIFORNIA	CA23201-0100	Coyote Valley Sewer Improvement	4	32	\$ 30,000	\$ 10,151,844
CA	CALIFORNIA	CA12353-0905	YUROK Scattered Sites	3	33	\$ 445,500	\$ 10,597,344
CA	CALIFORNIA	CA12354-1401	HOOPA Water Main Replacement/Leak Repair	3	34	\$ 355,800	\$ 10,953,144
CA	CALIFORNIA	CA17382-0002	Middletown Sewer Improvements Phase II	3	35	\$ 569,400	\$ 11,522,544
CA	CALIFORNIA	CA18839-0701	Susanville Upper Ranch Water Tank Reno	2	36	\$ 51,000	\$ 11,573,544
CA	CALIFORNIA	CA12354-1801	HOOPA Tish Tang Water Improvements	3	37	\$ 283,500	\$ 11,857,044
CA	CALIFORNIA	CA37462-1401	CAMPO OLD SYSTEM WATER STORAGE TANK	2	38	\$ 356,000	\$ 12,213,044
CA	CALIFORNIA	CA12354-2001	HOOPA Emergency Water Supply	2	39	\$ 698,500	\$ 12,911,544
CA	CALIFORNIA	CA37474-0901	DRT SAN PASQUAL - Dist A Well #3 Treatment	2	40	\$ 524,300	\$ 13,435,844

**Indian Health Service
2015 Annual Report of Sanitation Deficiency Levels**

IHS Area: California (CA)

Area	State	Project No.	Project Name	Project	Area	Project Cost	Cumulative
				DL	Priority		Project Cost
CA	CALIFORNIA	CA37473-1101	RINCON Well Destruction	2	41	\$ 17,940	\$ 13,453,784
CA	CALIFORNIA	CA12373-0501	YUROK Ke'Pel Well	3	42	\$ 239,000	\$ 13,692,784
CA	CALIFORNIA	CA12354-0503	HOOPA Sewer Treatment Facility, Ph1	3	43	\$ 7,820,000	\$ 21,512,784
CA	CALIFORNIA	CA37470-1201	MESA GRANDE Maxcy Pump House Repl.	3	44	\$ 90,000	\$ 21,602,784
CA	CALIFORNIA	CA23402-0201	Hopland Water Trtmnt Improvements	2	45	\$ 546,900	\$ 22,149,684
CA	CALIFORNIA	CA10342-0101	DRT Cold Springs Water Well	2	46	\$ 172,500	\$ 22,322,184
CA	CALIFORNIA	CA47815-7003	Happy Camp Water Sys Upgrades - Phase 3	3	47	\$ 41,000	\$ 22,363,184
CA	CALIFORNIA	CA12354-0505	HOOPA Tribal Biosolids Disposal System	3	48	\$ 967,000	\$ 23,330,184
CA	CALIFORNIA	CA54512-0701	DRT-Tule River Water Storage Tank	2	49	\$ 826,500	\$ 24,156,684
CA	CALIFORNIA	CA49505-1001	Stewarts Point Rancheria Open Dump Clean-Up	2	50	\$ 47,754	\$ 24,204,438
CA	CALIFORNIA	CA15999-0401	Miranda Water System Improvements	2	51	\$ 38,000	\$ 24,242,438
CA	CALIFORNIA	CA33440-0301	SANTA ROSA Res. Water Storage Tank	2	52	\$ 399,000	\$ 24,641,438
CA	CALIFORNIA	CA37476-0101	SYCUAN Water Tank Upgrade	2	53	\$ 440,000	\$ 25,081,438
CA	CALIFORNIA	CA20397-0201	Picayune Transfer Station	2	54	\$ 400,000	\$ 25,481,438
CA	CALIFORNIA	CA37473-1701	RINCON North Well & Pump House	2	55	\$ 770,000	\$ 26,251,438
CA	CALIFORNIA	CA06327-0102 *	DRT Cortina BOR Water Conveyance Project	4	56	\$ 2,033,800	\$ 28,285,238
CA	CALIFORNIA	CA37474-1201	SAN PASQUAL - Decentralized Sewer System	4	57	\$ 559,800	\$ 28,845,038
CA	CALIFORNIA	CA37471-0801	PALA South Sewer Collection Extension	3	58	\$ 3,379,400	\$ 32,224,438
CA	CALIFORNIA	CA33440-0601	SANTA ROSA Res. STDF REPLACEMENT	2	59	\$ 110,900	\$ 32,335,338
CA	CALIFORNIA	CA37466-1401	DRT LA JOLLA WESTERN WELL #4	3	60	\$ 322,000	\$ 32,657,338
CA	CALIFORNIA	CA32426-0401	DRT Greenville Rancheria Water Storage Tank	2	61	\$ 168,000	\$ 32,825,338
CA	CALIFORNIA	CA12352-0501	DRT Blue Lake Water Storage	2	62	\$ 195,000	\$ 33,020,338
CA	CALIFORNIA	CA18839-0501	DRT Susanville Upper Sys. Water Meter and PRV Replace	2	63	\$ 465,000	\$ 33,485,338
CA	CALIFORNIA	CA37470-1301	DRT MESA GRANDE Main Sys Well #2 (Tank Well)	4	64	\$ 410,800	\$ 33,896,138
CA	CALIFORNIA	CA10341-0201	BIG SANDY - COMMUNITY SEWER	4	65	\$ 2,273,000	\$ 36,169,138
CA	CALIFORNIA	CA54512-1201	TR Cow Mountain Water Supply	3	66	\$ 619,000	\$ 36,788,138
CA	CALIFORNIA	CA12354-0502	HOOPA Valley Wide Sewer Ph 2	3	67	\$ 5,830,000	\$ 42,618,138
CA	CALIFORNIA	CA12354-2101	HOOPA Upper Norton Tank	2	68	\$ 154,100	\$ 42,772,238
CA	CALIFORNIA	CA16376-0302	Santa Rosa Tachi-Yokut Wastewater Disposal	2	69	\$ 884,000	\$ 43,656,238
CA	CALIFORNIA	CA37477-0101	VIEJAS SOLIDS DEWATERING	2	70	\$ 775,500	\$ 44,431,738
CA	CALIFORNIA	CA08333-0501	SMITH RIVER - Water Main Loop	2	71	\$ 466,000	\$ 44,897,738
CA	CALIFORNIA	CA37462-1101	CAMPO South Pumphouse Upgrade	2	72	\$ 84,000	\$ 44,981,738
CA	CALIFORNIA	CA10341-0102	Big Sandy Solid Waste Management Plan	3	73	\$ 31,500	\$ 45,013,238
CA	CALIFORNIA	CA37475-1901	SANTA YSABEL Home Water Services	2	74	\$ 193,000	\$ 45,206,238
CA	CALIFORNIA	CA12354-1202	HOOPA Campbell Creek Water Intake	2	75	\$ 1,810,000	\$ 47,016,238
CA	CALIFORNIA	CA12392-0801	YUROK Weitchpec Redwood Tank Rehabilitation	2	76	\$ 79,300	\$ 47,095,538
CA	CALIFORNIA	CA37472-1301	PAUMA STDF REPLACEMENT	2	77	\$ 263,100	\$ 47,358,638
CA	CALIFORNIA	CA99210-0101 *	DRT Chicken Ranch Water Well Project	2	78	\$ 169,500	\$ 47,528,138
CA	CALIFORNIA	CA23406-0401	DRT-Sherwood Valley (old) - Water Main	3	79	\$ 269,000	\$ 47,797,138
CA	CALIFORNIA	CA55516-0101	DRT Tuolumne Water Well	2	80	\$ 179,400	\$ 47,976,538

**Indian Health Service
2015 Annual Report of Sanitation Deficiency Levels**

IHS Area: California (CA)

Area	State	Project No.	Project Name	Project	Area	Project Cost	Cumulative
				DL	Priority		Project Cost
CA	CALIFORNIA	CA37471-0701 *	DRT PALA SOUTH Water Main Replacement and Ext	2	81	\$ 457,500	\$ 48,434,038
CA	CALIFORNIA	CA37468-1401	LOS COYOTES Dumpsite Cleanup	3	82	\$ 28,000	\$ 48,462,038
CA	CALIFORNIA	CA37470-0201	MESA GRANDE Black Canyon Upgrades	2	83	\$ 141,000	\$ 48,603,038
CA	CALIFORNIA	CA37468-0901	LOS COYOTES Water Source Protection	2	84	\$ 25,000	\$ 48,628,038
CA	CALIFORNIA	CA33434-1501	CAHUILLA Individual Water System Improvements	4	85	\$ 65,500	\$ 48,693,538
CA	CALIFORNIA	CA03306-0301	lone Water Main Replacement	3	86	\$ 338,000	\$ 49,031,538
CA	CALIFORNIA	CA37475-2401	DRT SANTA YSABEL Ortega Water Main Replacement	3	87	\$ 170,000	\$ 49,201,538
CA	CALIFORNIA	CA54512-0801	Tule River Water Main	2	88	\$ 255,000	\$ 49,456,538
CA	CALIFORNIA	CA12353-0101	YUROK Notchko Village Water Improvements	2	89	\$ 17,500	\$ 49,474,038
CA	CALIFORNIA	CA45831-0701	PR Solid Waste Plan	2	90	\$ 20,000	\$ 49,494,038
CA	CALIFORNIA	CA08331-1501	AFO Scattered Sites	2	91	\$ 158,000	\$ 49,652,038
CA	CALIFORNIA	CA08360-0601	YUROK Klamath Tank Rehabilitation	2	92	\$ 107,300	\$ 49,759,338
CA	CALIFORNIA	CA08331-0101	CRESCENT CITY Individual Wastewater	2	93	\$ 45,000	\$ 49,804,338
CA	CALIFORNIA	CA37474-0202	SAN PASQUAL District C CWS Tank and Water Main	3	94	\$ 126,000	\$ 49,930,338
CA	CALIFORNIA	CA33442-1801	TORRES MARTINEZ STDF REPLACEMENT	2	95	\$ 119,500	\$ 50,049,838
CA	CALIFORNIA	CA33441-1001	SOBOBA Solid Waste Transfer Station	3	96	\$ 211,000	\$ 50,260,838
CA	CALIFORNIA	CA12354-1001	HOOPA Hydrant Replacement	2	97	\$ 35,000	\$ 50,295,838
CA	CALIFORNIA	CA12354-1102	HOOPA Water Tank & Booster St. Ph2	2	98	\$ 470,000	\$ 50,765,838
CA	CALIFORNIA	CA12354-0803	HOOPA VALLEY - Solid Waste Cleanup	2	99	\$ 159,200	\$ 50,925,038
CA	CALIFORNIA	CA12354-0701	HOOPA Transfer Station Modifications	2	100	\$ 516,047	\$ 51,441,085
CA	CALIFORNIA	CA12354-1901	HOOPA Campbell Field Water Improvements	2	101	\$ 122,300	\$ 51,563,385
CA	CALIFORNIA	CA12354-1103	HOOPA Water Storage Tank and Booster - Phase 3	2	102	\$ 858,600	\$ 52,421,985
CA	CALIFORNIA	CA47815-9002	DRT Happy Camp Water Storage	2	103	\$ 239,000	\$ 52,660,985
CA	CALIFORNIA	CA33442-1401	TORRES MARTINEZ AVE 64 WM Dist Repl	2	104	\$ 421,000	\$ 53,081,985
CA	CALIFORNIA	CA08999-0101	ELK VALLEY Individual W&S	2	105	\$ 135,000	\$ 53,216,985
CA	CALIFORNIA	CA37461-0101	BARONA STDF REPLACEMENT	2	106	\$ 740,100	\$ 53,957,085
CA	CALIFORNIA	CA33434-1401	CAHUILLA STDF REPLACEMENT	2	107	\$ 180,100	\$ 54,137,185
CA	CALIFORNIA	CA37470-1401	MESA GRANDE STDF REPLACEMENT	2	108	\$ 664,100	\$ 54,801,285
CA	CALIFORNIA	CA37474-1001	SAN PASQUAL STDF REPLACEMENT	2	109	\$ 1,079,000	\$ 55,880,285
CA	CALIFORNIA	CA55514-0101	Chicken Ranch SONORA - Scattered sewer	3	110	\$ 26,000	\$ 55,906,285
CA	CALIFORNIA	CA12352-0601	Blue Lake Well Abandonment	2	111	\$ 3,300	\$ 55,909,585
CA	CALIFORNIA	CA34451-0701 *	Wilton Water Main Replacement	3	112	\$ 386,700	\$ 56,296,285
CA	CALIFORNIA	CA37462-1601	CAMPO STDF REPLACEMENT	2	113	\$ 760,900	\$ 57,057,185
CA	CALIFORNIA	CA23487-0201	DRT Manchester/Point Arena Water	3	114	\$ 120,000	\$ 57,177,185
CA	CALIFORNIA	CA54512-0301	TULE RIVER - Solid Waste Drainage	2	115	\$ 100,000	\$ 57,277,185
CA	CALIFORNIA	CA45831-0703	PR Solid Waste Clean Up	2	116	\$ 150,000	\$ 57,427,185
CA	CALIFORNIA	CA37475-0201	SANTA YSABEL Water Tank AccessRoads	2	117	\$ 300,000	\$ 57,727,185
CA	CALIFORNIA	CA17385-0201	Upper Lake Rn Solid Waste	3	118	\$ 45,000	\$ 57,772,185
CA	CALIFORNIA	CA37474-1101	SAN PASQUAL - Solid Waste Transfer Station	2	119	\$ 438,100	\$ 58,210,285
CA	CALIFORNIA	CA33441-0101	Sobabo Reservation Individual Facility Improvements	2	120	\$ 405,000	\$ 58,615,285

**Indian Health Service
2015 Annual Report of Sanitation Deficiency Levels**

IHS Area: California (CA)

Area	State	Project No.	Project Name	Project	Area	Project Cost	Cumulative
				DL	Priority		Project Cost
CA	CALIFORNIA	CA12353-3102	YUROK Solid Waste Disposal	2	121	\$ 159,710	\$ 58,774,995
CA	CALIFORNIA	CA12353-3103	YUROK Hazardous Waste Management	2	122	\$ 146,480	\$ 58,921,475
CA	CALIFORNIA	CA08364-0101	YUROK Klamath Glen Wastewater Plant	2	123	\$ 465,000	\$ 59,386,475
CA	CALIFORNIA	CA20120-0201	Madera Individual Facility Improvements	2	124	\$ 607,500	\$ 59,993,975
CA	CALIFORNIA	CA49505-0401	DRT-Stewarts Pt Water	2	125	\$ 80,000	\$ 60,073,975
CA	CALIFORNIA	CA12353-3104	YUROK Solid Waste Disposal & Equipment	2	126	\$ 236,242	\$ 60,310,217
CA	CALIFORNIA	CA23405-0309 *	Round Valley Force Main Rehab	2	127	\$ 481,000	\$ 60,791,217
CA	CALIFORNIA	CA12354-1303	HOOPA Valve Replacement	2	128	\$ 160,507	\$ 60,951,724
CA	CALIFORNIA	CA37474-0501	SAN PASQUAL Dist B Radionuclide Trt	2	129	\$ 1,395,000	\$ 62,346,724
CA	CALIFORNIA	CA08333-1501	Smith River Wastewater Grit Removal and Dewatering Improvements	2	130	\$ 166,000	\$ 62,512,724
CA	CALIFORNIA	CA47815-7004	Happy Camp Water Sys Upgrades - Phase 4	2	131	\$ 14,000	\$ 62,526,724
CA	CALIFORNIA	CA33436-1201 *	MORONGO Community Sewer	2	132	\$ 13,733,000	\$ 76,259,724
CA	CALIFORNIA	CA37469-0902 *	MANZANITA - COMM WASTEWATER SOUTH Phase 2	4	133	\$ 333,800	\$ 76,593,524
CA	CALIFORNIA	CA34451-0702 *	Wilton Rancheria Pumphouse & Tank	3	134	\$ 371,200	\$ 76,964,724
CA	CALIFORNIA	CA08360-1201	YUROK Klamath Regional Water InterTie	2	135	\$ 2,437,200	\$ 79,401,924
CA	CALIFORNIA	CA55516-0301	Tuolumne Water Storage Tank	2	136	\$ 425,000	\$ 79,826,924
CA	CALIFORNIA	CA12377-0101	Eureka Individual Facility Improvements	2	137	\$ 500,000	\$ 80,326,924
CA	CALIFORNIA	CA12375-0101	Fortuna Individual Facility Improvements	2	138	\$ 456,000	\$ 80,782,924
CA	CALIFORNIA	CA33436-0101	Morongo Individual Facility Improvements	2	139	\$ 993,000	\$ 81,775,924
CA	CALIFORNIA	CA37473-0701	RINCON Golsh Road SW Cleanup	2	140	\$ 103,000	\$ 81,878,924
CA	CALIFORNIA	CA23489-0202	Potter Valley-Scattered Sewer	2	141	\$ 20,000	\$ 81,898,924
CA	CALIFORNIA	CA45831-0702	PR Solid Waste Equipment	2	142	\$ 190,000	\$ 82,088,924
CA	CALIFORNIA	CA12356-0801	DRT Wiyot-Table Bluff Well Improvements	2	143	\$ 391,000	\$ 82,479,924
CA	CALIFORNIA	CA37474-0602	SAN PASQUAL Community Sewer District A	3	144	\$ 7,470,000	\$ 89,949,924
CA	CALIFORNIA	CA45841-0101	Redding Individual Facility Improvements	3	145	\$ 330,000	\$ 90,279,924
CA	CALIFORNIA	CA33114-0101	Temecula Individual Facility Improvements	3	146	\$ 165,000	\$ 90,444,924
CA	CALIFORNIA	CA23402-0701	Hopland Wastewater Facility Improve	2	147	\$ 104,000	\$ 90,548,924
CA	CALIFORNIA	CA37466-0101	La Jolla Individual Facility Improvements - LJ Wide	2	148	\$ 612,500	\$ 91,161,424
CA	CALIFORNIA	CA17208-0101	Upper Lake- Robinson Scattered Swr	2	149	\$ 150,000	\$ 91,311,424
CA	CALIFORNIA	CA47817-0201	FORKS OT SAL - Indv STDF	2	150	\$ 45,000	\$ 91,356,424
CA	CALIFORNIA	CA37473-1001	RINCON Water Security Upgrades	2	151	\$ 220,000	\$ 91,576,424
CA	CALIFORNIA	CA12356-0701	Wiyot-Wastewater System Improvements	2	152	\$ 534,000	\$ 92,110,424
CA	CALIFORNIA	CA45214-0201	REDWOOD VAL-CWS Improvements	2	153	\$ 69,000	\$ 92,179,424
CA	CALIFORNIA	CA37467-0301 *	DRT LA POSTA New Upper System Well	3	154	\$ 616,320	\$ 92,795,744
CA	CALIFORNIA	CA55516-1301	Tuolumne Rancheria Water System Improvement	2	155	\$ 1,211,900	\$ 94,007,644
CA	CALIFORNIA	CA12392-0500	YUROK Upriver Community Washateria & Watering Point	2	156	\$ 125,000	\$ 94,132,644
CA	CALIFORNIA	CA37464-0301 *	EWIIAAPAAYP Water Storage Tank	3	157	\$ 60,000	\$ 94,192,644
CA	CALIFORNIA	CA47819-0302	YREKA Individual W&S	2	158	\$ 315,000	\$ 94,507,644
CA	CALIFORNIA	CA25413-0901 *	FT Bidwell Sewer System Extension	2	159	\$ 343,000	\$ 94,850,644
CA	CALIFORNIA	CA16376-0401	DRT Santa Rosa Water Well	2	160	\$ 211,400	\$ 95,062,044

**Indian Health Service
2015 Annual Report of Sanitation Deficiency Levels**

IHS Area: California (CA)

Area	State	Project No.	Project Name	Project	Area	Project Cost	Cumulative
				DL	Priority		Project Cost
CA	CALIFORNIA	CA12386-0101	McKinleyville Individual Facility Improvements	2	161	\$ 275,000	\$ 95,337,044
CA	CALIFORNIA	CA04317-0201 *	Chico Individual Facility Improvements	1	162	\$ 831,000	\$ 96,168,044
CA	CALIFORNIA	CA08333-1202	Smith River Community Wastewater Connections, Phase II	2	163	\$ 100,000	\$ 96,268,044
CA	CALIFORNIA	CA15999-0301	Tubatulabals Pauite Mtn. and Weldon PDA	5	164	\$ 320,000	\$ 96,588,044
CA	CALIFORNIA	CA37462-1001	CAMPO Water Main Realignment	2	165	\$ 294,000	\$ 96,882,044
CA	CALIFORNIA	CA37473-1301	RINCON Solid Waste Transfer Center	2	166	\$ 250,000	\$ 97,132,044
CA	CALIFORNIA	CA17385-0102 *	Upper Lake - Community Sewer Phase 2	4	167	\$ 907,200	\$ 98,039,244
CA	CALIFORNIA	CA55520-0101	TUOLUMNE Town Scattered Sewer	3	168	\$ 60,000	\$ 98,099,244
CA	CALIFORNIA	CA87215-0101	Scotts Valley-Scattered Water Sewer	3	169	\$ 73,800	\$ 98,173,044
CA	CALIFORNIA	CA23402-0603 *	Hopland Sewer Improv Phase 3	3	170	\$ 201,200	\$ 98,374,244
CA	CALIFORNIA	CA12353-3301	YUROK Ke-nek Water Main	3	171	\$ 267,300	\$ 98,641,544
CA	CALIFORNIA	CA17410-0502	Big Valley Community Water Improvement PhII	2	172	\$ 95,000	\$ 98,736,544
CA	CALIFORNIA	CA17418-0101 *	LAKEPORT - Scotts Valley Ind sewer	3	173	\$ 130,000	\$ 98,866,544
CA	CALIFORNIA	CA17418-0201	LAKEPORT - Big Valley Ind Sewer	3	174	\$ 286,000	\$ 99,152,544
CA	CALIFORNIA	CA17395-0101	Kelseyville Individual Facility Improvements	2	175	\$ 455,000	\$ 99,607,544
CA	CALIFORNIA	CA10341-0103 *	Big Sandy Drainfield Improvements for homes	2	176	\$ 200,000	\$ 99,807,544
CA	CALIFORNIA	CA08999-0201	SMITH RIVER Individual W&S	2	177	\$ 180,000	\$ 99,987,544
CA	CALIFORNIA	CA47815-8001	HAPPY CAMP Individual W&S	2	178	\$ 225,000	\$ 100,212,544
CA	CALIFORNIA	CA12393-0101	ORLEANS WEST-Indiv Well & Septic	2	179	\$ 75,000	\$ 100,287,544
CA	CALIFORNIA	CA47108-0101	SCOTT BAR Individual W&S	2	180	\$ 135,000	\$ 100,422,544
CA	CALIFORNIA	CA47109-0101	SEIAD Individual W&S	2	181	\$ 67,500	\$ 100,490,044
CA	CALIFORNIA	CA08333-1301	Nii-llii-chvn-dvn Allotment	2	182	\$ 98,000	\$ 100,588,044
CA	CALIFORNIA	CA47105-0101	SOMES BAR Individual W&S	2	183	\$ 90,000	\$ 100,678,044
CA	CALIFORNIA	CA12515-0901 *	DRT Trinidad Water Storage	2	184	\$ 615,000	\$ 101,293,044
CA	CALIFORNIA	CA31323-0201	Auburn Individual Facility Improvements	2	185	\$ 1,020,000	\$ 102,313,044
CA	CALIFORNIA	CA45835-0201	Burney Individual Facility Improvements	2	186	\$ 391,000	\$ 102,704,044
CA	CALIFORNIA	CA52124-0101	Corning Individual Facility Improvements	2	187	\$ 315,000	\$ 103,019,044
CA	CALIFORNIA	CA52130-0101	Cottonwood Individual Facility Improvements	2	188	\$ 245,000	\$ 103,264,044
CA	CALIFORNIA	CA37870-0101	El Cajon Reservation Individual Facility Improvements	2	189	\$ 1,000,000	\$ 104,264,044
CA	CALIFORNIA	CA47104-0101	Etna Individual Facility Improvements	2	190	\$ 200,000	\$ 104,464,044
CA	CALIFORNIA	CA23348-0101	Fort Bragg Individual Facility Improvements	2	191	\$ 285,000	\$ 104,749,044
CA	CALIFORNIA	CA52125-0101	Gerber Individual Facility Improvements	2	192	\$ 180,000	\$ 104,929,044
CA	CALIFORNIA	CA04105-0101	Gridley Individual Facility Improvements	2	193	\$ 270,000	\$ 105,199,044
CA	CALIFORNIA	CA17418-0301	Lakeport Individual Facility Improvements	2	194	\$ 530,000	\$ 105,729,044
CA	CALIFORNIA	CA37881-0101 *	Lakeside Individual Facility Improvements	2	195	\$ 375,000	\$ 106,104,044
CA	CALIFORNIA	CA31801-0101	Lincoln Individual Facility Improvements	2	196	\$ 300,000	\$ 106,404,044
CA	CALIFORNIA	CA58315-0101	Marysville Individual Facility Improvements	2	197	\$ 825,000	\$ 107,229,044
CA	CALIFORNIA	CA47113-0101	Montague Individual Facility Improvements	2	198	\$ 280,000	\$ 107,509,044
CA	CALIFORNIA	CA29809-0101	Nevada City Individual Facility Improvements	2	199	\$ 265,000	\$ 107,774,044
CA	CALIFORNIA	CA09305-0101	Placerville Individual Facility Improvements	2	200	\$ 330,000	\$ 108,104,044

**Indian Health Service
2015 Annual Report of Sanitation Deficiency Levels**

IHS Area: California (CA)

Area	State	Project No.	Project Name	Project DL	Area Priority	Project Cost	Cumulative Project Cost
CA	CALIFORNIA	CA23214-0101	Redwood Valley Rancheria Individual Facility Improvements	2	201	\$ 455,000	\$ 108,559,044
CA	CALIFORNIA	CA37473-0101	Rincon Reservation Individual Facility Improvements	2	202	\$ 305,000	\$ 108,864,044
CA	CALIFORNIA	CA17383-0101	Robinson Rancheria Individual Facility Improvements	2	203	\$ 150,000	\$ 109,014,044
CA	CALIFORNIA	CA31800-0101	Rocklin Individual Facility Improvements	2	204	\$ 425,000	\$ 109,439,044
CA	CALIFORNIA	CA37475-0301	Santa Ysabel Individual Facility Improvements	2	205	\$ 250,000	\$ 109,689,044
CA	CALIFORNIA	CA10114-0101	Selma Individual Facility Improvements	2	206	\$ 230,000	\$ 109,919,044
CA	CALIFORNIA	CA23522-0301	Ukiah Individual Facility Improvements	2	207	\$ 1,057,500	\$ 110,976,544
CA	CALIFORNIA	CA37538-0101	Valley Center Individual Facility Improvements	2	208	\$ 445,000	\$ 111,421,544
CA	CALIFORNIA	CA37535-0101	Vista Individual Facility Improvements	2	209	\$ 145,200	\$ 111,566,744
CA	CALIFORNIA	CA47103-0101	Weed Individual Facility Improvements	2	210	\$ 255,000	\$ 111,821,744
CA	CALIFORNIA	CA23524-0201	Willits Individual Facility Improvements	2	211	\$ 595,000	\$ 112,416,744
CA	CALIFORNIA	CA51528-0101	Yuba City Individual Facility Improvements	2	212	\$ 880,000	\$ 113,296,744
CA	CALIFORNIA	CA12393-0502	DRT Orleans CSD Water Storage	2	213	\$ 205,000	\$ 113,501,744
CA	CALIFORNIA	CA12393-0301	Orleans CSD Water Main Rehabilitation	2	214	\$ 10,000	\$ 113,511,744
CA	CALIFORNIA	CA12355-0101	ROHNERVILLE - Old Rancheria Water	2	215	\$ 90,000	\$ 113,601,744
CA	CALIFORNIA	CA08360-1101	YUROK Klamath Water Main Replacement	2	216	\$ 741,600	\$ 114,343,344
CA	CALIFORNIA	CA23484-0001	Pinoleville Rnch - Sewer Collection	3	217	\$ 226,800	\$ 114,570,144
CA	CALIFORNIA	CA33440-0401	SANTA ROSA Res. Transfer Station	2	218	\$ 51,000	\$ 114,621,144
CA	CALIFORNIA	CA57526-0101	Woodland Individual Facility Improvements	2	219	\$ 220,000	\$ 114,841,144
CA	CALIFORNIA	CA11346-1001	Grindstone Solid Waste Clean-up Project	2	220	\$ 40,000	\$ 114,881,144
CA	CALIFORNIA	CA23403-0601	LAYTONVILLE RANCHERIA - SOLID WASTE	3	221	\$ 194,400	\$ 115,075,544
CA	CALIFORNIA	CA17419-0201	MIDDLETOWN - Scattered Sewer	3	222	\$ 26,000	\$ 115,101,544
CA	CALIFORNIA	CA37534-0101 *	Fallbrook Individual Facility Improvements	1	223	\$ 225,000	\$ 115,326,544
CA	CALIFORNIA	CA04108-0101	Paradise Individual Facility Improvements	2	224	\$ 455,000	\$ 115,781,544
CA	CALIFORNIA	CA23405-0307	Round Valley - North/Agency Sewer	4	225	\$ 793,400	\$ 116,574,944
CA	CALIFORNIA	CA23524-0101 *	Willits - Sherwood Val Scatter Swr	3	226	\$ 230,000	\$ 116,804,944
CA	CALIFORNIA	CA37464-0201 *	EWIIAAPAAYP Open Dump Cleanup	3	227	\$ 140,000	\$ 116,944,944
CA	CALIFORNIA	CA45831-0704	PR Solid Waste Composting	2	228	\$ 156,311	\$ 117,101,255
CA	CALIFORNIA	CA47815-5002	Happy Camp WW Sewer-Ph 2	2	229	\$ 30,000	\$ 117,131,255
CA	CALIFORNIA	CA47815-0801	Happy Camp Wastewater Treatment System	2	230	\$ 40,000	\$ 117,171,255
CA	CALIFORNIA	CA37462-1302 *	CAMPO North CWS	4	231	\$ 1,218,500	\$ 118,389,755
CA	CALIFORNIA	CA23483-0201	Pinoleville - Scattered Sewer	3	232	\$ 130,000	\$ 118,519,755
CA	CALIFORNIA	CA23408-0101	COVELO TOWNS - Scattered Sewer	2	233	\$ 208,000	\$ 118,727,755
CA	CALIFORNIA	CA23405-0702	Round Valley- Solid Waste	3	234	\$ 98,005	\$ 118,825,760
CA	CALIFORNIA	CA10384-0201	Clovis Area Individual Facility Improvements	2	235	\$ 1,025,000	\$ 119,850,760
CA	CALIFORNIA	CA16117-0101	Hanford Individual Facility Improvements	2	236	\$ 650,000	\$ 120,500,760
CA	CALIFORNIA	CA33441-0701	SOBOBA Solid Waste	2	237	\$ 410,000	\$ 120,910,760
CA	CALIFORNIA	CA37472-0901 *	PAUMA-YUIMA Two System Connection	2	238	\$ 249,800	\$ 121,160,560
CA	CALIFORNIA	CA08347-0202	ELK VALLEY - Solid Waste	2	239	\$ 68,000	\$ 121,228,560
CA	CALIFORNIA	CA37468-1101 *	LOS COYOTES Tank Replacement	2	240	\$ 240,000	\$ 121,468,560

**Indian Health Service
2015 Annual Report of Sanitation Deficiency Levels**

IHS Area: California (CA)

Area	State	Project No.	Project Name	Project	Area	Project Cost	Cumulative
				DL	Priority		Project Cost
CA	CALIFORNIA	CA23204-0101	HOPLAND - Scattered Sewer	3	241	\$ 247,000	\$ 121,715,560
CA	CALIFORNIA	CA12393-0601	Orleans MWC Water Treatment Improvements	3	242	\$ 338,000	\$ 122,053,560
CA	CALIFORNIA	CA23406-0101 *	Sherwood Valley - Solid Waste	1	243	\$ 216,371	\$ 122,269,931
CA	CALIFORNIA	CA23402-0503	Solid Waste Transfer Station	2	244	\$ 135,455	\$ 122,405,386
CA	CALIFORNIA	CA45840-0101 *	Anderson Individual Facility Improvements	1	245	\$ 350,000	\$ 122,755,386
CA	CALIFORNIA	CA37102-0101 *	Carlsbad Individual Facility Improvements	1	246	\$ 300,000	\$ 123,055,386
CA	CALIFORNIA	CA37880-0101 *	Chula Vista Individual Facility Improvements	1	247	\$ 500,000	\$ 123,555,386
CA	CALIFORNIA	CA42542-0101 *	Goleta Individual Facility Improvements	1	248	\$ 220,000	\$ 123,775,386
CA	CALIFORNIA	CA37152-0101 *	Imperial Beach Individual Facility Improvements	1	249	\$ 185,000	\$ 123,960,386
CA	CALIFORNIA	CA37206-0101 *	La Mesa Individual Facility Improvements	1	250	\$ 300,000	\$ 124,260,386
CA	CALIFORNIA	CA19127-0101 *	Lakewood Individual Facility Improvements	1	251	\$ 190,000	\$ 124,450,386
CA	CALIFORNIA	CA37207-0101 *	Lemon Grove Individual Facility Improvements	1	252	\$ 330,000	\$ 124,780,386
CA	CALIFORNIA	CA33105-0101 *	Murrieta Individual Facility Improvements	1	253	\$ 230,000	\$ 125,010,386
CA	CALIFORNIA	CA37876-0101 *	National City Individual Facility Improvements	1	254	\$ 220,000	\$ 125,230,386
CA	CALIFORNIA	CA37110-0101 *	Oceanside Individual Facility Improvements	1	255	\$ 760,000	\$ 125,990,386
CA	CALIFORNIA	CA37536-0101 *	Ramona Individual Facility Improvements	1	256	\$ 270,000	\$ 126,260,386
CA	CALIFORNIA	CA37630-0101 *	San Marcos Individual Facility Improvements	1	257	\$ 340,000	\$ 126,600,386
CA	CALIFORNIA	CA42507-0101 *	Santa Barbara Individual Facility Improvements	1	258	\$ 955,000	\$ 127,555,386
CA	CALIFORNIA	CA37882-0101 *	Santee Individual Facility Improvements	1	259	\$ 315,000	\$ 127,870,386
CA	CALIFORNIA	CA57132-0101 *	West Sacramento Individual Facility Improvements	1	260	\$ 485,000	\$ 128,355,386
CA	CALIFORNIA	CA33442-1203 *	TORRES MARTINEZ AVE 64 SEWER MAIN	4	261	\$ 1,804,000	\$ 130,159,386
CA	CALIFORNIA	CA37469-0801 *	MANZANITA Community Water System	4	262	\$ 2,316,000	\$ 132,475,386
CA	CALIFORNIA	CA37474-0603 *	SAN PASQUAL Community Sewer District B Phase 2	3	263	\$ 6,600,000	\$ 139,075,386
CA	CALIFORNIA	CA06327-0003	Cortina Wellhead Security	2	264	\$ 100,000	\$ 139,175,386
CA	CALIFORNIA	CA23406-0402 *	Sherwood Valley-Eastside Water Main	4	265	\$ 290,475	\$ 139,465,861
CA	CALIFORNIA	CA54512-0902 *	Tule River Main Water System Black Mountain Extension	3	266	\$ 751,400	\$ 140,217,261
CA	CALIFORNIA	CA23405-0308	Round Valley - Sewer Phase 8	3	267	\$ 288,000	\$ 140,505,261
CA	CALIFORNIA	CA37470-0301 *	MESA GRANDE 3 Indiv. Iron & Mang.	2	268	\$ 75,000	\$ 140,580,261
CA	CALIFORNIA	CA16116-0101 *	Santa Rosa Rancheria LEMOORE - Scattered sewer	3	269	\$ 120,000	\$ 140,700,261
CA	CALIFORNIA	CA37473-0702	RINCON Golsh Road Soil Remediation Ph 2	2	270	\$ 500,000	\$ 141,200,261
CA	CALIFORNIA	CA37475-0702	SANTA YSABEL Solid Waste Closure	3	271	\$ 160,000	\$ 141,360,261
CA	CALIFORNIA	CA49503-0101 *	GRATON RNCH. - Indiv Swr	3	272	\$ 637,000	\$ 141,997,261
CA	CALIFORNIA	CA23402-0501	Hopland Rancheria - Open Dumps	2	273	\$ 151,454	\$ 142,148,715
CA	CALIFORNIA	CA17208-0201	Upper Lake- Upper Lake Scatter Swr	2	274	\$ 104,000	\$ 142,252,715
CA	CALIFORNIA	CA08360-0801	YUROK Klamath Sewer Main Replacement	2	275	\$ 696,179	\$ 142,948,894
CA	CALIFORNIA	CA47815-0901	Happy Camp Solid Waste	2	276	\$ 233,000	\$ 143,181,894
CA	CALIFORNIA	CA06327-0002 *	Cortina - Distribution Mains	4	277	\$ 356,000	\$ 143,537,894
CA	CALIFORNIA	CA33442-1001	TORRES-MARTINEZ Solid Waste	3	278	\$ 380,000	\$ 143,917,894
CA	CALIFORNIA	CA33438-0401 *	RAMONA Community Water System	2	279	\$ 316,000	\$ 144,233,894
CA	CALIFORNIA	CA37632-0101	Alpine Individual Facility Improvements	2	280	\$ 380,000	\$ 144,613,894

**Indian Health Service
2015 Annual Report of Sanitation Deficiency Levels**

IHS Area: California (CA)

Area	State	Project No.	Project Name	Project	Area	Project Cost	Cumulative
				DL	Priority		Project Cost
CA	CALIFORNIA	CA17381-0101 *	LOWER LAKE - Indv Scattered Swr	2	281	\$ 39,000	\$ 144,652,894
CA	CALIFORNIA	CA08333-1403	Smith River-Prince Island Court-Wastewater Connections	2	282	\$ 140,000	\$ 144,792,894
CA	CALIFORNIA	CA12515-0601	Trinidad Solid Waste	2	283	\$ 163,000	\$ 144,955,894
CA	CALIFORNIA	CA17410-0402	BV Community WW Improvement, Ph II	2	284	\$ 640,200	\$ 145,596,094
CA	CALIFORNIA	CA09305-0001	PLACERVILLE - Scattered Sewer and water	2	285	\$ 374,000	\$ 145,970,094
CA	CALIFORNIA	CA37475-1801	SANTA YSABEL Transfer Station	2	286	\$ 101,000	\$ 146,071,094
CA	CALIFORNIA	CA08333-0402	SMITH RIVER - Solid Waste	2	287	\$ 126,000	\$ 146,197,094
CA	CALIFORNIA	CA23484-0101 *	Pinoleville Rnch Solid Waste	3	288	\$ 35,000	\$ 146,232,094
CA	CALIFORNIA	CA33440-0501	SANTA ROSA Res. Solid Waste	2	289	\$ 150,000	\$ 146,382,094
CA	CALIFORNIA	CA49502-0101 *	Dry Creek Water & Sewer	3	290	\$ 343,500	\$ 146,725,594
CA	CALIFORNIA	CA33442-1402 *	DRT TORRES MARTINEZ AVE 64 WATER MAIN	2	291	\$ 1,600,000	\$ 148,325,594
CA	CALIFORNIA	CA37475-2301 *	DRT SANTA YSABEL Ortega System Backup Well	2	292	\$ 257,000	\$ 148,582,594
CA	CALIFORNIA	CA23522-0101 *	Ukiah-Coyote Valley Scatter Sewer	3	293	\$ 43,000	\$ 148,625,594
CA	CALIFORNIA	CA47496-0002	Quartz Valley - SOLID WASTE	2	294	\$ 90,000	\$ 148,715,594
CA	CALIFORNIA	CA06327-0004	Cortina Community Wastewater Feas Study	2	295	\$ 119,100	\$ 148,834,694
CA	CALIFORNIA	CA33434-1201 *	CAHUILLA Small Comm Wtr System	2	296	\$ 534,000	\$ 149,368,694
CA	CALIFORNIA	CA47815-1001 *	Happy Camp-3 Individ. Water	2	297	\$ 245,000	\$ 149,613,694
CA	CALIFORNIA	CA12355-0301 *	DRT Rohnerville-Old Rancheria Water Supply Improvements	2	298	\$ 241,000	\$ 149,854,694
CA	CALIFORNIA	CA08333-1402 *	Smith River New Sewer Collection System, Phase IIIA	2	299	\$ 705,000	\$ 150,559,694
CA	CALIFORNIA	CA08333-1203 *	Smith River Community Wastewater Connections, Phase III	2	300	\$ 200,000	\$ 150,759,694
CA	CALIFORNIA	CA23406-0403 *	Shewood Valley - Eastside Water Imp	3	301	\$ 378,000	\$ 151,137,694
CA	CALIFORNIA	CA47815-0602 *	HAPPY CAMP - Elk Creek Wastewater Project	2	302	\$ 413,000	\$ 151,550,694
CA	CALIFORNIA	CA47817-0301 *	FOS - Knownothing Ck Indiv Water	2	303	\$ 24,000	\$ 151,574,694
CA	CALIFORNIA	CA12515-0204 *	Trinidad Wastewater Improvements	2	304	\$ 866,000	\$ 152,440,694
CA	CALIFORNIA	CA47817-0601 *	Somes Bar - 2 Individ. Homes	2	305	\$ 81,000	\$ 152,521,694

**Indian Health Service
2015 Annual Report of Sanitation Deficiency Levels**

IHS Area: Great Plains (GP)

Area	State	Project No.	Project Name	Project	Area	Project Cost	Cumulative
				DL	Priority		Project Cost
GP	SOUTH DAKOTA	SD60817-0101	RB - CS: St. Francis Sewer Rehab	4	1	\$ 1,875,000	\$ 1,875,000
GP	SOUTH DAKOTA	SD56783-0112	PR - CSLS: Pine Ridge Lift Station Replacement	4	2	\$ 1,093,000	\$ 2,968,000
GP	SOUTH DAKOTA	SD60816-0301	RB - CS: Lower Rosebud Force Main Replacement	4	3	\$ 710,000	\$ 3,678,000
GP	SOUTH DAKOTA	SD60814-0201	RB - CS: Parmelee Sewer Renovations	4	4	\$ 1,295,000	\$ 4,973,000
GP	SOUTH DAKOTA	SD15571-0501	SR - CLS_Rock Creek LS Replacement	4	5	\$ 600,000	\$ 5,573,000
GP	SOUTH DAKOTA	SD67868-0101	CR - CWST: Dupree City WST	4	6	\$ 1,318,000	\$ 6,891,000
GP	NORTH DAKOTA	ND40999-1102	TM - RW: Gordon Lake Main Phase II	3	7	\$ 1,700,000	\$ 8,591,000
GP	NORTH DAKOTA	ND27414-0501	FB - SW - Mandaree Customer Roll-off Site	3	8	\$ 295,650	\$ 8,886,650
GP	SOUTH DAKOTA	SD11999-0601	YK - INDW - Scattered WSL Replacement	3	9	\$ 110,000	\$ 8,996,650
GP	SOUTH DAKOTA	SD56999-0207	PR - SW: Red Shirt Landfill Cell, Main Building, & Compactor	3	10	\$ 2,622,000	\$ 11,618,650
GP	SOUTH DAKOTA	SD08547-LA02	CC - CSL: FT Thompson Primary Lagoon	4	11	\$ 853,000	\$ 12,471,650
GP	NORTH DAKOTA	ND03999-1901	FT - RW: Wood Lake Service Area	4	12	\$ 1,134,000	\$ 13,605,650
GP	NEBRASKA	NE87351-2401	WN-CWBS: East Cul-de-sac Booster	3	13	\$ 90,000	\$ 13,695,650
GP	NORTH DAKOTA	ND40999-0101	TM - CW: North Dunseith Water Main Replacement	3	14	\$ 220,000	\$ 13,915,650
GP	NORTH DAKOTA	ND40999-0106	TM - SW: Maintenance Building	3	15	\$ 1,346,850	\$ 15,262,500
GP	SOUTH DAKOTA	SD11999-0401	YK - INDS: Scattered Sewer Service	4	16	\$ 84,000	\$ 15,346,500
GP	NORTH DAKOTA	ND03999-2301	FT - RW: Rolling Hills SE RWE	4	17	\$ 165,000	\$ 15,511,500
GP	SOUTH DAKOTA	SD67999-0301	CR - RWBS: 2-W Booster Pump Station	3	18	\$ 459,000	\$ 15,970,500
GP	IOWA	IA86001-2101	SF - CS: Sewer Main Inspection	3	19	\$ 916,000	\$ 16,886,500
GP	SOUTH DAKOTA	SD08546-CC04	CC - INDSS: Crow Creek Scattered Sewer PH4	4	20	\$ 94,000	\$ 16,980,500
GP	SOUTH DAKOTA	SD60812-0301	RB - CS: Mission Sewer Rehab.	4	21	\$ 4,908,000	\$ 21,888,500
GP	SOUTH DAKOTA	SD20607-0601	CR - CSL: Habitat Sewage Diversion	4	22	\$ 1,400,000	\$ 23,288,500
GP	SOUTH DAKOTA	SD47712-1101	RB - CW: Black Pipe Water Line Upgrade	4	23	\$ 21,000	\$ 23,309,500
GP	SOUTH DAKOTA	SD56999-0508	PR - INDSS: Ind Scattered Sewer Replacement	4	24	\$ 50,000	\$ 23,359,500
GP	SOUTH DAKOTA	SD08547-SD01	CC - CS: FT Thompson Community Gravity Sewer	4	25	\$ 1,146,000	\$ 24,505,500
GP	SOUTH DAKOTA	SD56783-0401	PR - CS: Pine Ridge Village Sewer	4	26	\$ 2,604,000	\$ 27,109,500
GP	SOUTH DAKOTA	SD42687-WBS1	LB - CS: West Brule Sewer Replace	4	27	\$ 1,305,000	\$ 28,414,500
GP	SOUTH DAKOTA	SD56999-0505	PR - INDW&S: Ind Scat W&S Replace	4	28	\$ 306,000	\$ 28,720,500
GP	SOUTH DAKOTA	SD60813-0201	RB - CW: Okreek Water Main Replacement	4	29	\$ 250,000	\$ 28,970,500
GP	NEBRASKA	NE87351-2501	WN - CW: Master Meters	2	30	\$ 265,000	\$ 29,235,500
GP	SOUTH DAKOTA	SD20619-0101	CR - RW: SwftBrd-Armstrong W/M Loop	3	31	\$ 662,000	\$ 29,897,500
GP	NORTH DAKOTA	ND43503-0301	SR-CW: Porcupine AC Pipe Replacement	2	32	\$ 300,000	\$ 30,197,500
GP	NORTH DAKOTA	ND53520-0501	TR - RW: Water System Improvements	2	33	\$ 130,000	\$ 30,327,500
GP	SOUTH DAKOTA	SD54765-0101	LT - CS: Sisseton Sewer Renovation	4	34	\$ 4,891,000	\$ 35,218,500
GP	NEBRASKA	NE87346-1101	OM - CWST: Macy Tank Repainting	2	35	\$ 340,000	\$ 35,558,500
GP	SOUTH DAKOTA	SD15580-0101	SR - CSL: Wakpala WW Treatment	4	36	\$ 1,488,000	\$ 37,046,500
GP	SOUTH DAKOTA	SD56778-0102	PR - CS: Kyle SFM Replacement	3	37	\$ 801,000	\$ 37,847,500
GP	NORTH DAKOTA	ND40487-0102 *	TM - CW: East Dunseith Area Water Main	4	38	\$ 260,000	\$ 38,107,500
GP	NEBRASKA	NE87999-1501	OM - INDS: Omaha Scattered Site (Donald Grant)	4	39	\$ 17,000	\$ 38,124,500

**Indian Health Service
2015 Annual Report of Sanitation Deficiency Levels**

IHS Area: Great Plains (GP)

Area	State	Project No.	Project Name	Project	Area	Project Cost	Cumulative
				DL	Priority		Project Cost
GP	NEBRASKA	NE87999-1601	OM - INDWSL: Brick Home WSL Repl.	3	40	\$ 345,000	\$ 38,469,500
GP	NEBRASKA	NE87350-1901	OM - WA: Thurston Co. Well Abandonment	2	41	\$ 22,000	\$ 38,491,500
GP	SOUTH DAKOTA	SD08546-CC01	CC - RW: Crow Creek Com W/L Ext	4	42	\$ 2,337,000	\$ 40,828,500
GP	NORTH DAKOTA	ND40486-1301	TM - CSL: South Belcourt Lagoon Exp Phase 3	3	43	\$ 3,163,000	\$ 43,991,500
GP	SOUTH DAKOTA	SD15999-0501	SR - RW: Transmission Main to FY	3	44	\$ 6,065,000	\$ 50,056,500
GP	NORTH DAKOTA	ND40486-1101	TM - CSLS: Eaglesview LS Replacement	3	45	\$ 400,000	\$ 50,456,500
GP	NEBRASKA	NE87350-1801	OM - CS: Walthill WTP Discharge Imp	3	46	\$ 80,000	\$ 50,536,500
GP	NORTH DAKOTA	ND53520-1101	TR - RW: Trenton Booster Pump Renovation	2	47	\$ 150,000	\$ 50,686,500
GP	NEBRASKA	NE87351-2201	WN - CWST: Thunderway Tank	3	48	\$ 88,000	\$ 50,774,500
GP	SOUTH DAKOTA	SD11565-0701	YK - CS: North Wagner North Lift Station	4	49	\$ 232,000	\$ 51,006,500
GP	SOUTH DAKOTA	SD60812-0401	RB - CW: Mission Water Replacement	4	50	\$ 3,577,000	\$ 54,583,500
GP	SOUTH DAKOTA	SD20607-0301	CR - SW: Community Drop-off Station	3	51	\$ 437,500	\$ 55,021,000
GP	SOUTH DAKOTA	SD11999-0304	YK - SW: Reservation Wide Open Dump Cleanup	3	52	\$ 140,800	\$ 55,161,800
GP	SOUTH DAKOTA	SD42687-WB01	LB - CWST: West Brule WST	2	53	\$ 1,819,000	\$ 56,980,800
GP	NEBRASKA	NE54320-1401	SA - CW: Water Treatment Plant	2	54	\$ 1,200,000	\$ 58,180,800
GP	SOUTH DAKOTA	SD54761-0401	LT - CWST: Agency Village Water Storage Tank	2	55	\$ 1,195,000	\$ 59,375,800
GP	SOUTH DAKOTA	SD67867-0202	CR - CSL: Cherry Crk Lagoon Renovate	3	56	\$ 525,000	\$ 59,900,800
GP	SOUTH DAKOTA	SD20611-0301	CR - CSL: Green Grass Lagoon Renovate	3	57	\$ 111,000	\$ 60,011,800
GP	IOWA	IA86001-1801	SF - CW: New Well Construction	2	58	\$ 267,000	\$ 60,278,800
GP	NEBRASKA	NE87350-2001	OM - CW: Water Main Relocation	3	59	\$ 792,262	\$ 61,071,062
GP	SOUTH DAKOTA	SD56783-0111	PR - CS: PR FM CARV Vaults	3	60	\$ 138,000	\$ 61,209,062
GP	SOUTH DAKOTA	SD54999-1002	LT - SW: Collection System	3	61	\$ 2,115,000	\$ 63,324,062
GP	NORTH DAKOTA	ND40999-1701	TM - WST: Reservoir A Replacement	3	62	\$ 3,450,000	\$ 66,774,062
GP	NORTH DAKOTA	ND40999-1801	TM - WST: Leon's Hill Reservoir	3	63	\$ 2,375,000	\$ 69,149,062
GP	SOUTH DAKOTA	SD42687-LB10	LB - CSL: Lower Brule Riprap Proj	3	64	\$ 2,032,500	\$ 71,181,562
GP	SOUTH DAKOTA	SD60816-0501	RB: CS - Rosebud Community Sewer Replacement	4	65	\$ 2,481,000	\$ 73,662,562
GP	NEBRASKA	NE54999-1501	SA - CW: Cedar Knox Rural Water Ext	4	66	\$ 448,250	\$ 74,110,812
GP	SOUTH DAKOTA	SD08547-1101	CC - WPH: FT Thompson Intake Replacement	3	67	\$ 1,563,000	\$ 75,673,812
GP	SOUTH DAKOTA	SD35849-0101	PR - CSLS: Wanblee Lift Station Renovation	3	68	\$ 188,000	\$ 75,861,812
GP	NORTH DAKOTA	ND53999-0203	TR - SW: TISA Solid Waste Phase 2	3	69	\$ 682,000	\$ 76,543,812
GP	SOUTH DAKOTA	SD20623-0302	CR - RW: On The Tree Wtr Mn Upgr PH2	3	70	\$ 1,076,000	\$ 77,619,812
GP	SOUTH DAKOTA	SD20623-0301	CR - RW: On The Tree Wtr Mn Upgr PH1	3	71	\$ 1,076,000	\$ 78,695,812
GP	SOUTH DAKOTA	SD08547-0102	CC - CSLS/CS: Ft Thompson East Hsng	3	72	\$ 310,000	\$ 79,005,812
GP	NORTH DAKOTA	ND40486-0801	TM - CSLS: Uniband Lift Station Rep	3	73	\$ 448,000	\$ 79,453,812
GP	SOUTH DAKOTA	SD56778-0601	PR - CW: Kyle Community Water Upgrades	3	74	\$ 1,917,000	\$ 81,370,812
GP	NORTH DAKOTA	ND40486-1701	TM - CS: Recreation Area GM & Manholes	3	75	\$ 423,000	\$ 81,793,812
GP	NORTH DAKOTA	ND40999-1501	TM - RW: Res A and B Service Area	3	76	\$ 435,000	\$ 82,228,812
GP	SOUTH DAKOTA	SD42687-SW01	LB - SW: Solid Waste Equipment	2	77	\$ 358,000	\$ 82,586,812
GP	NORTH DAKOTA	ND27414-0401	FB - CSLS: Mandaree WTP Lift Station Construction	3	78	\$ 455,000	\$ 83,041,812

**Indian Health Service
2015 Annual Report of Sanitation Deficiency Levels**

IHS Area: Great Plains (GP)

Area	State	Project No.	Project Name	Project	Area	Project Cost	Cumulative
				DL	Priority		Project Cost
GP	NORTH DAKOTA	ND40487-0101	TM - CSL & CSLs: Dunseith Community	3	79	\$ 3,320,000	\$ 86,361,812
GP	SOUTH DAKOTA	SD56783-0110	PR - CSL: Pine Ridge Sec. Cell Liner	3	80	\$ 2,895,000	\$ 89,256,812
GP	SOUTH DAKOTA	SD56999-0204	PR - SW: Res-Wide Dump Closures	3	81	\$ 1,567,000	\$ 90,823,812
GP	NEBRASKA	NE87346-2501	OM - CW: Water Meters	3	82	\$ 915,000	\$ 91,738,812
GP	NEBRASKA	NE87999-1301	OM - WTP: New Water Treatment Plant	3	83	\$ 2,397,000	\$ 94,135,812
GP	NORTH DAKOTA	ND03358-0401	FT - CW: East FT Water Improvements	2	84	\$ 600,000	\$ 94,735,812
GP	SOUTH DAKOTA	SD67999-0202	CR - RWST: Dupree NW-6 WST	3	85	\$ 1,248,000	\$ 95,983,812
GP	SOUTH DAKOTA	SD56790-0001	PR - CSL: Wounded Knee Lagoon	3	86	\$ 834,000	\$ 96,817,812
GP	SOUTH DAKOTA	SD60815-0201	RB - CWST: Ring Thunder WST Rehab	3	87	\$ 208,000	\$ 97,025,812
GP	NEBRASKA	NE87351-2601	WN - CWST - Pow-Wow Tank	3	88	\$ 68,000	\$ 97,093,812
GP	IOWA	IA86001-1601	SF - SW: Solid Waste Equipment	2	89	\$ 144,000	\$ 97,237,812
GP	SOUTH DAKOTA	SD50731-0701 *	FL - SW: Solid Waste Plan	1	90	\$ 83,864	\$ 97,321,676
GP	NORTH DAKOTA	ND40486-0103	TM- IS: Replacement Sewer Services	4	91	\$ 478,300	\$ 97,799,976
GP	SOUTH DAKOTA	SD60814-0301	RB - CW: Parmelee Water Main Replacement	3	92	\$ 1,450,000	\$ 99,249,976
GP	SOUTH DAKOTA	SD67999-0201	CR - RWST: SW-1 S 63 Water Tank	3	93	\$ 971,000	\$ 100,220,976
GP	SOUTH DAKOTA	SD15571-0301	SR - CSL: Rock Creek Lagoon Renovation	2	94	\$ 400,000	\$ 100,620,976
GP	SOUTH DAKOTA	SD08547-LA01	CC - CSL: Old Ft. Thompson Lago Ren	3	95	\$ 1,070,500	\$ 101,691,476
GP	NORTH DAKOTA	ND40486-0107	TM - SW: Landfill Closure	3	96	\$ 1,056,000	\$ 102,747,476
GP	SOUTH DAKOTA	SD11999-0303	YK - SW: Charles Mix Rubble Site	3	97	\$ 277,000	\$ 103,024,476
GP	NORTH DAKOTA	ND53520-0401	TR - RW: Trenton Storage Tank Access Road	2	98	\$ 155,000	\$ 103,179,476
GP	SOUTH DAKOTA	SD20607-0501	CR - CW: Willow St WL Renovation	3	99	\$ 1,131,000	\$ 104,310,476
GP	SOUTH DAKOTA	SD67999-0401	CR - RWBS: SW-3 Booster Pump Station	3	100	\$ 283,000	\$ 104,593,476
GP	SOUTH DAKOTA	SD67999-0501	CR - RWBS: NW-6 Booster Pump Station	3	101	\$ 283,000	\$ 104,876,476
GP	SOUTH DAKOTA	SD47719-0201	RB - CS: Swift Bear Sewer	4	102	\$ 688,000	\$ 105,564,476
GP	SOUTH DAKOTA	SD20614-0301	CR - RWST: Armstrong WST	3	103	\$ 947,000	\$ 106,511,476
GP	SOUTH DAKOTA	SD61830-0101	RB - CSL: Abandon Lagoons	2	104	\$ 3,562,000	\$ 110,073,476
GP	SOUTH DAKOTA	SD08546-BG01	CC - WTP: Ft. Thompson Emergency Generators	2	105	\$ 692,000	\$ 110,765,476
GP	IOWA	IA86001-1401	SF - CW: Elevated Tank Painting	2	106	\$ 310,625	\$ 111,076,101
GP	SOUTH DAKOTA	SD60999-0502	RB - RW: Lakeview Water Main Extension	4	107	\$ 237,000	\$ 111,313,101
GP	SOUTH DAKOTA	SD08545-0002	CC - CS: Bad Nation Community Sewer	4	108	\$ 745,000	\$ 112,058,101
GP	SOUTH DAKOTA	SD54761-0201	LT - CW: Old Agency Water Main Extension	2	109	\$ 366,000	\$ 112,424,101
GP	SOUTH DAKOTA	SD45702-0002	LT - CSL: Veblen Flats Lagoon Renovation	2	110	\$ 148,000	\$ 112,572,101
GP	SOUTH DAKOTA	SD60808-0001	RB - CS: He Dog Sewer System	4	111	\$ 484,000	\$ 113,056,101
GP	SOUTH DAKOTA	SD47715-0201	RB - CW: Corn Creek Water Main Upgrade	4	112	\$ 737,000	\$ 113,793,101
GP	SOUTH DAKOTA	SD56783-1001	PR - CW: Pine Ridge Old & New Crazy Horse Upgrades	3	113	\$ 5,015,000	\$ 118,808,101
GP	SOUTH DAKOTA	SD35849-0201	PR - CW: Wanblee Community Water Upgrades	3	114	\$ 1,145,400	\$ 119,953,501
GP	NORTH DAKOTA	ND27999-0701	FB - OM: Fort Berthold Water Meters	2	115	\$ 540,000	\$ 120,493,501
GP	SOUTH DAKOTA	SD60815-0101	RB - CSL: Ring Thunder Lagoon	4	116	\$ 402,000	\$ 120,895,501
GP	NORTH DAKOTA	ND53520-0505 *	TR - CSL: Mechanical Wastewater Treatment Facility	3	117	\$ 6,000,000	\$ 126,895,501

**Indian Health Service
2015 Annual Report of Sanitation Deficiency Levels**

IHS Area: Great Plains (GP)

Area	State	Project No.	Project Name	Project	Area	Project Cost	Cumulative
				DL	Priority		Project Cost
GP	SOUTH DAKOTA	SD56783-0107	PR - CSL: PR Old Lagoon Abandonment	2	118	\$ 690,000	\$ 127,585,501
GP	NORTH DAKOTA	ND03999-1801	FT - RW: Warwick Rural Water	3	119	\$ 485,000	\$ 128,070,501
GP	SOUTH DAKOTA	SD11999-0301	YK - SW: Solid Waste Building	2	120	\$ 848,000	\$ 128,918,501
GP	NORTH DAKOTA	ND40486-1501	TM - CSL: Upper Green Acres Lagoons	2	121	\$ 884,000	\$ 129,802,501
GP	SOUTH DAKOTA	SD11561-0101	YK - CW: Lake Andes AC WM Replacement	2	122	\$ 765,500	\$ 130,568,001
GP	NEBRASKA	NE87350-1701	OM - CW: Walthill Valve and Hydrant Repl	2	123	\$ 350,000	\$ 130,918,001
GP	NORTH DAKOTA	ND03358-1201	FT - CSL: FT BIA Lagoon Abandonment	2	124	\$ 147,000	\$ 131,065,001
GP	SOUTH DAKOTA	SD08546-0101	CC - WPH: Crow Creek Pumphouse	2	125	\$ 350,000	\$ 131,415,001
GP	SOUTH DAKOTA	SD15574-0301	SR - CW: Running Antelope WM Ext.	3	126	\$ 260,000	\$ 131,675,001
GP	SOUTH DAKOTA	SD60999-0304	RB - SW: Solid Waste Phase 4	2	127	\$ 543,000	\$ 132,218,001
GP	SOUTH DAKOTA	SD60999-1701	RB - SW: Solid Waste Equipment	2	128	\$ 996,000	\$ 133,214,001
GP	SOUTH DAKOTA	SD61830-0201	RB - CW: Ideal Water Main Replacement	3	129	\$ 333,000	\$ 133,547,001
GP	SOUTH DAKOTA	SD47719-0301	RB - CW: Swift Bear Water Main Replacement	3	130	\$ 546,000	\$ 134,093,001
GP	SOUTH DAKOTA	SD11565-1101	YK - CW: So. Wagner AC WM Replacement	2	131	\$ 436,000	\$ 134,529,001
GP	SOUTH DAKOTA	SD56793-0101	PR - CW: Evergreen Community Water Upgrades	2	132	\$ 274,000	\$ 134,803,001
GP	SOUTH DAKOTA	SD67873-0102	CR - CSL: Thunder Butte Swr Renovate	3	133	\$ 114,000	\$ 134,917,001
GP	SOUTH DAKOTA	SD67868-0301 *	CR - RW: So. Dupree Wtr Mn Upgrd PH1	3	134	\$ 1,441,000	\$ 136,358,001
GP	NORTH DAKOTA	ND03999-1701	FT - RW: RW Ext Wood Lake Lodges	3	135	\$ 120,000	\$ 136,478,001
GP	NORTH DAKOTA	ND03358-0601	FT - CW: South FT WM Upsize	2	136	\$ 265,000	\$ 136,743,001
GP	NORTH DAKOTA	ND03999-0105	FT - SW: Solid Waste Phase 5	2	137	\$ 1,540,000	\$ 138,283,001
GP	NORTH DAKOTA	ND03358-0901	FT - SW: SL Open Dump Cleanup	2	138	\$ 251,000	\$ 138,534,001
GP	NEBRASKA	NE87346-1801	OM - CW: Macy 0.75 MG Water Tower	2	139	\$ 1,204,000	\$ 139,738,001
GP	SOUTH DAKOTA	SD60816-0402	RB - CW: Rosebud Soldier Hill and Valley Water Main Replacement	3	140	\$ 718,000	\$ 140,456,001
GP	SOUTH DAKOTA	SD42687-CS01	LB - CW: LB Com Replace A.C. Mains Phase 1	2	141	\$ 1,585,000	\$ 142,041,001
GP	SOUTH DAKOTA	SD42687-LBII	LB - CW: LB Com AC Water Main Replacement Phase II	2	142	\$ 1,269,000	\$ 143,310,001
GP	SOUTH DAKOTA	SD42687-0501	LB - CSL: Lower Brule Backwash Wtr	2	143	\$ 927,000	\$ 144,237,001
GP	SOUTH DAKOTA	SD67999-0101	CR - RW: SW-7 Red Scfd W/M Upgr PH1	2	144	\$ 2,681,000	\$ 146,918,001
GP	NORTH DAKOTA	ND03358-0301	FT - RW: St. Michael Com Hydrant & Valve Repl	2	145	\$ 90,000	\$ 147,008,001
GP	SOUTH DAKOTA	SD56781-0101	PR - CSL: Manderson Lagoon Rehab	3	146	\$ 150,000	\$ 147,158,001
GP	NORTH DAKOTA	ND40486-1201	TM - CSLS: Kent Addition LS Renov.	2	147	\$ 294,000	\$ 147,452,001
GP	SOUTH DAKOTA	SD60821-0001	RB - CS: Upper Cut Meat Sewer	4	148	\$ 553,000	\$ 148,005,001
GP	SOUTH DAKOTA	SD60819-0101	RB - CSL: Spring Creek Lagoon	3	149	\$ 1,105,000	\$ 149,110,001
GP	NORTH DAKOTA	ND03365-0104	FT - CS: Wood Lake Sewer Imp	3	150	\$ 330,000	\$ 149,440,001
GP	SOUTH DAKOTA	SD47713-0101	RB - CSL: Butte Creek Lagoon	2	151	\$ 72,000	\$ 149,512,001
GP	NEBRASKA	NE87346-2301	OM - CS: Lagoon Discharge Flow Measurement	2	152	\$ 65,000	\$ 149,577,001
GP	SOUTH DAKOTA	SD18999-0101	LT - RW: WEB Water System Expansion	2	153	\$ 606,000	\$ 150,183,001
GP	SOUTH DAKOTA	SD11561-0301	YK - CS: LATH Lift Station Replacement	2	154	\$ 72,000	\$ 150,255,001
GP	NEBRASKA	NE87351-2101	WN - CW: Winnebago Water Meters	2	155	\$ 624,000	\$ 150,879,001
GP	SOUTH DAKOTA	SD26651-0301	RB - CS: Milks Camp Sewer System	3	156	\$ 456,000	\$ 151,335,001

**Indian Health Service
2015 Annual Report of Sanitation Deficiency Levels**

IHS Area: Great Plains (GP)

Area	State	Project No.	Project Name	Project	Area	Project Cost	Cumulative
				DL	Priority		Project Cost
GP	NORTH DAKOTA	ND43999-1101	SR - SW: Res Wide Open Dump Cleanup	3	157	\$ 1,000,000	\$ 152,335,001
GP	SOUTH DAKOTA	SD56783-0206	PR - SW: Pine Ridge Landfill Closure (open dump)	2	158	\$ 1,500,000	\$ 153,835,001
GP	NEBRASKA	NE87999-1001	OM - SW: Tire Shredder	2	159	\$ 132,000	\$ 153,967,001
GP	SOUTH DAKOTA	SD45698-0101 *	LT - WST: Red Iron Standpipe Renovation	2	160	\$ 537,000	\$ 154,504,001
GP	NORTH DAKOTA	ND40486-0108	TM - SW: Equipment Replacement - Front End Loader	2	161	\$ 358,800	\$ 154,862,801
GP	NORTH DAKOTA	ND43501-0301	SR-CW: Cannonball AC Pipe Replacement	2	162	\$ 950,000	\$ 155,812,801
GP	NORTH DAKOTA	ND03358-1501	FT - CS: Industrial Park Imp	2	163	\$ 200,000	\$ 156,012,801
GP	NORTH DAKOTA	ND03358-0201	FT - OM: Fort Totten Lagoon Fencing	2	164	\$ 205,000	\$ 156,217,801
GP	SOUTH DAKOTA	SD15573-0301	SR - CW: Kenel AC Pipe Replacement	2	165	\$ 565,000	\$ 156,782,801
GP	NORTH DAKOTA	ND43999-0101	SR - OM: Standing Rock O&M	2	166	\$ 1,150,000	\$ 157,932,801
GP	NEBRASKA	NE87999-0601	OM - CW: RWS Transmission Main	2	167	\$ 1,000,000	\$ 158,932,801
GP	SOUTH DAKOTA	SD54759-0201	LT - CSL: Long Hollow Lagoon Expansion	2	168	\$ 550,000	\$ 159,482,801
GP	SOUTH DAKOTA	SD20999-1001	CR - WA: CR Abandon Wells	2	169	\$ 83,000	\$ 159,565,801
GP	SOUTH DAKOTA	SD54999-1201	LT - O&M: SCADA Monitoring System	2	170	\$ 618,000	\$ 160,183,801
GP	NEBRASKA	NE87346-1201	OM - CSL: Lagoon & Sewer Improve	2	171	\$ 28,000	\$ 160,211,801
GP	NORTH DAKOTA	ND03358-1401	FT - CS & CSLS: High Meadows SM	4	172	\$ 768,000	\$ 160,979,801
GP	SOUTH DAKOTA	SD20624-0102	CR - RW: Blackfoot Wtr Mn Upgrade PH2	3	173	\$ 1,000,000	\$ 161,979,801
GP	SOUTH DAKOTA	SD20624-0104	CR - RW: Blackfoot Wtr Mn Upgrade PH4	3	174	\$ 1,000,000	\$ 162,979,801
GP	SOUTH DAKOTA	SD20624-0103	CR - RW: Blackfoot Wtr Mn Upgrade PH3	3	175	\$ 1,000,000	\$ 163,979,801
GP	SOUTH DAKOTA	SD20624-0101	CR - RW: Blackfoot Wtr Mn Upgrade PH1	3	176	\$ 1,000,000	\$ 164,979,801
GP	SOUTH DAKOTA	SD67868-0302 *	CR - RW: So. Dupree Wtr Mn Upgrd PH2	3	177	\$ 1,441,000	\$ 166,420,801
GP	SOUTH DAKOTA	SD56772-0102	PR - CW: Batesland HUD Community Water Upgrades	3	178	\$ 257,000	\$ 166,677,801
GP	NORTH DAKOTA	ND03999-0902	FT - RW: Rolling Hills Sys Replace	2	179	\$ 269,000	\$ 166,946,801
GP	SOUTH DAKOTA	SD15574-0401	SR - CSL: Running Antelope Rip Rap	2	180	\$ 475,000	\$ 167,421,801
GP	SOUTH DAKOTA	SD20614-0201	CR - CSL: LaPlante Lagoon Renovate	3	181	\$ 508,000	\$ 167,929,801
GP	SOUTH DAKOTA	SD67866-0003	CR - CWST: Bridger Water Storage Tank	3	182	\$ 492,000	\$ 168,421,801
GP	SOUTH DAKOTA	SD56783-0108	PR - WPH: Old Hospital Pumphouse	2	183	\$ 109,000	\$ 168,530,801
GP	SOUTH DAKOTA	SD60819-0201	RB - CW: Spring Creek Water Main Replacement	3	184	\$ 826,000	\$ 169,356,801
GP	NORTH DAKOTA	ND27414-0001	FB - CWS: Mandaree Water System Ren	2	185	\$ 253,000	\$ 169,609,801
GP	NORTH DAKOTA	ND03999-2901	FT - INDWT: Ind. Water Treatment	2	186	\$ 104,000	\$ 169,713,801
GP	IOWA	IA86001-1301	SF - OM: SCADA Upgrades	2	187	\$ 101,000	\$ 169,814,801
GP	SOUTH DAKOTA	SD20607-0001	CR - INDSL: EB Ind. Sewer System	4	188	\$ 125,000	\$ 169,939,801
GP	SOUTH DAKOTA	SD08547-0401	CC - CSLS: Gingway Housing Sewer	3	189	\$ 822,000	\$ 170,761,801
GP	SOUTH DAKOTA	SD56790-0101	PR - CW: Wounded Knee Community Water Upgrades	3	190	\$ 841,000	\$ 171,602,801
GP	SOUTH DAKOTA	SD54763-0301 *	LT - WST: Peever Flats Standpipe Renovati	2	191	\$ 657,000	\$ 172,259,801
GP	NORTH DAKOTA	ND03999-2601	FT - WA: Ind. Well Abandonment	2	192	\$ 168,000	\$ 172,427,801
GP	SOUTH DAKOTA	SD54999-1601	LT - INDW: Individual Well Abandonment	2	193	\$ 62,000	\$ 172,489,801
GP	NEBRASKA	NE87999-0701	OM - SW: Solid Waste Equip	2	194	\$ 224,000	\$ 172,713,801
GP	NEBRASKA	NE87999-0201	OM - OM: Septic Tank Pumper Truck	2	195	\$ 125,000	\$ 172,838,801

**Indian Health Service
2015 Annual Report of Sanitation Deficiency Levels**

IHS Area: Great Plains (GP)

Area	State	Project No.	Project Name	Project	Area	Project Cost	Cumulative
				DL	Priority		Project Cost
GP	NORTH DAKOTA	ND43502-0301	SR - RW - Reservation Wide Storage Tank Mixers	2	196	\$ 140,000	\$ 172,978,801
GP	SOUTH DAKOTA	SD20607-0401	CR - RWST: Eagle Butte WST Repaint	2	197	\$ 175,000	\$ 173,153,801
GP	NORTH DAKOTA	ND03363-0103 *	FT - CSL & CSLS: Tokio/Wood Lake	4	198	\$ 2,032,000	\$ 175,185,801
GP	SOUTH DAKOTA	SD35848-0201	PR - CW: Potato Creek Community Water Upgrades	2	199	\$ 177,320	\$ 175,363,121
GP	SOUTH DAKOTA	SD60817-0201	RB - CW: St. Francis AC Water Main Replacement	2	200	\$ 2,669,000	\$ 178,032,121
GP	SOUTH DAKOTA	SD60807-0101	RB - CSST: Old Grass Mountain Sewer	2	201	\$ 158,000	\$ 178,190,121
GP	NORTH DAKOTA	ND27412-0701	FB - SW: Res Wide Open Dump Cleanup	2	202	\$ 1,140,000	\$ 179,330,121
GP	SOUTH DAKOTA	SD56782-0102	PR - CSL: Loneman Lagoon Upgrade	2	203	\$ 225,000	\$ 179,555,121
GP	SOUTH DAKOTA	SD60815-0301 *	RB - CS: Wiconzani Sewer Treatment Upgrade	4	204	\$ 65,000	\$ 179,620,121
GP	SOUTH DAKOTA	SD60816-0601 *	RB - CS: Marshmallow Housing Sewer Rehab.	4	205	\$ 379,000	\$ 179,999,121
GP	SOUTH DAKOTA	SD03528-0201	PR - CW: Martin North Housing WST & Upgrades	3	206	\$ 495,000	\$ 180,494,121
GP	SOUTH DAKOTA	SD47712-0201	RB - CW: Norris Water Main Replacement	3	207	\$ 411,000	\$ 180,905,121
GP	SOUTH DAKOTA	SD60816-0102 *	RB - CS: Rosebud Lagoon Phase 2	3	208	\$ 1,318,000	\$ 182,223,121
GP	SOUTH DAKOTA	SD61833-0200	RB - CS: Winner Sewer	3	209	\$ 875,000	\$ 183,098,121
GP	NORTH DAKOTA	ND40486-1601	TM - CSL: Lower Green Acres Lagoons	3	210	\$ 884,000	\$ 183,982,121
GP	SOUTH DAKOTA	SD56789-0001	PR - WPH/CSL: Wolf Creek W/S Imp	2	211	\$ 336,000	\$ 184,318,121
GP	SOUTH DAKOTA	SD56792-0001	PR - CW: Sharps Corner Community Water Upgrades	2	212	\$ 215,300	\$ 184,533,421
GP	NORTH DAKOTA	ND27412-0601 *	FB - CSLS: LS SCADA	1	213	\$ 695,000	\$ 185,228,421
GP	SOUTH DAKOTA	SD15999-1901	SR - RW: Running Antelope RW Ph. 1	3	214	\$ 550,000	\$ 185,778,421
GP	SOUTH DAKOTA	SD15999-2101	SR - RW: LE Well Field - Mahto WM Ext	3	215	\$ 425,000	\$ 186,203,421
GP	SOUTH DAKOTA	SD56783-0801	PR - CW: PR Old Agency Community Water Upgrades	3	216	\$ 2,540,000	\$ 188,743,421
GP	NORTH DAKOTA	ND03358-1001 *	FT - CS & CSLS: Shelter Belt Lane	4	217	\$ 592,000	\$ 189,335,421
GP	SOUTH DAKOTA	SD08546-0002	CC - INDWSL: Crow Creek Scat Water	4	218	\$ 375,000	\$ 189,710,421
GP	SOUTH DAKOTA	SD15999-2001	SR - RW: Thunderhawk Area Pipeline	3	219	\$ 110,000	\$ 189,820,421
GP	SOUTH DAKOTA	SD15999-1601	SR - RW: Bear Soldier to McIntosh	3	220	\$ 1,200,000	\$ 191,020,421
GP	SOUTH DAKOTA	SD15999-1801	SR - RW: Rock Creek Area Pipeline	3	221	\$ 1,431,600	\$ 192,452,021
GP	SOUTH DAKOTA	SD15573-0201	SR - RW Kenel to State Line WM Ext.	3	222	\$ 400,000	\$ 192,852,021
GP	SOUTH DAKOTA	SD08547-0502	CC - SW: Solid Waste Equipment	2	223	\$ 820,000	\$ 193,672,021
GP	NORTH DAKOTA	ND43999-0901	SR - RW: Porcupine Area Pipeline	3	224	\$ 85,000	\$ 193,757,021
GP	SOUTH DAKOTA	SD67999-0601 *	CR - RWST: South Dupree SW-3 WST	3	225	\$ 1,408,000	\$ 195,165,021
GP	SOUTH DAKOTA	SD08547-0402	CC - SW: Res Wide Rubble Site	2	226	\$ 1,065,645	\$ 196,230,666
GP	SOUTH DAKOTA	SD03528-0203	PR - CW: Sunrise Housing Community Water Upgrades	2	227	\$ 117,568	\$ 196,348,234
GP	NORTH DAKOTA	ND03999-0106 *	FT - SW: Solid Waste - Ph 6	1	228	\$ 1,651,000	\$ 197,999,234
GP	SOUTH DAKOTA	SD11999-0302 *	YK - SW: SW Management Plan	1	229	\$ 50,000	\$ 198,049,234
GP	NORTH DAKOTA	ND40999-1201	TM - SW: Open Dumps Cleanup	3	230	\$ 1,308,000	\$ 199,357,234
GP	SOUTH DAKOTA	SD56792-0101 *	PR - CSL: Sharps Corner Lagoon	2	231	\$ 316,000	\$ 199,673,234
GP	SOUTH DAKOTA	SD03526-0002 *	PR - CWST: Allen Water Tank & System Upgrades	2	232	\$ 1,147,222	\$ 200,820,456
GP	SOUTH DAKOTA	SD60999-0101 *	RB - OM: Septic Tank Pumper Truck	1	233	\$ 250,000	\$ 201,070,456
GP	NORTH DAKOTA	ND29999-0101 *	FB - RW: Twin Buttes East Rural Water Expansion	4	234	\$ 3,113,000	\$ 204,183,456

**Indian Health Service
2015 Annual Report of Sanitation Deficiency Levels**

IHS Area: Great Plains (GP)

Area	State	Project No.	Project Name	Project DL	Area Priority	Project Cost	Cumulative Project Cost
GP	NORTH DAKOTA	ND53999-0501 *	TR - RW & RWBS: Painted Woods Sub.	2	235	\$ 575,000	\$ 204,758,456
GP	SOUTH DAKOTA	SD08546-1201 *	CC - INDWW: Ind Water Well Replace	3	236	\$ 520,000	\$ 205,278,456
GP	NORTH DAKOTA	ND43503-0201 *	SR - CSL: Porcupine WW Treatment Sys.	3	237	\$ 2,009,000	\$ 207,287,456
GP	NORTH DAKOTA	ND03358-1101 *	FT - CS: South Ridge SM Repl & RR	3	238	\$ 380,000	\$ 207,667,456
GP	SOUTH DAKOTA	SD56785-0201	PR - CW: Red Shirt Village Community Water Upgrades	2	239	\$ 207,000	\$ 207,874,456
GP	SOUTH DAKOTA	SD11560-0102 *	YK - CS: Greenwood Sewer System	3	240	\$ 1,400,000	\$ 209,274,456
GP	SOUTH DAKOTA	SD47715-0101 *	RB - CS: Corn Creek Sewer System	3	241	\$ 1,137,000	\$ 210,411,456
GP	NORTH DAKOTA	ND03999-1001 *	FT - RW: Azure's Trailer Court	2	242	\$ 88,000	\$ 210,499,456
GP	SOUTH DAKOTA	SD11999-0002 *	YK - CW: Utility Organization	1	243	\$ 200,000	\$ 210,699,456
GP	NORTH DAKOTA	ND03356-0101 *	FT - CS & CSL: Crow Hill Community	3	244	\$ 994,000	\$ 211,693,456
GP	SOUTH DAKOTA	SD56783-0901	PR - CW: PR Old Hopsital Housing Community Upgrades	3	245	\$ 495,000	\$ 212,188,456
GP	NORTH DAKOTA	ND43504-0201	SR - RW: Selfridge Transmission Main	3	246	\$ 500,000	\$ 212,688,456
GP	NORTH DAKOTA	ND13999-0601 *	FB - RW Twin Buttes South Rural Water Expansion	4	247	\$ 671,000	\$ 213,359,456
GP	SOUTH DAKOTA	SD60818-0102 *	RB - CS: Soldier Creek Sewer Phase2	3	248	\$ 382,000	\$ 213,741,456
GP	SOUTH DAKOTA	SD45702-0101 *	LT - WST: Veblen Flats Water Storage	2	249	\$ 548,000	\$ 214,289,456
GP	SOUTH DAKOTA	SD15999-1101 *	SR - RW: RW Scattered Lateral Mains	3	250	\$ 872,000	\$ 215,161,456
GP	SOUTH DAKOTA	SD15999-1902 *	SR - RW: Running Antelope RW Ph. 2	3	251	\$ 7,656,000	\$ 222,817,456
GP	SOUTH DAKOTA	SD15999-0601 *	SR - RW: Wakpala to Oak Creek Exten	3	252	\$ 989,000	\$ 223,806,456
GP	SOUTH DAKOTA	SD56785-0001 *	PR - CSL: Red Shirt Lagoon	3	253	\$ 691,000	\$ 224,497,456
GP	NORTH DAKOTA	ND03362-0301 *	FT - CS: Gellar/St. Michael Lag SM	2	254	\$ 170,000	\$ 224,667,456

**Indian Health Service
2015 Annual Report of Sanitation Deficiency Levels**

IHS Area: Great Plains (GP)

Area	State	Project No.	Project Name	Project DL	Area Priority	Project Cost	Cumulative Project Cost
GP	NORTH DAKOTA	ND13999-0401 *	FB - RW: Twin Buttes West Rural Water Expansion	2	255	\$ 719,000	\$ 225,386,456

**Indian Health Service
2015 Annual Report of Sanitation Deficiency Levels**

IHS Area: Nashville (NS)

Area	State	Project No.	Project Name	Project	Area	Project Cost	Cumulative
				DL	Priority		Project Cost
NS	MAINE	ME29015-2001	PASI - Lift Stations Replacement	4	1	\$ 1,249,000	\$ 1,249,000
NS	MAINE	ME29010-2301	PASP - W. Warrior Rd Sewer & LS #4 Improvements	4	2	\$ 1,063,500	\$ 2,312,500
NS	MAINE	ME29010-3501	PASP - WWTP Outfall Stabilization	3	3	\$ 1,100,000	\$ 3,412,500
NS	SOUTH CAROLINA	SC46053-0801	CATA - Community Water System	4	4	\$ 1,687,000	\$ 5,099,500
NS	NEW YORK	NY62362-0209	TUSC-Ind. Water/Wastewater Ser.-PH9	5	5	\$ 289,000	\$ 5,388,500
NS	ALABAMA	AL27314-2701	CREE- Sanitary Sewer Structure Lining	2	6	\$ 201,000	\$ 5,589,500
NS	NEW YORK	NY83500-0601	SHIN-Individual Wastewater Services - Phase 2	4	7	\$ 197,000	\$ 5,786,500
NS	NEW YORK	NY29872-0601	SENE Renovation of Cattaraugus Pump Stations	2	8	\$ 540,000	\$ 6,326,500
NS	NORTH CAROLINA	NC50514-1801	CHER-J Bull Armachain Rd W/L Repl.	3	9	\$ 27,000	\$ 6,353,500
NS	NEW YORK	NY62362-0210	TUSC-Ind. Water/Wastewater Ser.-PH10	4	10	\$ 1,000,000	\$ 7,353,500
NS	NEW YORK	NY50275-0101	ONEI-Individual Sanitation Facilities	4	11	\$ 118,000	\$ 7,471,500
NS	MISSISSIPPI	MS50112-1001	CHOC-PR- Indian Hills Water Main	3	12	\$ 304,200	\$ 7,775,700
NS	NORTH CAROLINA	NC87575-2401	CHER-Goose Crk tank fill controls	2	13	\$ 181,000	\$ 7,956,700
NS	LOUISIANA	LA02001-0801	COUS - Water Booster Station Demolition	2	14	\$ 47,000	\$ 8,003,700
NS	MISSISSIPPI	MS50200-0401	CHOC-BC water well and pump	2	15	\$ 491,250	\$ 8,494,950
NS	MAINE	ME19019-3401	PENO - Step Screen for Lift Station #4	2	16	\$ 1,071,000	\$ 9,565,950
NS	NORTH CAROLINA	NC50510-2201	CHER-Stillwell Branch WL Upgrade	4	17	\$ 45,000	\$ 9,610,950
NS	MAINE	ME29018-0801	PASI - Fire Hydrant Replacement	2	18	\$ 179,000	\$ 9,789,950
NS	NEW YORK	NY29872-0201	SENE Newtown Tank Repairs	2	19	\$ 397,000	\$ 10,186,950
NS	NEW YORK	NY33361-0107	TONA-Ind. Water/Wastewater Ser.-PH7	5	20	\$ 285,000	\$ 10,471,950
NS	NORTH CAROLINA	NC50513-0101	CHER-ROUGH BRANCH GENERATOR	3	21	\$ 150,000	\$ 10,621,950
NS	NORTH CAROLINA	NC50514-1501	CHER-Rough Br Treatment Unit Repl	3	22	\$ 350,000	\$ 10,971,950
NS	NEW YORK	NY09637-0101	SENE-Carrollton Dump South of Railroad	3	23	\$ 52,000	\$ 11,023,950
NS	NEW YORK	NY29999-0101	SENE Cattaraugus Transfer Station	3	24	\$ 300,000	\$ 11,323,950
NS	NEW YORK	NY09654-0202	SENE-Jim'town Dump #2, Ph. 2	3	25	\$ 124,000	\$ 11,447,950
NS	NEW YORK	NY09669-0402	SENE-Steamburg Old 17 Dump 1-2	3	26	\$ 83,000	\$ 11,530,950
NS	MISSISSIPPI	MS51221-0601	CHOC-CONE Water Well and Pump	2	27	\$ 465,325	\$ 11,996,275
NS	NEW YORK	NY29865-0501	SENE-Four Corners Tire Pile	3	28	\$ 8,000	\$ 12,004,275
NS	NEW YORK	NY09654-0102	SENE-Jim'town Dump #1, Ph. 2	3	29	\$ 232,000	\$ 12,236,275
NS	NEW YORK	NY09655-0101	SENE-Killbuck Dump	3	30	\$ 143,000	\$ 12,379,275
NS	NEW YORK	NY09669-0303	SENE-Steamburg Transfer Station	3	31	\$ 183,000	\$ 12,562,275
NS	NEW YORK	NY09669-0103	SENE-Steamburg Tire Pile	3	32	\$ 119,000	\$ 12,681,275
NS	TEXAS	TX31001-1301	ALAC-Bear Creek Loop Water Line	3	33	\$ 437,000	\$ 13,118,275
NS	LOUISIANA	LA02001-0901	COUS - I&I Reduction	2	34	\$ 82,500	\$ 13,200,775
NS	NEW YORK	NY29865-0201	SENE-TIS Dump #2 (@Treeline)	3	35	\$ 42,000	\$ 13,242,775
NS	NEW YORK	NY29865-0301	SENE-TIS Dump #3 (@Creek)	3	36	\$ 57,000	\$ 13,299,775
NS	NEW YORK	NY33361-0106	TONA-Ind. Water/Wastewater Ser.-PH6	4	37	\$ 464,000	\$ 13,763,775
NS	NEW YORK	NY29854-0101	SENE-Upper Sulfur Springs Dump	3	38	\$ 146,000	\$ 13,909,775
NS	NEW YORK	NY09636-0101	SENE-Burning Springs Open Dump	3	39	\$ 164,000	\$ 14,073,775
NS	NEW YORK	NY13817-0601	SENE-Hare Rd. Open Dump	3	40	\$ 54,000	\$ 14,127,775

**Indian Health Service
2015 Annual Report of Sanitation Deficiency Levels**

IHS Area: Nashville (NS)

Area	State	Project No.	Project Name	Project DL	Area Priority	Project Cost	Cumulative Project Cost
NS	NEW YORK	NY09669-0601	SENE-Onoville Road Dump	3	41	\$ 44,000	\$ 14,171,775
NS	TEXAS	TX31001-1502	ALAC-East Side Water Line Improvements	3	42	\$ 1,118,720	\$ 15,290,495
NS	ALABAMA	AL27999-0101	CREE - WWTP Improvements	2	43	\$ 508,000	\$ 15,798,495
NS	NORTH CAROLINA	NC50514-0101	CHER-Upper Wrights Creek Sewer Ext	4	44	\$ 1,199,000	\$ 16,997,495
NS	NEW YORK	NY13817-0101	SENE-Buffalo Rd - West Dump	3	45	\$ 21,000	\$ 17,018,495
NS	NEW YORK	NY83500-0303	SHIN - Open Dump Closure	3	46	\$ 200,000	\$ 17,218,495
NS	NEW YORK	NY83500-0302	SHIN - Solid Waste Facilities	3	47	\$ 740,000	\$ 17,958,495
NS	NEW YORK	NY09636-0201	SENE-Beyond Gordon Road Dump	3	48	\$ 234,000	\$ 18,192,495
NS	NEW YORK	NY09669-0501	SENE-Steamburg Old 17 Dump 2	3	49	\$ 42,000	\$ 18,234,495
NS	SOUTH CAROLINA	SC46059-0401	CATA - WATER METERING / READING	2	50	\$ 161,000	\$ 18,395,495
NS	LOUISIANA	LA05310-0401	TUNB - ISWMP & Dump Cleanup Project	3	51	\$ 230,000	\$ 18,625,495
NS	NORTH CAROLINA	NC50510-1501	CHER-Joe Owle Rd WL Upgrade	3	52	\$ 91,000	\$ 18,716,495
NS	NEW YORK	NY09666-0101	SENE-Old Salamanca Municipal Dump	2	53	\$ 304,000	\$ 19,020,495
NS	NEW YORK	NY62362-0601	TUSC -Community Water w/Town Interconnection	4	54	\$ 11,680,000	\$ 30,700,495
NS	NEW YORK	NY29854-0201	SENE Brant Res. Road Water Main Loop	2	55	\$ 400,000	\$ 31,100,495
NS	NEW YORK	NY29999-0201	SENE Cattaraugus Fire Hydrants	2	56	\$ 360,000	\$ 31,460,495
NS	NEW YORK	NY09652-0301	SENE-Indian Hill Chlorine Booster	2	57	\$ 175,000	\$ 31,635,495
NS	NEW YORK	NY29875-0101	SENE-Cattaraugus Well Abandonment	2	58	\$ 190,000	\$ 31,825,495
NS	NEW YORK	NY33361-0401	TONA-Transfer Station/Refuse Collection Truck	3	59	\$ 800,000	\$ 32,625,495
NS	NORTH CAROLINA	NC87575-2201	CHER-Adams Crk Lower Hsg W/L Repl	3	60	\$ 219,000	\$ 32,844,495
NS	FLORIDA	FL26050-0801	SEMI-BC BERT FRAZIER ROAD WATER MAIN EXTENSION	2	61	\$ 622,000	\$ 33,466,495
NS	NORTH CAROLINA	NC50514-1601	CHER-Rough Br Water Storage Repl	3	62	\$ 274,500	\$ 33,740,995
NS	NEW YORK	NY29875-0202	SENE - Gas Well Abandonment	2	63	\$ 64,000	\$ 33,804,995
NS	MASSACHUSETTS	MA07003-0201	WAMP - Lift Station Upgrade	2	64	\$ 89,000	\$ 33,893,995
NS	NORTH CAROLINA	NC50511-1301 *	CHER-WASHINGTON CR. WATER EXT.	3	65	\$ 937,000	\$ 34,830,995
NS	MISSISSIPPI	MS51221-0701	CHOC_CONE Sewer system expansion	3	66	\$ 300,000	\$ 35,130,995
NS	NORTH CAROLINA	NC87575-3301	CHER-Kate Lambert Rd W/L Repl.	3	67	\$ 329,000	\$ 35,459,995
NS	NORTH CAROLINA	NC50510-2101	CHER-Standingdeer Road WL Upgrade	3	68	\$ 349,000	\$ 35,808,995
NS	ALABAMA	AL27314-0003	CREE - Recycling Center Equipment	2	69	\$ 336,000	\$ 36,144,995
NS	FLORIDA	FL22040-0201 *	SEMI-BRI-CR 721 FORCE MAIN SOUTH	3	70	\$ 156,000	\$ 36,300,995
NS	FLORIDA	FL06005-0701	SEMI-IWMP Development	2	71	\$ 211,614	\$ 36,512,609
NS	FLORIDA	FL22040-0401	SEMI-BRI-HARNEY POND RD WATER STORAGE TANK & REPUMP STATION	2	72	\$ 2,694,000	\$ 39,206,609
NS	MAINE	ME29010-3401	PASP - Community Water Supply	3	73	\$ 4,906,000	\$ 44,112,609
NS	NEW YORK	NY83500-0401	SHIN-Sewer Collection/Treatment System	4	74	\$ 10,930,000	\$ 55,042,609
NS	NORTH CAROLINA	NC50514-0801	CHER-Lizzie Cucumber Rd WL Upgrade	3	75	\$ 267,000	\$ 55,309,609
NS	LOUISIANA	LA05310-0801	TUNB - Pumphouse	2	76	\$ 174,900	\$ 55,484,509
NS	NEW YORK	NY09654-0601	SENE-Jim'town Vac. Sewer Plant&Ext.	2	77	\$ 1,356,000	\$ 56,840,509
NS	NORTH CAROLINA	NC87575-0301	CHER-Locust Branch Sewer Upgrade	3	78	\$ 495,000	\$ 57,335,509
NS	TEXAS	TX31001-1501	ALAC-East Side Water Storage Tank	3	79	\$ 1,548,800	\$ 58,884,309
NS	FLORIDA	FL06005-1002	SEMI-HWD STIRLING ROAD WATER MAIN EXTENSION - PHASE 2	2	80	\$ 2,367,948	\$ 61,252,257

**Indian Health Service
2015 Annual Report of Sanitation Deficiency Levels**

IHS Area: Nashville (NS)

Area	State	Project No.	Project Name	Project	Area	Project Cost	Cumulative
				DL	Priority		Project Cost
NS	CONNECTICUT	CT06313-0801	PEQU - Residential LS Replacement	2	81	\$ 284,000	\$ 61,536,257
NS	SOUTH CAROLINA	SC46053-0301	CATA - WATER SYS - PILOT GIS STUDY	2	82	\$ 38,000	\$ 61,574,257
NS	NEW YORK	NY09669-0201	SENE-Steamburg Waste Recycle	2	83	\$ 16,000	\$ 61,590,257
NS	NEW YORK	NY09669-1101	SENE-Steamburg-Jimtown Water Meters	2	84	\$ 177,000	\$ 61,767,257
NS	NORTH CAROLINA	NC87575-3001	CHER-Tom McCoy Rd WL Upgrade	3	85	\$ 111,000	\$ 61,878,257
NS	TEXAS	TX31001-0401	ALAC-GIS Database	2	86	\$ 74,000	\$ 61,952,257
NS	TEXAS	TX31001-2401	ALAC - WWTP Safety Improvements	2	87	\$ 19,800	\$ 61,972,057
NS	NEW YORK	NY29875-0401	SENE-Cattaraugus Water Meters	2	88	\$ 774,000	\$ 62,746,057
NS	NEW YORK	NY33361-0301	TONA-Open Dump Closure	3	89	\$ 2,000,000	\$ 64,746,057
NS	MISSISSIPPI	MS50112-0501	CHOC-PR Willis Road water main.	3	90	\$ 623,650	\$ 65,369,707
NS	NEW YORK	NY29875-0502	SENE-438 Watermain Replacement Newtown	2	91	\$ 5,239,000	\$ 70,608,707
NS	NORTH CAROLINA	NC87575-0201 *	CHER-OWLE BRANCH WATERMAIN	3	92	\$ 720,000	\$ 71,328,707
NS	MAINE	ME29018-0701	PASI - Individual Lift Station Replacement	2	93	\$ 881,000	\$ 72,209,707
NS	FLORIDA	FL13999-0101 *	MICC-Snake Road Housing Water System	2	94	\$ 656,000	\$ 72,865,707
NS	FLORIDA	FL22040-0601 *	SEMI-BRI HARNEY CANAL ROAD WATER MAIN EXTENSION	2	95	\$ 552,000	\$ 73,417,707
NS	MAINE	ME29015-1001	PASI- STRIP - Loop 1 Hemlock Point	2	96	\$ 305,000	\$ 73,722,707
NS	MAINE	ME02311-0401	MALI - Solid Waste Collection and Disposal	2	97	\$ 50,000	\$ 73,772,707
NS	FLORIDA	FL06005-1001	SEMI-HWD 64TH AVENUE WATER MAIN EXTENSION - PHASE 1	2	98	\$ 1,804,685	\$ 75,577,392
NS	LOUISIANA	LA05310-0402 *	TUNB - Solid Waste Facility	2	99	\$ 500,000	\$ 76,077,392
NS	MAINE	ME19019-3101	PENO - LS 1 and 6 Upgrades	2	100	\$ 888,000	\$ 76,965,392
NS	MAINE	ME19019-3001 *	PENO - Pressure Booster Station	2	101	\$ 1,051,000	\$ 78,016,392
NS	NORTH CAROLINA	NC87575-2701 *	CHER-3200 Acre System Connection	3	102	\$ 2,141,000	\$ 80,157,392
NS	NORTH CAROLINA	NC87575-2001 *	CHER-Locust Branch Water Upgrade	3	103	\$ 437,000	\$ 80,594,392
NS	NORTH CAROLINA	NC50510-2601 *	CHER-Whitewater Dr. W/L Replacement	3	104	\$ 69,000	\$ 80,663,392
NS	MAINE	ME29010-2501 *	PASP - E. Passamaquoddy Road Sewer	2	105	\$ 1,218,000	\$ 81,881,392
NS	NORTH CAROLINA	NC87574-0501 *	CHER-TOW STRING SEWER EXT.*	3	106	\$ 2,628,000	\$ 84,509,392
NS	NORTH CAROLINA	NC50510-0901 *	CHER-SWIMMER BR. SEWER EXT.	3	107	\$ 1,479,000	\$ 85,988,392
NS	NEW YORK	NY29875-0501	SENE-438 Watermain Replacement Irving	2	108	\$ 9,160,000	\$ 95,148,392
NS	ALABAMA	AL27314-1302 *	CREE - Hog Fork Sewer Extension	2	109	\$ 720,000	\$ 95,868,392
NS	LOUISIANA	LA05310-0201	TUNB - Wastewater Treatment Plant	2	110	\$ 450,000	\$ 96,318,392
NS	NEW YORK	NY09636-0302	SENE B Springs/Indian Hill Interconnection	2	111	\$ 2,534,000	\$ 98,852,392
NS	TEXAS	TX31001-1901 *	ALAC - Johnson Branch Community Sewer Expansion	3	112	\$ 359,000	\$ 99,211,392
NS	ALABAMA	AL27314-0901 *	CREE - Green Road Water Line Exten	2	113	\$ 768,000	\$ 99,979,392
NS	MAINE	ME29010-1301 *	PASP - Water Main Replacement	2	114	\$ 621,000	\$ 100,600,392
NS	NORTH CAROLINA	NC20999-0101 *	CHER-WILL SCOTT CR. SEWER EXT.*	3	115	\$ 1,394,000	\$ 101,994,392
NS	NEW YORK	NY29875-0503	SENE-438 Watermain Replacement Indian Hill	2	116	\$ 3,700,000	\$ 105,694,392
NS	ALABAMA	AL27314-2501 *	CREE - Jack Springs Rd. Gravity Sewer Extension	2	117	\$ 83,000	\$ 105,777,392
NS	ALABAMA	AL27314-1100 *	CREE - Martinville Sewer Extension	2	118	\$ 200,000	\$ 105,977,392
NS	NORTH CAROLINA	NC20999-0301 *	CHER-WILL SCOTT CR WATER EXT.*	3	119	\$ 1,284,000	\$ 107,261,392
NS	NEW YORK	NY09638-0501 *	SENE-Buffalo Rd Decentralized Sewer System	2	120	\$ 330,000	\$ 107,591,392

**Indian Health Service
2015 Annual Report of Sanitation Deficiency Levels**

IHS Area: Nashville (NS)

Area	State	Project No.	Project Name	Project DL	Area Priority	Project Cost	Cumulative Project Cost
NS	MAINE	ME29010-2401 *	PASP - W. Passamaquoddy / Ballfield Rds Sewer	2	121	\$ 923,000	\$ 108,514,392
NS	NEW YORK	NY03619-0101 *	SENE-Oil Springs Dump	3	122	\$ 24,000	\$ 108,538,392
NS	NEW YORK	NY09638-0801 *	SENE-Gordon Garrow Watermain Extension	2	123	\$ 1,076,000	\$ 109,614,392
NS	NEW YORK	NY09652-0201 *	SENE Indian Hill Water Main Loop	2	124	\$ 2,271,000	\$ 111,885,392
NS	MAINE	ME02316-0301 *	MMAC - Conner Housing Fire Protection	2	125	\$ 475,000	\$ 112,360,392

**Indian Health Service
2015 Annual Report of Sanitation Deficiency Levels**

IHS Area: Navajo (NA)

Area	State	Project No.	Project Name	Project	Area	Project Cost	Cumulative
				DL	Priority		Project Cost
NA	NEW MEXICO	NM24623-0202	Naschitti Scattered	5	1	\$ 240,000	\$ 240,000
NA	NEW MEXICO	NM17470-2001	RockSprings KBegay Scatt Extensions	5	2	\$ 147,000	\$ 387,000
NA	NEW MEXICO	NM17448-0107	Mariano Lake South Scattered	5	3	\$ 352,000	\$ 739,000
NA	UTAH	UT19813-0801	Navajo Mtn - Arizona Scattered T66 (Phase 1)	5	4	\$ 1,124,000	\$ 1,863,000
NA	ARIZONA	AZ01012-2002	Chinle Scattered	5	5	\$ 1,038,000	\$ 2,901,000
NA	NEW MEXICO	NM17418-1701	Northeast Gallup Scattered	5	6	\$ 136,000	\$ 3,037,000
NA	NEW MEXICO	NM17458-1501	Pinedale MBegay Extension	5	7	\$ 172,000	\$ 3,209,000
NA	NEW MEXICO	NM17467-1901	Red Rock-Hwy 602 Scattered	5	8	\$ 143,000	\$ 3,352,000
NA	ARIZONA	AZ01050-0701	St. Michaels John Camp (Hunter's Point)	5	9	\$ 108,000	\$ 3,460,000
NA	ARIZONA	AZ01058-1102	Shiprock District West Scattered VIII	5	10	\$ 342,000	\$ 3,802,000
NA	ARIZONA	AZ03131-0201	Tonalea Wildcat Peak Extension Phase I T71	5	11	\$ 452,000	\$ 4,254,000
NA	ARIZONA	AZ01058-1005	Shiprock to Sweetwater/Aneth Phase 5 R75	2	12	\$ 2,950,000	\$ 7,204,000
NA	NEW MEXICO	NM28341-0901	ALAMO WINDMILL 1 SCATTERED	5	13	\$ 303,000	\$ 7,507,000
NA	ARIZONA	AZ01012-2003	Chinle Scattered 2	4	14	\$ 1,116,000	\$ 8,623,000
NA	NEW MEXICO	NM17483-1001	Tohatchi Dry Lake Scattered	5	15	\$ 371,800	\$ 8,994,800
NA	ARIZONA	AZ03121-1401	Kaibeto Isolated Waterline Extension T72	5	16	\$ 841,000	\$ 9,835,800
NA	NEW MEXICO	NM17408-1101	Bread Springs Scattered 2015	5	17	\$ 132,000	\$ 9,967,800
NA	NEW MEXICO	NM17453-0801	Mexican Springs RT 9503 Scattered	5	18	\$ 85,800	\$ 10,053,600
NA	NEW MEXICO	NM17003-1501	TSAYATOH-WEST GALLUP SCATTERED	5	19	\$ 129,000	\$ 10,182,600
NA	ARIZONA	AZ09166-0501	Kayenta Southeast Extension T63	5	20	\$ 137,000	\$ 10,319,600
NA	NEW MEXICO	NM23573-1001	TORREON - CAYADITTO Waterline T64	5	21	\$ 365,000	\$ 10,684,600
NA	ARIZONA	AZ09166-1303	Kayenta Comb Ridge Phase II T75	5	22	\$ 794,000	\$ 11,478,600
NA	ARIZONA	AZ01046-1201	Rock Point White Springs W/L Extension T65	5	23	\$ 2,976,000	\$ 14,454,600
NA	NEW MEXICO	NM17446-1003	Owl Springs Ph 2 Waterline (TIF)	5	24	\$ 654,000	\$ 15,108,600
NA	NEW MEXICO	NM17487-2250	Twin Lakes Route 9 Scattered	5	25	\$ 319,000	\$ 15,427,600
NA	NEW MEXICO	NM17422-0103	COUSINS RADIOTOWER LOOP PH1 Q83	5	26	\$ 896,500	\$ 16,324,100
NA	ARIZONA	AZ09175-1701	Pinon Additional Well T01	3	27	\$ 1,062,000	\$ 17,386,100
NA	ARIZONA	AZ01047-1002	Rough Rock Well Phase 2 XB7	3	28	\$ 421,000	\$ 17,807,100
NA	ARIZONA	AZ01026-0802	HOUCK SOUTH Ph-2	5	29	\$ 387,200	\$ 18,194,300
NA	UTAH	UT19812-0702	MEXICAN WATER SOUTHWEST WATERLINE	5	30	\$ 929,000	\$ 19,123,300
NA	ARIZONA	AZ01011-1501	CHILCHINBETO - Chilchinbeto Scattered T74	5	31	\$ 281,400	\$ 19,404,700
NA	ARIZONA	AZ09166-0401	KAYENTA EAST EXTENSIONS	5	32	\$ 267,000	\$ 19,671,700
NA	NEW MEXICO	NM24630-0101	SHEEPSPRINGS WL EXT W/ BOOSTER PAQ	5	33	\$ 639,996	\$ 20,311,696
NA	ARIZONA	AZ03132-0901	TOLANI LAKE SCATTERED CISTERNS	5	34	\$ 23,501	\$ 20,335,197
NA	NEW MEXICO	NM17475-0801	Smith Lake Well- Phase 1 (Booster)	2	35	\$ 233,805	\$ 20,569,002
NA	NEW MEXICO	NM17475-0802	Smith Lake Well- Phase 2 (Well)	2	36	\$ 1,340,287	\$ 21,909,289
NA	ARIZONA	AZ01058-1006	Shiprock to Sweetwater/Aneth Phase 6	2	37	\$ 1,113,000	\$ 23,022,289
NA	ARIZONA	AZ01058-1007	Shiprock to Sweetwater/Aneth Phase 7	2	38	\$ 3,353,000	\$ 26,375,289
NA	NEW MEXICO	NM24631-2402	Shiprock New WWTP NTUA Phase 1	3	39	\$ 12,846,000	\$ 39,221,289
NA	ARIZONA	AZ03107-0801	Coalmine Canyon Goldsprings Extension Phase I	5	40	\$ 1,085,000	\$ 40,306,289

Indian Health Service
2015 Annual Report of Sanitation Deficiency Levels

IHS Area: Navajo (NA)

Area	State	Project No.	Project Name	Project	Area	Project Cost	Cumulative
				DL	Priority		Project Cost
NA	UTAH	UT19813-0501	NAV MT PIUTE MESA CISTERNS	5	41	\$ 583,000	\$ 40,889,289
NA	ARIZONA	AZ03109-0601	COPPERMINE - KOKO EXT P1 (X)(P)	4	42	\$ 1,652,000	\$ 42,541,289
NA	ARIZONA	AZ03109-0602	COPPERMINE - KOKO EXT PHASE 2 (X)	5	43	\$ 1,454,000	\$ 43,995,289
NA	ARIZONA	AZ03109-0603	COPPERMINE - KOKO EXT PHASE 3 (X)	5	44	\$ 1,217,000	\$ 45,212,289
NA	NEW MEXICO	NM17487-1501	TWIN LAKES-Tohlokai South Ext	5	45	\$ 517,000	\$ 45,729,289
NA	ARIZONA	AZ03135-2601	Tuba City Failed Drainfields	4	46	\$ 480,000	\$ 46,209,289
NA	NEW MEXICO	NM17477-0301	STANDING ROCK NE-Cisterns	5	47	\$ 316,000	\$ 46,525,289
NA	NEW MEXICO	NM17422-0105	COUSINS RADIOTOWER LOOP PH2 (X)	5	48	\$ 1,122,000	\$ 47,647,289
NA	NEW MEXICO	NM17480-1202	Thoreau-Baca Scattered Homes Extensions & Well	5	49	\$ 2,295,000	\$ 49,942,289
NA	ARIZONA	AZ01050-0501	Coalmine Natonabah Camp T61 (X)	3	50	\$ 205,000	\$ 50,147,289
NA	NEW MEXICO	NM24631-2201	Shiprock Farm Area Sewer Ph II XE3	3	51	\$ 897,000	\$ 51,044,289
NA	NEW MEXICO	NM24601-0601	Beclabito Watering Point Upgrade	2	52	\$ 92,000	\$ 51,136,289
NA	ARIZONA	AZ01058-1008	Shiprock to Sweetwater/Aneth Phase 8	2	53	\$ 7,156,000	\$ 58,292,289
NA	NEW MEXICO	NM24631-2403	Shiprock New WWTP NTUA Phase 2 (X)	3	54	\$ 5,192,000	\$ 63,484,289
NA	NEW MEXICO	NM24631-2404	Shiprock New WWTP NTUA Phase 3 (X)	3	55	\$ 7,773,000	\$ 71,257,289
NA	ARIZONA	AZ03109-0401	Coppermine - Northwest 89	5	56	\$ 1,084,000	\$ 72,341,289
NA	NEW MEXICO	NM17458-0201	Pinedale Allotment Dispute (X)	5	57	\$ 136,000	\$ 72,477,289
NA	ARIZONA	AZ01036-1401	Many Farms Medical Referral	5	58	\$ 565,000	\$ 73,042,289
NA	ARIZONA	AZ01036-0403	Many Farms Lake Phase 3 Cisterns	5	59	\$ 401,000	\$ 73,443,289
NA	ARIZONA	AZ01040-0501	Nazlini-Flatrocks Cisterns	5	60	\$ 429,643	\$ 73,872,932
NA	ARIZONA	AZ09070-1103	Whippoorwill Scattered	5	61	\$ 571,000	\$ 74,443,932
NA	ARIZONA	AZ09162-1301	Hardrock Sleepy Mountain WL Ext Phase 1 T73 (X)	5	62	\$ 1,849,000	\$ 76,292,932
NA	ARIZONA	AZ01020-1101	Dennehotso - Baby Rocks South Extension T76 (X)	5	63	\$ 1,575,000	\$ 77,867,932
NA	ARIZONA	NM17002-1403	Chichiltah Extension	5	64	\$ 256,299	\$ 78,124,231
NA	UTAH	UT19812-0501	NHA Mexican Water Sewer Lagoon	3	65	\$ 752,000	\$ 78,876,231
NA	NEW MEXICO	NM01084-1601	TOHAJIILEE SCATTERED HOMES (X)	5	66	\$ 684,200	\$ 79,560,431
NA	ARIZONA	AZ09180-1501	SHONTO - WHITE POST EAST EXTN T08 (X)	5	67	\$ 1,117,004	\$ 80,677,435
NA	ARIZONA	AZ01024-0201	Ft. Defiance Piney Hill Waterline Extension T60 (X)	5	68	\$ 1,855,000	\$ 82,532,435
NA	NEW MEXICO	NM33140-0402	Ramah Goathill Extensions	5	69	\$ 1,041,000	\$ 83,573,435
NA	UTAH	UT19800-0201	Aneth Solenoid Valve	2	70	\$ 116,000	\$ 83,689,435
NA	ARIZONA	AZ03104-0301	CAMERON - TELEMETRIC UPGRADES	2	71	\$ 223,100	\$ 83,912,535
NA	ARIZONA	AZ01011-1201	Chilchinbeto Yellowhair CWS Upgrade	2	72	\$ 1,854,312	\$ 85,766,847
NA	ARIZONA	AZ01016-0701	COVE INTERTIE	2	73	\$ 508,000	\$ 86,274,847
NA	NEW MEXICO	NM24608-0801	CRYSTAL ADDT'L SOURCE NTUA	2	74	\$ 701,000	\$ 86,975,847
NA	ARIZONA	AZ09158-1803	DISTRICT 7 WOOD CHOP TO DK PASS	2	75	\$ 307,584	\$ 87,283,431
NA	ARIZONA	AZ01040-0601	Nazlini Additional Water Source	2	76	\$ 775,001	\$ 88,058,432
NA	NEW MEXICO	NM24629-1301	Sanostee Replacement Well	2	77	\$ 437,000	\$ 88,495,432
NA	UTAH	UT19815-1201	RED MESA NORTH CISTERNS TSOSIE CAMP	5	78	\$ 121,000	\$ 88,616,432
NA	ARIZONA	AZ03122-0201	LECHEE - HORSETHIEF CISTERNS & WP	5	79	\$ 1,339,998	\$ 89,956,430
NA	NEW MEXICO	NM24624-5001	NEWCOMB WATERLINE UPGRADE	2	80	\$ 298,000	\$ 90,254,430

**Indian Health Service
2015 Annual Report of Sanitation Deficiency Levels**

IHS Area: Navajo (NA)

Area	State	Project No.	Project Name	Project	Area	Project Cost	Cumulative
				DL	Priority		Project Cost
NA	ARIZONA	AZ09158-0001	WINSLOW SU FAILED ST/DF	4	81	\$ 1,079,042	\$ 91,333,472
NA	NEW MEXICO	NM24631-1907	Shiprock Service Unit Failed Drainfield	4	82	\$ 418,000	\$ 91,751,472
NA	ARIZONA	AZ09180-0901	SHONTO SCATTERED CISTERNS	5	83	\$ 286,755	\$ 92,038,227
NA	UTAH	UT19800-1101	ANETH MAIL TRAIL CISTERNS	5	84	\$ 149,000	\$ 92,187,227
NA	UTAH	UT19800-0301	MONTEZUMA CREEK CISTERNS	5	85	\$ 105,000	\$ 92,292,227
NA	ARIZONA	AZ09175-1501	PINON-WEPO WASH CISTERNS	5	86	\$ 700,965	\$ 92,993,192
NA	NEW MEXICO	NM24631-0801	Shiprock 491 North Cisterns	5	87	\$ 172,000	\$ 93,165,192
NA	NEW MEXICO	NM24645-0401	White Rock South Cisterns	5	88	\$ 173,007	\$ 93,338,199
NA	NEW MEXICO	NM17418-0701	Gallup Failed Septics - Central	4	89	\$ 559,000	\$ 93,897,199
NA	ARIZONA	AZ01035-0701	Lupton Failed Septic Tank/Drainfield Replacement	4	90	\$ 172,700	\$ 94,069,899
NA	ARIZONA	AZ09158-1103	DILKON - JOHN'S DRAW 1 CIST.	5	91	\$ 254,010	\$ 94,323,909
NA	NEW MEXICO	NM24612-0301	Fruitland Adobe West Cistern	5	92	\$ 48,000	\$ 94,371,909
NA	NEW MEXICO	NM24616-0301	HUERFANO CARSON N CIST PH I	5	93	\$ 94,998	\$ 94,466,907
NA	ARIZONA	AZ09164-0801	INDIAN WELLS - TWIN PEAKS CISTERNS	5	94	\$ 462,004	\$ 94,928,911
NA	ARIZONA	AZ03120-0701	INSCRIPTION HSE ISOLATED CISTERNS	5	95	\$ 183,000	\$ 95,111,911
NA	NEW MEXICO	NM24622-0601	Pueblo Bonito-PH 2, Cisterns	5	96	\$ 158,000	\$ 95,269,911
NA	NEW MEXICO	NM24625-0301	Morgan Lake - Ph I Cistern	5	97	\$ 67,000	\$ 95,336,911
NA	ARIZONA	AZ01045-1101	Shiprock Wall Cistern	5	98	\$ 23,000	\$ 95,359,911
NA	ARIZONA	AZ01047-0901	Rough Rock North Phase 1 (Cisterns)	5	99	\$ 2,368,999	\$ 97,728,910
NA	NEW MEXICO	NM24631-2003	Shiprock NE Cistern Ph I	5	100	\$ 48,000	\$ 97,776,910
NA	ARIZONA	AZ01061-0501	Teec Yellow Rock Point Cisterns	5	101	\$ 46,000	\$ 97,822,910
NA	ARIZONA	AZ01061-0402	Teec Nos Pos Tso Cisterns	5	102	\$ 23,000	\$ 97,845,910
NA	ARIZONA	AZ09921-1001 *	WHITE CONE - SCATTERED CISTERNS	5	103	\$ 236,904	\$ 98,082,814
NA	NEW MEXICO	NM01084-1401	Tohajiilee Well Rehabilitation (No. 2 and 5)	2	104	\$ 603,000	\$ 98,685,814
NA	ARIZONA	AZ09180-1002	SHONTO - BLACK MESA WL EXT. (X) T09	5	105	\$ 1,082,010	\$ 99,767,824
NA	ARIZONA	AZ01012-0701	CHINLE FAILED DRAIN FIELD	4	106	\$ 600,991	\$ 100,368,815
NA	ARIZONA	AZ01012-1901	Chinle-Many Farms Drainfields	4	107	\$ 498,008	\$ 100,866,823
NA	NEW MEXICO	NM17424-1201	Crownpoint Scattered ST/DF Failure	4	108	\$ 401,005	\$ 101,267,828
NA	ARIZONA	AZ01026-1301	Gallup Failed Septics - West	4	109	\$ 161,000	\$ 101,428,828
NA	ARIZONA	AZ01036-0902	Many Farms Scattered Failed Drainfield	4	110	\$ 295,000	\$ 101,723,828
NA	NEW MEXICO	NM17500-0601	BECENTI-Milk Lake-Cisterns	5	111	\$ 49,000	\$ 101,772,828
NA	ARIZONA	AZ09150-0401	BIRDSPRINGS RINCON BASIN CISTE D.5	5	112	\$ 175,007	\$ 101,947,835
NA	ARIZONA	AZ01020-0101	Dennehotso Laguna Flats Cisterns	5	113	\$ 313,000	\$ 102,260,835
NA	ARIZONA	AZ03121-0901	KAIBETO GRAY MESA CISTERNS & WPT	5	114	\$ 834,870	\$ 103,095,705
NA	NEW MEXICO	NM17446-0701	Lake Valley NE Cisterns	5	115	\$ 201,000	\$ 103,296,705
NA	ARIZONA	AZ01034-0901	Lukachukai NW Cistern PH 1	5	116	\$ 174,062	\$ 103,470,767
NA	ARIZONA	AZ01036-0701	Many Farms Lake Cisterns	5	117	\$ 1,251,000	\$ 104,721,767
NA	NEW MEXICO	NM17453-0701	Mexican Springs Todilto Park Cisterns	5	118	\$ 566,500	\$ 105,288,267
NA	ARIZONA	AZ03103-0401	Bodaway Wash Crossing Reroutes Phase I	3	119	\$ 498,000	\$ 105,786,267
NA	ARIZONA	AZ03103-0402	Bodaway Wash Crossing Reroutes Phase II	3	120	\$ 573,000	\$ 106,359,267

**Indian Health Service
2015 Annual Report of Sanitation Deficiency Levels**

IHS Area: Navajo (NA)

Area	State	Project No.	Project Name	Project	Area	Project Cost	Cumulative
				DL	Priority		Project Cost
NA	NEW MEXICO	NM24631-2401	Shiprock New WWTP NTUA Engineering Ph1&2	3	121	\$ 2,004,000	\$ 108,363,267
NA	ARIZONA	AZ03122-0501	LECHEE - P SIANI WL EXT. T07	5	122	\$ 538,000	\$ 108,901,267
NA	NEW MEXICO	NM17444-1401	Iyanbito-Failed STDF Replacements	4	123	\$ 174,000	\$ 109,075,267
NA	NEW MEXICO	NM24623-0701	Gallup Failed Septics - North	4	124	\$ 577,000	\$ 109,652,267
NA	ARIZONA	AZ09175-1901	District 4 Drainfields	4	125	\$ 411,994	\$ 110,064,261
NA	NEW MEXICO	NM17467-1401	Gallup Failed Septics-South Ward	4	126	\$ 577,000	\$ 110,641,261
NA	ARIZONA	AZ01046-1301	RR RP LK Drainfields	4	127	\$ 310,000	\$ 110,951,261
NA	NEW MEXICO	NM17422-0108	COUSINS RADIOTOWER LOOP PH4 CISTERN	5	128	\$ 291,500	\$ 111,242,761
NA	ARIZONA	AZ09162-0601	HARDROCK SCATTERED CISTERNS P1	5	129	\$ 699,000	\$ 111,941,761
NA	NEW MEXICO	NM24616-0701	Carson East Cistern	5	130	\$ 111,000	\$ 112,052,761
NA	ARIZONA	AZ09164-0101	INDIAN WELLS - ROUND BUTTE CIST.	5	131	\$ 241,008	\$ 112,293,769
NA	ARIZONA	AZ03121-0701	KAIBETO SCATTERED CISTERN	5	132	\$ 261,000	\$ 112,554,769
NA	ARIZONA	AZ01047-0903	Rough Rock South Cistern Ph 1	5	133	\$ 295,295	\$ 112,850,064
NA	ARIZONA	AZ01054-0106	Spider Rock - Phase 4 CISTERNS	5	134	\$ 826,000	\$ 113,676,064
NA	ARIZONA	AZ01054-0103	Spider Rock - Phase 3 CISTERNS	5	135	\$ 1,865,000	\$ 115,541,064
NA	NEW MEXICO	NM17003-0401	TSAYATOH-STATE LINE CISTERN	5	136	\$ 109,000	\$ 115,650,064
NA	NEW MEXICO	NM24413-1001	BURNHAM WATERING PT	3	137	\$ 126,000	\$ 115,776,064
NA	NEW MEXICO	NM17467-0301	RED ROCK DUMP CLOSURE	3	138	\$ 555,000	\$ 116,331,064
NA	ARIZONA	NM17002-1603	CHICHILTAH REACH 14.8 PHASE 2	2	139	\$ 572,000	\$ 116,903,064
NA	ARIZONA	AZ01045-1401	RED VALLEY PRV REPLACEMENT	2	140	\$ 189,000	\$ 117,092,064
NA	UTAH	UT19813-0802	Navajo Mtn - Arizona Scattered T66 (Phase 2)	5	141	\$ 1,185,000	\$ 118,277,064
NA	NEW MEXICO	NM17403-1401	Gallup Failed Septics - Eastward	4	142	\$ 844,000	\$ 119,121,064
NA	ARIZONA	NM17002-1404	Gallup Septics - Replacements	4	143	\$ 103,400	\$ 119,224,464
NA	NEW MEXICO	NM17500-0701	BECENTI-Flat Lake-Cisterns	5	144	\$ 57,000	\$ 119,281,464
NA	NEW MEXICO	NM17422-0106	COUSINS RADIOTOWER LOOP PH3 CISTERN	5	145	\$ 309,100	\$ 119,590,564
NA	ARIZONA	AZ01026-1401	Houck Burntwater Wash Q84 Ph1 Cisterns	5	146	\$ 1,701,700	\$ 121,292,264
NA	ARIZONA	AZ01035-0603	Lupton South Mesa_P51_Ph2_Cist	5	147	\$ 211,200	\$ 121,503,464
NA	NEW MEXICO	NM17447-0901	Manuelito Big Rock Canyon Cisterns	5	148	\$ 148,500	\$ 121,651,964
NA	UTAH	UT19808-0101	OLJATO PIUTE FARMS SCATT CISTERNS	5	149	\$ 736,000	\$ 122,387,964
NA	NEW MEXICO	NM33140-0302	RAMAH SCATT PH II CISTERNS	5	150	\$ 89,100	\$ 122,477,064
NA	NEW MEXICO	NM17491-0702	RINCON MARQUEZ-Cisterns	5	151	\$ 577,020	\$ 123,054,084
NA	NEW MEXICO	NM17491-0201	Whitehorse Lake-SandSpring Cisterns	5	152	\$ 527,000	\$ 123,581,084
NA	ARIZONA	AZ09158-1001	DILKON - PYRAMID BUTTE EXT. T67	5	153	\$ 1,240,029	\$ 124,821,113
NA	ARIZONA	AZ01036-1201	MF-Ram Pasture Cisterns	5	154	\$ 1,656,000	\$ 126,477,113
NA	ARIZONA	AZ03104-1402	GRAY MOUNTAIN CISTERNS - PHASE II	5	155	\$ 1,293,591	\$ 127,770,704
NA	NEW MEXICO	NM17423-0601	COYOTE CANYON-North Cisterns	5	156	\$ 244,200	\$ 128,014,904
NA	NEW MEXICO	NM17423-0801	COYOTE CANYON-Red Water Pond Cisterns	5	157	\$ 354,200	\$ 128,369,104
NA	ARIZONA	AZ09160-1001	Many Mules All Cisterns Ph 1 & WP	5	158	\$ 3,972,168	\$ 132,341,272
NA	ARIZONA	AZ09033-0401	LGW SCATTERED CISTERNS DIST. 7 & WP	5	159	\$ 398,830	\$ 132,740,102
NA	ARIZONA	AZ01026-1101	HOUCK HIGHLANDS - CISTERNS	5	160	\$ 234,300	\$ 132,974,402

**Indian Health Service
2015 Annual Report of Sanitation Deficiency Levels**

IHS Area: Navajo (NA)

Area	State	Project No.	Project Name	Project	Area	Project Cost	Cumulative
				DL	Priority		Project Cost
NA	ARIZONA	AZ01026-0901	HOUCK-Sanders Ph1 Cisterns	4	161	\$ 398,200	\$ 133,372,602
NA	ARIZONA	AZ03108-1101	LEUPP SAN FRANCISCO WASH CIST.DISTS	5	162	\$ 583,015	\$ 133,955,617
NA	NEW MEXICO	NM17447-0701	MANUELITO CHAP HOUSE CISTERNS	5	163	\$ 151,800	\$ 134,107,417
NA	NEW MEXICO	NM24623-0401	Wildcat Springs Ph-I - Cisterns	5	164	\$ 478,000	\$ 134,585,417
NA	ARIZONA	AZ01041-0501	OAK SPRINGS EAST (TOP) CISTERNS	5	165	\$ 197,001	\$ 134,782,418
NA	NEW MEXICO	NM33140-0501	RAMAH WHITEROCK UNIT 1 CISTERNS	5	166	\$ 421,300	\$ 135,203,718
NA	NEW MEXICO	NM24631-0901	SHIPROCK FARM AREA A CISTERNS	5	167	\$ 125,000	\$ 135,328,718
NA	NEW MEXICO	NM17475-0701	Smith Lake Cisterns	5	168	\$ 63,000	\$ 135,391,718
NA	UTAH	UT19807-0401	MV-DOUGLAS MESA WEST EXT. T28	5	169	\$ 1,399,650	\$ 136,791,368
NA	ARIZONA	AZ09158-1002	DILKON - COYOTE WASH EXTENSION	5	170	\$ 951,020	\$ 137,742,388
NA	ARIZONA	AZ03107-0201 *	COALMINE CANYON - SCATTERED EXT P1 T62	5	171	\$ 265,000	\$ 138,007,388
NA	ARIZONA	AZ09923-0501 *	Jeddito Goldwater Loop, P1	5	172	\$ 2,407,000	\$ 140,414,388
NA	ARIZONA	AZ09923-0502 *	Jeddito Goldwater Loop, Phase 2	5	173	\$ 1,569,000	\$ 141,983,388
NA	ARIZONA	AZ03108-1603 *	WEST LEUPP PH2 WL EXT	5	174	\$ 3,242,025	\$ 145,225,413
NA	ARIZONA	AZ01036-0402 *	Many Farms Lake Phase 2.5 D32/Q39	5	175	\$ 1,642,000	\$ 146,867,413
NA	ARIZONA	NM17002-1602	CHICHILTAH REACH 14.8 PHASE 1.5 (X)	5	176	\$ 4,579,300	\$ 151,446,713
NA	ARIZONA	AZ09150-0301	HWY 99 CISTERNS PHASE 2	5	177	\$ 397,000	\$ 151,843,721
NA	ARIZONA	AZ03103-0301	BODAWAY SCATTERED CISTERNS P1	5	178	\$ 1,363,000	\$ 153,206,721
NA	NEW MEXICO	NM17423-0503	COYOTE CANYON-South Cisterns	5	179	\$ 173,800	\$ 153,380,521
NA	ARIZONA	AZ09158-0201	DILKON - TAYLOR CISTERNS	5	180	\$ 135,004	\$ 153,515,525
NA	ARIZONA	AZ03108-1302	LEUPP CANYON DIABLO CIST DIST. 5	5	181	\$ 552,016	\$ 154,067,541
NA	NEW MEXICO	NM17503-0401	LITTLEWATER SW CISTERNS	5	182	\$ 135,000	\$ 154,202,541
NA	NEW MEXICO	NM17448-0105	MARIANO LAKE Cisterns PH5	5	183	\$ 306,000	\$ 154,508,541
NA	NEW MEXICO	NM17426-0201	NAHODISHGISH SW CISTERN	5	184	\$ 132,000	\$ 154,640,541
NA	UTAH	UT19808-1501	Oljatoh Narrow Canyon Scattered CISTERNS	5	185	\$ 304,875	\$ 154,945,416
NA	NEW MEXICO	NM24413-0801	BURNHAM EAST CISTERNS I	5	186	\$ 247,000	\$ 155,192,416
NA	NEW MEXICO	NM24413-1201	BURNHAM NW CISTERN I	5	187	\$ 119,000	\$ 155,311,416
NA	NEW MEXICO	NM24413-0301	BURNHAM S HUNTER WASH SYS II CISTERNS	5	188	\$ 279,000	\$ 155,590,416
NA	ARIZONA	AZ01041-0401	OAK SPRINGS SOUTH CISTERNS	5	189	\$ 52,860	\$ 155,643,276
NA	ARIZONA	AZ01046-0501	Rock Point West - Phase 1, Cisterns	5	190	\$ 1,144,000	\$ 156,787,276
NA	ARIZONA	AZ09921-0201	WHITE CONE NAAHTEE CANYON EXT. T29	5	191	\$ 691,120	\$ 157,478,396
NA	ARIZONA	AZ03108-1605 *	LEUPP - GRAND FALLS EXTENSION	5	192	\$ 4,198,041	\$ 161,676,437
NA	ARIZONA	AZ01030-0203	Cross Canyon South Extension Kinlichee NE Phase II	5	193	\$ 1,946,000	\$ 163,622,437
NA	NEW MEXICO	NM17422-0110	COUSINS RADIOTOWER LOOP PH5 CISTERN	5	194	\$ 170,500	\$ 163,792,937
NA	ARIZONA	AZ09166-2001	KAYENTA-ARIZ - EL CAP NORTH CIST.	5	195	\$ 449,000	\$ 164,241,937
NA	NEW MEXICO	NM17467-1501	Crestview Subdivision Cistern	5	196	\$ 139,000	\$ 164,380,937
NA	ARIZONA	AZ01045-1301	RED VALLEY SOUTH CISTERN	5	197	\$ 105,000	\$ 164,485,937
NA	NEW MEXICO	NM01084-0701	Canoncito Scattered - Cisterns	5	198	\$ 350,900	\$ 164,836,837
NA	ARIZONA	AZ03132-0104	TOLANI LAKE PRICE II CIST. DIST. 5	5	199	\$ 136,004	\$ 164,972,841
NA	ARIZONA	AZ09921-0101	WHITE CONE- FLAT MESA SCAT CIST WPT	5	200	\$ 278,008	\$ 165,250,849

**Indian Health Service
2015 Annual Report of Sanitation Deficiency Levels**

IHS Area: Navajo (NA)

Area	State	Project No.	Project Name	Project	Area	Project Cost	Cumulative
				DL	Priority		Project Cost
NA	NEW MEXICO	NM24413-0701	BURNHAM NORTH CISTERNS I	5	201	\$ 101,000	\$ 165,351,849
NA	NEW MEXICO	NM24608-0501	CRYSTAL-MILKWATER PH. I CISTERN	5	202	\$ 388,455	\$ 165,740,304
NA	ARIZONA	AZ01040-0301	Nazlini North Phase 1 (Cisterns)	5	203	\$ 839,000	\$ 166,579,304
NA	NEW MEXICO	NM24624-0201	NEWCOMB EAST CISTERNS I	5	204	\$ 101,000	\$ 166,680,304
NA	UTAH	UT19808-0201	OLJATOH-HALCHITA CISTERNS 1 & WP	5	205	\$ 946,050	\$ 167,626,354
NA	NEW MEXICO	NM24630-0201	SHEEPSPRINGS EAST CISTERNS I	5	206	\$ 75,000	\$ 167,701,354
NA	ARIZONA	AZ01050-0402	ST Michaels Sewer Rehab EPA Z56 Phase II (X)	3	207	\$ 3,810,000	\$ 171,511,354
NA	ARIZONA	AZ01050-0403	ST Michaels Sewer Rehab EPA Z56 Phase III (X)	3	208	\$ 3,615,000	\$ 175,126,354
NA	ARIZONA	AZ01048-0301	Round Rock Additional Water Source	3	209	\$ 777,000	\$ 175,903,354
NA	ARIZONA	AZ03108-1604 *	WEST LEUPP PH3 WL EXT	5	210	\$ 1,791,008	\$ 177,694,362
NA	ARIZONA	AZ09180-0902	SHONTO SCATTERED EXTENSION	4	211	\$ 421,770	\$ 178,116,132
NA	NEW MEXICO	NM17403-0502	BACA I-40 CROSSING CISTERNS	5	212	\$ 224,000	\$ 178,340,132
NA	ARIZONA	AZ09150-0601	BIRDSPRINGS HWY 99 CISTERNS, PHASE I	5	213	\$ 411,004	\$ 178,751,136
NA	ARIZONA	AZ03107-0101	COALMINE CANYON - SCAT CISTERNS P 1	5	214	\$ 332,000	\$ 179,083,136
NA	ARIZONA	AZ09160-0701	FOREST LAKE CISTERN HOMES	5	215	\$ 399,993	\$ 179,483,129
NA	NEW MEXICO	NM17502-0102	HAYSTACK CISTERNS	5	216	\$ 149,000	\$ 179,632,129
NA	NEW MEXICO	NM33140-0403	Ramah Goat Hill Ph 3 Cisterns	5	217	\$ 89,100	\$ 179,721,229
NA	UTAH	UT19808-1301	OLJATO-TRAIN ROCK CISTERNS	5	218	\$ 921,948	\$ 180,643,177
NA	ARIZONA	AZ01048-0201	Round Rock NE, Cisterns	5	219	\$ 656,000	\$ 181,299,177
NA	NEW MEXICO	NM24629-0801	SANOSTEE CANYON CISTERNS I	5	220	\$ 82,000	\$ 181,381,177
NA	NEW MEXICO	NM17450-5001	Navajo Lagoon Upgrade NTUA	3	221	\$ 2,000,000	\$ 183,381,177
NA	ARIZONA	AZ03103-0601	Bodaway Booster Station Upgrade R98	2	222	\$ 600,000	\$ 183,981,177
NA	ARIZONA	AZ09162-0701	HARDROCK SCADA & PRV REPLACEMENT	2	223	\$ 383,000	\$ 184,364,177
NA	ARIZONA	AZ01034-1301	Lukachukai AC PIPE REPLACEMENT	2	224	\$ 519,000	\$ 184,883,177
NA	NEW MEXICO	NM24629-0501	SANOSTEE-LITTLEWATER WST	2	225	\$ 57,000	\$ 184,940,177
NA	ARIZONA	AZ03131-0401	TONALEA RED LAKE SCADA UPGRADE	2	226	\$ 110,000	\$ 185,050,177
NA	ARIZONA	AZ01072-0601	Wide Ruins Ext. West <3HPM	5	227	\$ 917,001	\$ 185,967,178
NA	NEW MEXICO	NM17403-0301	BACA SOUTH CISTERNS	5	228	\$ 515,000	\$ 186,482,178
NA	ARIZONA	NM17002-1402	Chichiltah Cistern	5	229	\$ 79,200	\$ 186,561,378
NA	NEW MEXICO	NM17487-1401	TWIN LAKES-DEER SPRINGS CISTERNS	5	230	\$ 159,500	\$ 186,720,878
NA	ARIZONA	AZ01024-1001	Fort Defiance Sewerline Extn	3	231	\$ 671,000	\$ 187,391,878
NA	NEW MEXICO	NM28341-0701	ALAMO-PH1 CISTERNS AND WP	5	232	\$ 313,000	\$ 187,704,878
NA	NEW MEXICO	NM24413-0201	BURNHAM S HUNTER WASH SYS I CISTERNS	5	233	\$ 146,000	\$ 187,850,878
NA	ARIZONA	AZ01014-0301	CORNFIELDS - SUNRISE TRDNG PST CIST	5	234	\$ 539,600	\$ 188,390,478
NA	NEW MEXICO	NM24624-0301	NEWCOMB NORTH CISTERNS I	5	235	\$ 90,000	\$ 188,480,478
NA	ARIZONA	AZ03135-2401	Tuba City WWTP Upgrades NTUA	3	236	\$ 18,878,691	\$ 207,359,169
NA	ARIZONA	AZ01061-0403 *	Teec Nos Pos Tso Waterline Extension	4	237	\$ 177,000	\$ 207,536,169
NA	ARIZONA	AZ03108-1602 *	WEST LEUPP PH1 WL EXT	5	238	\$ 6,689,100	\$ 214,225,269
NA	ARIZONA	AZ01026-1403	Houck Burntwater Wash Q84 Ph3 Cisterns	5	239	\$ 134,200	\$ 214,359,469
NA	NEW MEXICO	NM24623-0102	Bluerock-Wilson Ph-1 - Cisterns	5	240	\$ 710,000	\$ 215,069,469

**Indian Health Service
2015 Annual Report of Sanitation Deficiency Levels**

IHS Area: Navajo (NA)

Area	State	Project No.	Project Name	Project	Area	Project Cost	Cumulative
				DL	Priority		Project Cost
NA	NEW MEXICO	NM24413-0501	BURNHAM WEST CISTERNS I	5	241	\$ 64,000	\$ 215,133,469
NA	NEW MEXICO	NM24413-0401	BURNHAM SW CISTERN I	5	242	\$ 64,000	\$ 215,197,469
NA	NEW MEXICO	NM17414-0501	Casmero Lake West Cistern	5	243	\$ 84,800	\$ 215,282,269
NA	ARIZONA	AZ09158-0101	DILKON SCATTERED CISTERNS - WPT	5	244	\$ 908,952	\$ 216,191,221
NA	ARIZONA	AZ03108-1201	LEUPP PADRE CANYON CIST. DIST. 5	5	245	\$ 888,027	\$ 217,079,248
NA	NEW MEXICO	NM17503-0901	LITTLEWATER SOUTH CISTERN	5	246	\$ 86,000	\$ 217,165,248
NA	NEW MEXICO	NM17458-1300	Pinedale JBcenti Cistern	5	247	\$ 43,000	\$ 217,208,248
NA	UTAH	UT19813-0601	Navajo Mountain Rainb. City E. Cist	5	248	\$ 204,000	\$ 217,412,248
NA	NEW MEXICO	NM17467-1701 *	RED ROCK-REACH 14.6	1	249	\$ 7,081,100	\$ 224,493,348
NA	UTAH	UT19800-0801 *	WESTWATER - BLANDING W/L Ext	3	250	\$ 1,496,000	\$ 225,989,348
NA	ARIZONA	AZ09180-0802	SHONTO-TALLMOUNTAIN WATERLINE EXT.	4	251	\$ 2,860,488	\$ 228,849,836
NA	ARIZONA	AZ01047-1101	Rough Rock Low Pressure	4	252	\$ 191,000	\$ 229,040,836
NA	ARIZONA	AZ03131-0101	TONALEA CISTERNS	5	253	\$ 715,000	\$ 229,755,836
NA	ARIZONA	AZ09166-2301	Kayenta WWTP Upgrade NTUA	3	254	\$ 12,548,643	\$ 242,304,479
NA	ARIZONA	AZ01012-2101	Chinle Agency Lagoons/Eljens	4	255	\$ 1,097,992	\$ 243,402,471
NA	NEW MEXICO	NM17408-0202	Bread Springs Cisterns	5	256	\$ 174,000	\$ 243,576,471
NA	NEW MEXICO	NM28341-0201	ALAMO SOLID WASTE	3	257	\$ 518,000	\$ 244,094,471
NA	UTAH	UT19800-1201	Aneth Chapter Dump Closures	3	258	\$ 534,000	\$ 244,628,471
NA	NEW MEXICO	NM17403-1501	Baca Chapter Dump Closures	3	259	\$ 200,000	\$ 244,828,471
NA	NEW MEXICO	NM17500-0801	Becenti Chapter Dump Closures	3	260	\$ 109,000	\$ 244,937,471
NA	NEW MEXICO	NM24601-0301	BECLABITO DUMP CLOSURE	3	261	\$ 248,000	\$ 245,185,471
NA	ARIZONA	AZ09997-0401	Black Mesa KITSILLIE SOLID WASTE	3	262	\$ 201,880	\$ 245,387,351
NA	ARIZONA	AZ09153-0401	BLUE GAP SOLID WASTE	3	263	\$ 377,000	\$ 245,764,351
NA	ARIZONA	AZ03103-1101	Bodaway Chapter Dump Closures	3	264	\$ 474,000	\$ 246,238,351
NA	NEW MEXICO	NM17408-0302	BREAD SPRINGS SOLID WASTE	3	265	\$ 264,000	\$ 246,502,351
NA	NEW MEXICO	NM24413-1301	Burnham Chapter Dump Closures	3	266	\$ 111,000	\$ 246,613,351
NA	ARIZONA	AZ03104-1601	Cameron Chapter Dump Closures	3	267	\$ 326,000	\$ 246,939,351
NA	NEW MEXICO	NM17414-0301	CASAMERO LAKE DUMP CLOSURE	3	268	\$ 143,000	\$ 247,082,351
NA	ARIZONA	NM17002-1501	CHICHILTAH DUMP CLOSURE	3	269	\$ 467,000	\$ 247,549,351
NA	ARIZONA	AZ01011-0701	CHILCHINBETO SOLID WASTE	3	270	\$ 340,000	\$ 247,889,351
NA	ARIZONA	AZ01012-0601	CHINLE DUMP CLOSURE	3	271	\$ 1,815,000	\$ 249,704,351
NA	NEW MEXICO	NM17418-1001	CHURCHROCK SCATT. DUMP CLOSURES	3	272	\$ 764,000	\$ 250,468,351
NA	ARIZONA	AZ03107-0301	COALMINE MESA SOLID WASTE	3	273	\$ 190,000	\$ 250,658,351
NA	ARIZONA	AZ03109-0301	COPPERMINE SOLID WASTE	3	274	\$ 181,000	\$ 250,839,351
NA	ARIZONA	AZ01014-0601	Cornfields Chapter Dump Closures	3	275	\$ 286,000	\$ 251,125,351
NA	ARIZONA	AZ01015-0501	TSELANI/COTTONWOOD STATION DUMP	3	276	\$ 458,000	\$ 251,583,351
NA	NEW MEXICO	NM23571-0501	COUNSELOR SOLID WASTE	3	277	\$ 281,000	\$ 251,864,351
NA	ARIZONA	AZ01016-0801	Cove Chapter Dump Closures	3	278	\$ 138,000	\$ 252,002,351
NA	NEW MEXICO	NM17423-0901	Coyote Canyon Chapter Dump Closures	3	279	\$ 234,000	\$ 252,236,351
NA	NEW MEXICO	NM17424-0701	CROWNPOINT SOLID WASTE	3	280	\$ 321,000	\$ 252,557,351

**Indian Health Service
2015 Annual Report of Sanitation Deficiency Levels**

IHS Area: Navajo (NA)

Area	State	Project No.	Project Name	Project	Area	Project Cost	Cumulative
				DL	Priority		Project Cost
NA	NEW MEXICO	NM24608-0201	CRYSTAL SOLID WASTE	3	281	\$ 236,000	\$ 252,793,351
NA	ARIZONA	AZ01020-0401	DENNEHOTSO SOLID WASTE	3	282	\$ 411,000	\$ 253,204,351
NA	ARIZONA	AZ09158-2001	Dilkon Chapter Dump Closures	3	283	\$ 566,000	\$ 253,770,351
NA	ARIZONA	AZ09160-0301	FOREST LAKE SOLID WASTE	3	284	\$ 173,000	\$ 253,943,351
NA	NEW MEXICO	NM24612-0601	Fruitland Chapter Dump Closures	3	285	\$ 54,000	\$ 253,997,351
NA	ARIZONA	AZ01024-0401	FT. DEFIANCE SOLID WASTE	3	286	\$ 1,098,000	\$ 255,095,351
NA	NEW MEXICO	NM24609-0301	Gadiiahi Chapter Dump Closure	3	287	\$ 158,000	\$ 255,253,351
NA	ARIZONA	AZ01902-0701	Ganado Chapter Dump Closures	3	288	\$ 756,000	\$ 256,009,351
NA	ARIZONA	AZ09033-1901	Greasewood Springs Chapter Dump Closures	3	289	\$ 375,000	\$ 256,384,351
NA	ARIZONA	AZ09162-0501	HARDROCK SOLID WASTE	3	290	\$ 340,000	\$ 256,724,351
NA	ARIZONA	AZ01026-0601	HOUCK SOLID WASTE	3	291	\$ 493,000	\$ 257,217,351
NA	NEW MEXICO	NM24616-1101	Huerfano Chapter Dump Closures	3	292	\$ 748,000	\$ 257,965,351
NA	ARIZONA	AZ09164-1101	Indian Wells Dump Closures	3	293	\$ 270,000	\$ 258,235,351
NA	ARIZONA	AZ03120-0501	INSCRIPTION HSE SOLID WASTE	3	294	\$ 343,000	\$ 258,578,351
NA	NEW MEXICO	NM17444-0201	IYANBITO DUMP CLOSURE	3	295	\$ 265,000	\$ 258,843,351
NA	ARIZONA	AZ09923-0301	JEDDITO SOLID WASTE	3	296	\$ 358,000	\$ 259,201,351
NA	ARIZONA	AZ03121-1301	Kaibeto Chapter Dump Closures	3	297	\$ 465,000	\$ 259,666,351
NA	ARIZONA	AZ09166-2401	Kayenta Chapter Dump Closures	3	298	\$ 517,000	\$ 260,183,351
NA	ARIZONA	AZ01030-0401	Kinlichee Chapter Dump Closures	3	299	\$ 478,000	\$ 260,661,351
NA	ARIZONA	AZ01031-0201	KLGETOH SOLID WASTE	3	300	\$ 300,000	\$ 260,961,351
NA	NEW MEXICO	NM17446-0401	LAKE VALLEY SOLID WASTE	3	301	\$ 108,000	\$ 261,069,351
NA	ARIZONA	AZ03122-0401	LECHEE DUMP CLOSURE	3	302	\$ 405,000	\$ 261,474,351
NA	ARIZONA	AZ03108-2001	Leupp Chapter Dump Closures	3	303	\$ 450,000	\$ 261,924,351
NA	NEW MEXICO	NM17503-0601	LITTLEWATER DUMP CLOSURE	3	304	\$ 215,000	\$ 262,139,351
NA	ARIZONA	AZ09922-0101	LOW MOUNTAIN/SMOKE SIGNAL SOLID WASTE	3	305	\$ 226,000	\$ 262,365,351
NA	ARIZONA	AZ01034-0301	LUKACHUKAI SOLID WASTE	3	306	\$ 631,000	\$ 262,996,351
NA	ARIZONA	AZ01035-0401	LUPTON SOLID WASTE	3	307	\$ 380,000	\$ 263,376,351
NA	NEW MEXICO	NM17447-0501	MANUELITO DUMP CLOSURES	3	308	\$ 322,000	\$ 263,698,351
NA	ARIZONA	AZ01036-0501	MANY FARMS SOLID WASTE	3	309	\$ 800,000	\$ 264,498,351
NA	NEW MEXICO	NM17448-0301	MARIANO LAKE SOLID WASTE	3	310	\$ 244,000	\$ 264,742,351
NA	NEW MEXICO	NM17453-0201	MEXICAN SPGS SOLID WASTE	3	311	\$ 393,000	\$ 265,135,351
NA	UTAH	UT19812-0801	Mexican Water Chapter Dump Closures	3	312	\$ 265,000	\$ 265,400,351
NA	NEW MEXICO	NM24622-0701	Nageezi Chapter Dump Closures	3	313	\$ 303,000	\$ 265,703,351
NA	ARIZONA	AZ01039-0601	Nahata Dziil Chapter Dump Closures	3	314	\$ 464,000	\$ 266,167,351
NA	NEW MEXICO	NM17426-0301	NAHODISHGISH DUMP CLOSURE	3	315	\$ 171,000	\$ 266,338,351
NA	NEW MEXICO	NM24623-0301	NASCHITTI SOLID WASTE	3	316	\$ 441,000	\$ 266,779,351
NA	NEW MEXICO	NM17450-0201	RED LAKE NM SOLID WASTE	3	317	\$ 165,000	\$ 266,944,351
NA	UTAH	UT19813-0901	Navajo Mountain Chapter Dump Closures	3	318	\$ 192,000	\$ 267,136,351
NA	ARIZONA	AZ01040-0201	NAZLINI SOLID WASTE	3	319	\$ 382,000	\$ 267,518,351
NA	NEW MEXICO	NM24625-0401	Nenahnezad Chapter Dump Closures	3	320	\$ 200,000	\$ 267,718,351

**Indian Health Service
2015 Annual Report of Sanitation Deficiency Levels**

IHS Area: Navajo (NA)

Area	State	Project No.	Project Name	Project	Area	Project Cost	Cumulative
				DL	Priority		Project Cost
NA	NEW MEXICO	NM24624-0701	NEWCOMB DUMP CLOSURE	3	321	\$ 227,000	\$ 267,945,351
NA	ARIZONA	AZ01041-0701	Oak Springs Chapter Dump Closures	3	322	\$ 169,000	\$ 268,114,351
NA	NEW MEXICO	NM23572-0801	Ojo Encino Chapter Dump Closures	3	323	\$ 187,000	\$ 268,301,351
NA	UTAH	UT19808-0401	OLJATOH SOLID WASTE	3	324	\$ 621,000	\$ 268,922,351
NA	NEW MEXICO	NM17458-0501	PINEDALE DUMP CLOSURE	3	325	\$ 293,000	\$ 269,215,351
NA	ARIZONA	AZ09175-2201	Pinon Chapter Dump Closures	3	326	\$ 788,000	\$ 270,003,351
NA	NEW MEXICO	NM17465-0201	PUEBLO PINTADO SOLID WASTE	3	327	\$ 124,000	\$ 270,127,351
NA	NEW MEXICO	NM33140-0801	RAMAH DUMP CLOSURE	3	328	\$ 453,000	\$ 270,580,351
NA	UTAH	UT19815-0801	RED MESA SOLID WASTE	3	329	\$ 337,000	\$ 270,917,351
NA	ARIZONA	AZ01045-0101	RED VALLEY SOLID WASTE	3	330	\$ 351,000	\$ 271,268,351
NA	ARIZONA	AZ01046-0701	ROCK POINT SOLID WASTE	3	331	\$ 337,000	\$ 271,605,351
NA	NEW MEXICO	NM17470-0401	ROCK SPRINGS SOLID WASTE	3	332	\$ 288,000	\$ 271,893,351
NA	ARIZONA	AZ01047-0501	ROUGH ROCK SOLID WASTE	3	333	\$ 274,000	\$ 272,167,351
NA	ARIZONA	AZ01048-0401	ROUND ROCK SOLID WASTE	3	334	\$ 428,000	\$ 272,595,351
NA	NEW MEXICO	NM24999-0101	San Juan Chapter Dump Closures	3	335	\$ 200,000	\$ 272,795,351
NA	NEW MEXICO	NM24629-0601	SANOSTEE DUMP CLOSURE	3	336	\$ 580,000	\$ 273,375,351
NA	ARIZONA	AZ01053-0201	SAWMILL SOLID WASTE	3	337	\$ 305,000	\$ 273,680,351
NA	NEW MEXICO	NM24630-0901	Sheep Springs Chapter Dump Closures	3	338	\$ 243,000	\$ 273,923,351
NA	NEW MEXICO	NM24631-2601	Shiprock Chapter Dump Closures	3	339	\$ 135,000	\$ 274,058,351
NA	ARIZONA	AZ09180-0201	SHONTO SOLID WASTE	3	340	\$ 644,000	\$ 274,702,351
NA	NEW MEXICO	NM17475-0201	SMITH LAKE SOLID WASTE	3	341	\$ 295,000	\$ 274,997,351
NA	ARIZONA	AZ01050-0601	ST. MICHAELS DUMP CLOSURES	3	342	\$ 795,000	\$ 275,792,351
NA	NEW MEXICO	NM17477-0401	STANDING ROCK DUMP CLOSURES	3	343	\$ 205,000	\$ 275,997,351
NA	ARIZONA	AZ01056-0201	STEAMBOAT SOLID WASTE	3	344	\$ 381,000	\$ 276,378,351
NA	ARIZONA	AZ01058-0101	SWEETWATER SOLID WASTE	3	345	\$ 371,000	\$ 276,749,351
NA	ARIZONA	AZ01061-0801	TEECNOSPOS SOLID WASTE	3	346	\$ 399,000	\$ 277,148,351
NA	ARIZONA	AZ09184-1001	Teestoh Chapter Dump Closures	3	347	\$ 276,000	\$ 277,424,351
NA	NEW MEXICO	NM17480-0301	THOREAU SOLID WASTE	3	348	\$ 414,000	\$ 277,838,351
NA	NEW MEXICO	NM01084-1701	Tohajiilee Chapter Dump Closures	3	349	\$ 131,000	\$ 277,969,351
NA	NEW MEXICO	NM17483-0401	Tohatchi Solid Waste	3	350	\$ 473,000	\$ 278,442,351
NA	ARIZONA	AZ03131-1001	Tonalea Chapter Dump Closures	3	351	\$ 651,000	\$ 279,093,351
NA	NEW MEXICO	NM23573-0701	TORREON SOLID WASTE	3	352	\$ 433,000	\$ 279,526,351
NA	NEW MEXICO	NM17003-0101	TSAYATOH SCATT. DUMP CLOSURES	3	353	\$ 479,000	\$ 280,005,351
NA	ARIZONA	AZ03135-1201	TUBA CITY SCATTERED DUMP CLOSURES	3	354	\$ 460,000	\$ 280,465,351
NA	NEW MEXICO	NM17487-0501	TWIN LAKES DUMP CLOSURE	3	355	\$ 629,000	\$ 281,094,351
NA	NEW MEXICO	NM24641-0301	TWO GREY HILLS SOLID WASTE	3	356	\$ 367,000	\$ 281,461,351
NA	ARIZONA	AZ01066-0401	WHEATFIELDS-TSAILE SOLID WASTE	3	357	\$ 608,000	\$ 282,069,351
NA	ARIZONA	AZ09070-0401	WHIPPOORWILL DUMP CLOSURE	3	358	\$ 377,000	\$ 282,446,351
NA	NEW MEXICO	NM24645-0301	WHITEROCK DUMP CLOSURE	3	359	\$ 212,000	\$ 282,658,351
NA	NEW MEXICO	NM17491-0401	WHITEHORSE LK DUMP CLOSURE	3	360	\$ 306,000	\$ 282,964,351

**Indian Health Service
2015 Annual Report of Sanitation Deficiency Levels**

IHS Area: Navajo (NA)

Area	State	Project No.	Project Name	Project	Area	Project Cost	Cumulative
				DL	Priority		Project Cost
NA	ARIZONA	AZ01072-0901	Wide Ruins Chapter Dump Closures	3	361	\$ 342,000	\$ 283,306,351
NA	NEW MEXICO	NM24645-0402 *	WHITE ROCK SOUTH EXT. Waterline	2	362	\$ 496,000	\$ 283,802,351
NA	ARIZONA	AZ03104-1404	GRAY MOUNTAIN LAVA WASH CISTERNS	5	363	\$ 371,448	\$ 284,173,799
NA	ARIZONA	AZ03103-0101	Bodaway New Well	2	364	\$ 869,000	\$ 285,042,799
NA	ARIZONA	AZ01012-1001	Chinle Water Quality Improvements	2	365	\$ 2,062,000	\$ 287,104,799
NA	ARIZONA	AZ01020-0601	DENNEHOTSO SCADA	2	366	\$ 95,000	\$ 287,199,799
NA	UTAH	UT19808-0901	OLJATOH-MONUMENT VALLEY SCADA	2	367	\$ 398,201	\$ 287,598,000
NA	ARIZONA	AZ03135-2501 *	RARE METALS 3-WELLS FOR TUBA CITY	1	368	\$ 1,147,200	\$ 288,745,200
NA	ARIZONA	AZ03135-0901 *	TUBA CITY WELL SCADA CONTROLS	1	369	\$ 643,200	\$ 289,388,400
NA	ARIZONA	AZ03108-1801	LEUPP SOLAR PROJECT CISTERNS	5	370	\$ 1,163,997	\$ 290,552,397
NA	ARIZONA	AZ03108-1901	WEST LEUPP SCATTERED CISTERN	5	371	\$ 102,002	\$ 290,654,399
NA	NEW MEXICO	NM17503-0701	LITTLEWATER EAST EXT.II CISTERN	5	372	\$ 52,000	\$ 290,706,399
NA	NEW MEXICO	NM17418-0501 *	Church Rock Johnson Extension	5	373	\$ 94,000	\$ 290,800,399
NA	ARIZONA	AZ01034-0902 *	Lukachukai NW Waterline Ext. PH 2	4	374	\$ 1,478,004	\$ 292,278,403
NA	ARIZONA	AZ03108-1701 *	LEUPP SCATTERED CISTERNS	5	375	\$ 96,001	\$ 292,374,404
NA	ARIZONA	AZ03131-0902 *	Tonalea Middle Mesa WL Extension	4	376	\$ 343,000	\$ 292,717,404
NA	ARIZONA	AZ03104-1202	LITTLE COLORADO RIVER GORGE CISTERNS	5	377	\$ 679,200	\$ 293,396,604
NA	NEW MEXICO	NM24631-0802 *	Shiprock 491 North W/L Extension	2	378	\$ 1,807,000	\$ 295,203,604
NA	ARIZONA	AZ01040-0502 *	Nazlini-Flatrocks Ext. Ph 2 <3HPM	4	379	\$ 881,000	\$ 296,084,604
NA	NEW MEXICO	NM17444-0301	IYANBITO Reach 14.2 (HIGH IRON)	2	380	\$ 2,616,000	\$ 298,700,604
NA	ARIZONA	AZ01012-1301	Chinle-Many Farms W/L Upgrade 1	3	381	\$ 2,444,000	\$ 301,144,604
NA	ARIZONA	AZ01012-0602	CHINLE REGIONAL LANDFILL	2	382	\$ 9,500,000	\$ 310,644,604
NA	NEW MEXICO	NM17419-0401	NGWSP Reach 12.3	2	383	\$ 14,984,000	\$ 325,628,604
NA	ARIZONA	AZ09033-0501	Dist 7 EPA Fe/Mn SDWS	2	384	\$ 924,634	\$ 326,553,238
NA	ARIZONA	AZ01039-0401	New Lands Septage Lagoon	2	385	\$ 262,000	\$ 326,815,238
NA	ARIZONA	AZ01041-0601	Oaksprings Additional Water Source/ W. Point	2	386	\$ 641,000	\$ 327,456,238
NA	NEW MEXICO	NM17418-1601	Gallup Boardman Waterline Loop	2	387	\$ 141,000	\$ 327,597,238
NA	ARIZONA	AZ01042-0501	Pine Springs Additional Water Source	2	388	\$ 576,000	\$ 328,173,238
NA	ARIZONA	AZ09160-0602 *	FOREST LAKE EAST W/L EXT. PH-2	4	389	\$ 743,000	\$ 328,916,238
NA	ARIZONA	AZ01072-0801 *	Wide Ruins South PH II WL Ext.	5	390	\$ 4,886,000	\$ 333,802,238
NA	UTAH	UT19800-1102 *	ANETH MAIL TRAIL WATERLINE	2	391	\$ 513,000	\$ 334,315,238
NA	UTAH	UT19800-0302 *	MONTEZUMA CREEK EXTENSION	2	392	\$ 518,000	\$ 334,833,238
NA	NEW MEXICO	NM24413-0502 *	BURNHAM WEST W/L EXT II	2	393	\$ 240,000	\$ 335,073,238
NA	NEW MEXICO	NM24413-0302 *	BURNHAM S HUNTER WASH SYS II	2	394	\$ 766,000	\$ 335,839,238
NA	NEW MEXICO	NM24413-0202 *	BURNHAM S HUNTER WASH SYS I	2	395	\$ 663,000	\$ 336,502,238
NA	NEW MEXICO	NM24413-0802 *	BURNHAM EAST WL EXT I	2	396	\$ 1,247,000	\$ 337,749,238
NA	NEW MEXICO	NM24413-0702 *	BURNHAM NORTH W/L EXT I	2	397	\$ 568,000	\$ 338,317,238
NA	NEW MEXICO	NM24413-0402 *	BURNHAM SW WL EXT I	2	398	\$ 234,000	\$ 338,551,238
NA	NEW MEXICO	NM24413-1202 *	BURNHAM NW WL EXT I	2	399	\$ 458,000	\$ 339,009,238
NA	ARIZONA	AZ03104-1403 *	GRAY MOUNTAIN EXTENSION - PHASE III	2	400	\$ 3,021,603	\$ 342,030,841

**Indian Health Service
2015 Annual Report of Sanitation Deficiency Levels**

IHS Area: Navajo (NA)

Area	State	Project No.	Project Name	Project DL	Area Priority	Project Cost	Cumulative Project Cost
NA	NEW MEXICO	NM24612-0302 *	Fruitland Adobe West Waterline Extension	2	401	\$ 242,000	\$ 342,272,841
NA	NEW MEXICO	NM24614-0502 *	HOGBACK DEADMAN'S WASH-SOUTH WL	2	402	\$ 389,000	\$ 342,661,841
NA	NEW MEXICO	NM24616-0302 *	HUERFANO CARSON NORTH WL EXT PH II	2	403	\$ 677,000	\$ 343,338,841
NA	NEW MEXICO	NM24616-0702 *	Carson East Waterline	2	404	\$ 277,000	\$ 343,615,841
NA	NEW MEXICO	NM24616-0602 *	Otis South WL Ext II	2	405	\$ 319,000	\$ 343,934,841
NA	NEW MEXICO	NM17446-0702 *	Lake Valley NE Waterline	2	406	\$ 720,000	\$ 344,654,841
NA	NEW MEXICO	NM24622-0602 *	Pueblo Bonito-PH 2, Waterline	2	407	\$ 507,000	\$ 345,161,841
NA	NEW MEXICO	NM24625-0302 *	Morgan Lake - Ph II Waterline Extension	2	408	\$ 570,000	\$ 345,731,841
NA	NEW MEXICO	NM24624-0202 *	NEWCOMB EAST WL EXT I	2	409	\$ 747,000	\$ 346,478,841
NA	NEW MEXICO	NM24624-0302 *	NEWCOMB NORTH WL EXT I	2	410	\$ 348,000	\$ 346,826,841
NA	UTAH	UT19815-1202 *	RED MESA NORTH WATERLINE TSOSIE CAMP	2	411	\$ 337,000	\$ 347,163,841
NA	ARIZONA	AZ01045-1302 *	RED VALLEY SOUTH W/L EXTENSION	2	412	\$ 466,000	\$ 347,629,841
NA	ARIZONA	AZ01045-1102 *	Shiprock Wall	2	413	\$ 184,000	\$ 347,813,841
NA	NEW MEXICO	NM24629-0802 *	SANOSTEE CANYON WL EXT I	2	414	\$ 326,000	\$ 348,139,841
NA	NEW MEXICO	NM24630-0202 *	SHEEPSPRINGS EAST WL EXT I	2	415	\$ 179,000	\$ 348,318,841
NA	NEW MEXICO	NM24631-2004 *	Shiprock NE Waterline Extension Ph II	2	416	\$ 297,000	\$ 348,615,841
NA	NEW MEXICO	NM24631-0902 *	SHIPROCK FARM AREA A EXTENSION	2	417	\$ 677,000	\$ 349,292,841
NA	ARIZONA	AZ01061-0503 *	Teec Yellow Rock Point W/L Ext, Ph II	2	418	\$ 421,000	\$ 349,713,841
NA	ARIZONA	AZ01061-0502 *	Teec Yellow Rock Point W/L Ext, Ph I	2	419	\$ 506,001	\$ 350,219,842
NA	NEW MEXICO	NM17483-0301	TOHATCHI CISTERN WP	5	420	\$ 277,200	\$ 350,497,042
NA	ARIZONA	AZ09160-0702 *	FOREST LAKE NORTH WATER EXT PH 2	4	421	\$ 2,313,981	\$ 352,811,023
NA	ARIZONA	AZ01047-0904 *	Rough Rock South Waterline Ext. Ph 2	4	422	\$ 787,439	\$ 353,598,462
NA	ARIZONA	AZ03104-1302 *	CAMERON WEST EXTENSION	5	423	\$ 963,208	\$ 354,561,670
NA	ARIZONA	AZ09184-0302 *	TEESTO WATER BLOWING EXTENSION	2	424	\$ 1,034,563	\$ 355,596,233
NA	NEW MEXICO	NM24631-2202 *	Shiprock Farm Area Sewer Ph III	3	425	\$ 3,810,000	\$ 359,406,233
NA	NEW MEXICO	NM24631-2203 *	Shiprock Farm Area Sewer Ph IV	3	426	\$ 1,784,000	\$ 361,190,233
NA	NEW MEXICO	NM24631-2204 *	Shiprock Farm Area Sewer Ph V	3	427	\$ 1,528,000	\$ 362,718,233
NA	ARIZONA	AZ09158-2101 *	DILKON-STANDING HORSE EXT.	4	428	\$ 362,028	\$ 363,080,261
NA	ARIZONA	AZ09150-0701	BIRDSPRINGS SOUTH CISTERN DIST. 5	5	429	\$ 69,000	\$ 363,149,261
NA	ARIZONA	AZ03109-5002	COPPERMINE SCADA	2	430	\$ 214,400	\$ 363,363,661
NA	ARIZONA	AZ09158-0701	DILKON DIST- 7 TANK PAINTING	2	431	\$ 51,000	\$ 363,414,661
NA	ARIZONA	AZ09164-0701	INDIAN WELLS TANK PAINTING	2	432	\$ 130,000	\$ 363,544,661
NA	ARIZONA	AZ03122-0601	LECHEE - HTSO WELL	2	433	\$ 884,000	\$ 364,428,661
NA	ARIZONA	AZ03108-0901	LEUPP-DISTRICT 5 SCADA	2	434	\$ 789,412	\$ 365,218,073
NA	UTAH	UT19805-0201	MEXICAN HAT WATER TRMT POND NTUA	2	435	\$ 51,000	\$ 365,269,073
NA	ARIZONA	AZ01039-0201	NEW LAND-EAST MILL BOOSTER BYPASS	2	436	\$ 88,800	\$ 365,357,873
NA	ARIZONA	AZ09921-0901	WHITE CONE TANK PAINTING	2	437	\$ 134,152	\$ 365,492,025
NA	ARIZONA	AZ01902-0801	Ganado Well	2	438	\$ 679,000	\$ 366,171,025
NA	ARIZONA	AZ09164-1001 *	INDIAN WELLS AC W/L REPLACEMENT	1	439	\$ 273,000	\$ 366,444,025
NA	ARIZONA	AZ01012-0502 *	Chinle Waterline Extension	4	440	\$ 1,323,000	\$ 367,767,025

**Indian Health Service
2015 Annual Report of Sanitation Deficiency Levels**

IHS Area: Navajo (NA)

Area	State	Project No.	Project Name	Project	Area	Project Cost	Cumulative
				DL	Priority		Project Cost
NA	NEW MEXICO	NM17453-0702 *	Mexican Springs Todilto Park Extension	2	441	\$ 2,665,300	\$ 370,432,325
NA	NEW MEXICO	NM33140-0502 *	RAMAH WHITEROCK UNIT 1 EXTENSIONS	3	442	\$ 1,397,000	\$ 371,829,325
NA	NEW MEXICO	NM33140-0303 *	RAMAH SCATTERED PHASE III EXTENSIONS	3	443	\$ 746,900	\$ 372,576,225
NA	NEW MEXICO	NM33140-0404 *	Goat Hill Ph 4 Exts, Tank & Booster	3	444	\$ 954,800	\$ 373,531,025
NA	NEW MEXICO	NM17450-0501 *	NAVAJO-ASAAYI WATERLINE	2	445	\$ 330,000	\$ 373,861,025
NA	NEW MEXICO	NM17403-1201 *	Baca South Chavez Cisterns	5	446	\$ 1,491,000	\$ 375,352,025
NA	ARIZONA	AZ01011-1102 *	CHILCH-PH 2 WEST YOUNG CISTERNS AND WP	5	447	\$ 525,660	\$ 375,877,685
NA	NEW MEXICO	NM17477-0101 *	STANDING ROCK SOUTH-Cisterns	5	448	\$ 50,000	\$ 375,927,685
NA	NEW MEXICO	NM17403-0302 *	BACA SOUTH EXTENSIONS	2	449	\$ 2,629,000	\$ 378,556,685
NA	NEW MEXICO	NM17403-0503 *	BACA I-40 CROSSING EXTENSIONS	2	450	\$ 310,000	\$ 378,866,685
NA	NEW MEXICO	NM17403-1202 *	Baca South Chavez Ext	2	451	\$ 428,000	\$ 379,294,685
NA	NEW MEXICO	NM17403-0904 *	Baca Scattered Extensions	2	452	\$ 801,000	\$ 380,095,685
NA	NEW MEXICO	NM17500-0702 *	BECENTI-Flat Lake-Extensions	2	453	\$ 954,000	\$ 381,049,685
NA	NEW MEXICO	NM17500-0602 *	BECENTI-Milk Lake-Extensions	2	454	\$ 322,000	\$ 381,371,685
NA	NEW MEXICO	NM17408-0203 *	Bread Springs Elevated Tank	2	455	\$ 1,001,000	\$ 382,372,685
NA	ARIZONA	AZ03104-1203 *	LITTLE COLORADO RIVER GORGE EXTENSION - PHASE II	2	456	\$ 3,852,800	\$ 386,225,485
NA	ARIZONA	AZ01014-0302 *	CORNFIELDS - SUNRISE TRDNG PST EXT	2	457	\$ 1,082,500	\$ 387,307,985
NA	NEW MEXICO	NM17422-0109 *	COUSINS RADIOTOWER LOOP PH4 EXT.	2	458	\$ 553,300	\$ 387,861,285
NA	NEW MEXICO	NM17422-0111 *	COUSINS RADIOTOWER LOOP PH5 EXT.	2	459	\$ 229,900	\$ 388,091,185
NA	NEW MEXICO	NM17422-0107 *	COUSINS RADIOTOWER LOOP PH3 EXT.	2	460	\$ 1,659,900	\$ 389,751,085
NA	NEW MEXICO	NM17423-0602 *	COYOTE CANYON-North Ext	2	461	\$ 1,063,700	\$ 390,814,785
NA	NEW MEXICO	NM17423-0802 *	COYOTE CANYON-Red Water Pond Extension	2	462	\$ 1,305,700	\$ 392,120,485
NA	NEW MEXICO	NM17423-0504 *	COYOTE CANYON-South Extension	2	463	\$ 1,555,400	\$ 393,675,885
NA	ARIZONA	AZ01020-0102 *	Dennehotso - Laguna Flats WL Ext.	2	464	\$ 781,000	\$ 394,456,885
NA	NEW MEXICO	NM17502-0103 *	HAYSTACK EXTENSIONS	2	465	\$ 1,501,000	\$ 395,957,885
NA	ARIZONA	AZ01026-0902 *	HOUCK-Sanders Ph2 Extention	2	466	\$ 620,400	\$ 396,578,285
NA	ARIZONA	AZ01026-1402 *	Houck Burntwater Wash Q84 Ph2 Extensions	2	467	\$ 3,301,100	\$ 399,879,385
NA	ARIZONA	AZ01026-1404 *	Houck Burntwater Wash Q84 Ph4 Extensions	2	468	\$ 427,900	\$ 400,307,285
NA	ARIZONA	AZ01026-1102 *	HOUCK HIGHLANDS EXT	2	469	\$ 983,400	\$ 401,290,685
NA	ARIZONA	AZ03120-0401 *	INSCRIPTION HOUSE LAGOON	2	470	\$ 3,527,955	\$ 404,818,640
NA	ARIZONA	AZ09166-2002 *	KAYENTA-ARIZ - EL CAP. NORTH EXT.	2	471	\$ 1,726,000	\$ 406,544,640
NA	NEW MEXICO	NM17503-0302 *	LITTLEWATER NW EXTENSIONS	2	472	\$ 251,000	\$ 406,795,640
NA	NEW MEXICO	NM17503-0402 *	LITTLEWATER SW EXTENSION	2	473	\$ 632,000	\$ 407,427,640
NA	NEW MEXICO	NM17503-0702 *	LITTLEWATER EAST EXT. II	2	474	\$ 316,000	\$ 407,743,640
NA	NEW MEXICO	NM17503-0902 *	LITTLEWATER SOUTH EXT	2	475	\$ 298,002	\$ 408,041,642
NA	ARIZONA	AZ01035-0604 *	Lupton South Mesa_P51_Ph3_Exten	2	476	\$ 587,400	\$ 408,629,042
NA	NEW MEXICO	NM17448-0402 *	Mariano Lake Reach 14.4 Phase 2	2	477	\$ 5,150,057	\$ 413,779,099
NA	NEW MEXICO	NM17426-0202 *	NAHODISHGISH SW EXTENSION	2	478	\$ 356,000	\$ 414,135,099
NA	NEW MEXICO	NM24623-0103 *	Bluerock-Wilson Ph-2 - Extensions	2	479	\$ 4,360,000	\$ 418,495,099
NA	NEW MEXICO	NM24623-0402 *	Wildcat Springs Ph-2 - Extensions	2	480	\$ 2,124,000	\$ 420,619,099

**Indian Health Service
2015 Annual Report of Sanitation Deficiency Levels**

IHS Area: Navajo (NA)

Area	State	Project No.	Project Name	Project	Area	Project Cost	Cumulative
				DL	Priority		Project Cost
NA	UTAH	UT19808-1502 *	OLJATOH-Narrow Canyon Waterline extension	2	481	\$ 3,108,000	\$ 423,727,099
NA	NEW MEXICO	NM17458-1301 *	Pinedale JBcenti Extension	2	482	\$ 105,000	\$ 423,832,099
NA	NEW MEXICO	NM17477-0702 *	STANDING ROCK SE - Extension	2	483	\$ 756,719	\$ 424,588,818
NA	NEW MEXICO	NM17477-0302 *	STANDING ROCK NE-Extension	2	484	\$ 2,665,000	\$ 427,253,818
NA	NEW MEXICO	NM17477-0102 *	STANDING ROCK SOUTH-Extension	2	485	\$ 1,104,000	\$ 428,357,818
NA	NEW MEXICO	NM17483-0302 *	TOHATCHI EXTENSIONS	2	486	\$ 2,105,000	\$ 430,462,818
NA	ARIZONA	AZ03131-0102 *	TONALEA ISOLATED EXT P2	2	487	\$ 1,490,000	\$ 431,952,818
NA	NEW MEXICO	NM17003-0402 *	TSAYATOH-STATE LINE EXT.	2	488	\$ 222,000	\$ 432,174,818
NA	NEW MEXICO	NM17003-0601 *	TSAYATOH-W. P&M HOUSING EXT.	2	489	\$ 351,000	\$ 432,525,818
NA	ARIZONA	AZ03135-0704 *	Old Airport Sewer Extension	2	490	\$ 1,433,000	\$ 433,958,818
NA	NEW MEXICO	NM17487-0520 *	Twin Lakes Banana Ridge Ext	2	491	\$ 132,000	\$ 434,090,818
NA	NEW MEXICO	NM17487-1402 *	TWIN LAKES-DEER SPRINGS EXT	2	492	\$ 986,700	\$ 435,077,518
NA	NEW MEXICO	NM17491-0202 *	Whitehorse Lake-SandSpringExtension	2	493	\$ 2,526,012	\$ 437,603,530
NA	NEW MEXICO	NM17491-0703 *	RINCON MARQUEZ-Extensions	2	494	\$ 1,343,992	\$ 438,947,522
NA	ARIZONA	AZ01066-0801	Wheatfields Black Rock Cistern	5	495	\$ 1,300,000	\$ 440,247,522
NA	ARIZONA	AZ09184-0202 *	TEESTO SCATTERED EXTENSIONS	2	496	\$ 444,010	\$ 440,691,532
NA	NEW MEXICO	NM01084-0901 *	TOHAJILLEE SUBDIVISION LAGOON	2	497	\$ 2,955,000	\$ 443,646,532
NA	NEW MEXICO	NM28341-0702 *	ALAMO-PH2 PINO/JALAROSA CRK EXT	2	498	\$ 735,000	\$ 444,381,532
NA	NEW MEXICO	NM01084-0702 *	Canoncito Scattered - Extension	2	499	\$ 1,540,000	\$ 445,921,532
NA	ARIZONA	AZ01011-1401 *	CHILCH-Community Sewer for Failed DFs T68	4	500	\$ 1,973,567	\$ 447,895,099
NA	ARIZONA	AZ03120-0702 *	INSCRIPTION HSE ISOLATED EXTENSION	4	501	\$ 424,000	\$ 448,319,099
NA	ARIZONA	AZ03121-0702 *	KAIBETO SCATTERED EXTENSION	4	502	\$ 610,000	\$ 448,929,099
NA	ARIZONA	AZ03121-0902 *	KAIBETO GRAY MESA EXTENSION	4	503	\$ 1,486,548	\$ 450,415,647
NA	UTAH	UT19813-0502 *	NAV MT PIUTE MESA WATER EXT	4	504	\$ 2,565,000	\$ 452,980,647
NA	ARIZONA	AZ03132-0701 *	TOLANI LAKE YAADEESKIDI MESA EXT	5	505	\$ 525,006	\$ 453,505,653
NA	ARIZONA	AZ01053-0501 *	Sawmill Sanitary Sewer Extension	3	506	\$ 1,500,000	\$ 455,005,653
NA	UTAH	UT19808-0801 *	Piute West Scattered Cisterns & WP	5	507	\$ 398,000	\$ 455,403,653
NA	ARIZONA	NM17002-1601 *	CHICHILTAH REACH 14.8 PHASE 1	2	508	\$ 7,648,000	\$ 463,051,653
NA	NEW MEXICO	NM17448-0106 *	MARIANO LAKE-PHASE 6-replace cister	2	509	\$ 2,259,000	\$ 465,310,653
NA	ARIZONA	AZ01041-0402 *	OAK SPRINGS SOUTH EXT	2	510	\$ 547,617	\$ 465,858,270
NA	ARIZONA	AZ01041-0801 *	Oak Springs-Verlena Hale Ext.	2	511	\$ 192,000	\$ 466,050,270
NA	ARIZONA	AZ03135-0701 *	TUBA CITY NW SEWERLINE - PHASE I	2	512	\$ 1,173,600	\$ 467,223,870
NA	ARIZONA	AZ03135-0702 *	TUBA CITY NW SEWERLINE - PHASE II	2	513	\$ 1,772,400	\$ 468,996,270
NA	ARIZONA	AZ09160-1005 *	Many Mules Waterline Phase 3	2	514	\$ 7,259,952	\$ 476,256,222
NA	ARIZONA	AZ09921-0102 *	WHITE CONE- FLAT MESA SCATT EXT.	2	515	\$ 337,500	\$ 476,593,722
NA	ARIZONA	AZ09160-1006 *	Many Mules Waterline Phase 4	2	516	\$ 5,336,192	\$ 481,929,914
NA	ARIZONA	AZ09160-1007 *	Many Mules Phase 5	2	517	\$ 4,447,016	\$ 486,376,930
NA	NEW MEXICO	NM17447-0902 *	Manuelito Big Rock Canyon Exts	2	518	\$ 308,573	\$ 486,685,503
NA	ARIZONA	AZ09164-0002 *	INDIAN WELLS SCATTERED EXTENSIONS	2	519	\$ 677,010	\$ 487,362,513
NA	ARIZONA	AZ01031-0103 *	KLGETOH -NAVAJO STATION EXTENSIONS	2	520	\$ 1,469,326	\$ 488,831,839

**Indian Health Service
2015 Annual Report of Sanitation Deficiency Levels**

IHS Area: Navajo (NA)

Area	State	Project No.	Project Name	Project	Area	Project Cost	Cumulative
				DL	Priority		Project Cost
NA	ARIZONA	AZ03108-1902 *	WEST LEUPP SCATTERED EXT	2	521	\$ 629,000	\$ 489,460,839
NA	ARIZONA	AZ01061-1002 *	Teec Nos Pos North II W/L Ext	2	522	\$ 383,000	\$ 489,843,839
NA	ARIZONA	AZ01072-0402 *	WIDE RUINS GREY CACTUS RD W/L EXT.	2	523	\$ 1,785,000	\$ 491,628,839
NA	NEW MEXICO	NM28341-0301 *	ALAMO O&M	1	524	\$ 2,763,000	\$ 494,391,839
NA	NEW MEXICO	NM17003-1001 *	TSAYATOH-OLD DEFIANCE RD LAGOON	3	525	\$ 175,000	\$ 494,566,839
NA	ARIZONA	AZ03121-0A01 *	KAIBETO - NEW COMMUNITY WELL	1	526	\$ 613,172	\$ 495,180,011
NA	ARIZONA	AZ09158-0501 *	Dilkon Clinic and Comm Water Plan I	2	527	\$ 20,506,000	\$ 515,686,011
NA	ARIZONA	AZ01039-0501 *	ONHIR Navajo Community Waterline	2	528	\$ 324,000	\$ 516,010,011
NA	ARIZONA	AZ03131-0701 *	Tonalea Sewer and Lagoon P1	2	529	\$ 4,231,000	\$ 520,241,011
NA	ARIZONA	AZ03135-0703 *	TUBA CITY SOUTH SEWER EXTENSIONS	2	530	\$ 411,700	\$ 520,652,711
NA	ARIZONA	AZ01034-0601 *	LUKACHUKAI SEWER & LAGOON PH 1	1	531	\$ 5,503,000	\$ 526,155,711
NA	NEW MEXICO	NM17483-0901 *	Buffalo Springs Pumphouse Replacement	1	532	\$ 442,000	\$ 526,597,711
NA	NEW MEXICO	NM17487-2201 *	Twin Lakes System Upgrades (BIA?)	1	533	\$ 731,500	\$ 527,329,211
NA	ARIZONA	AZ09997-0803 *	Black Mesa East	2	534	\$ 1,472,980	\$ 528,802,191
NA	ARIZONA	AZ09997-0801 *	BLACK MESA - East & NW Cisterns.	2	535	\$ 263,000	\$ 529,065,191
NA	UTAH	UT19808-1302 *	OLJATOH-TRAIN ROCK W/L EXTENSION	2	536	\$ 2,087,000	\$ 531,152,191
NA	NEW MEXICO	NM01084-1001 *	ABQ-Tohajilee Intertie	2	537	\$ 2,472,624	\$ 533,624,815
NA	NEW MEXICO	NM01084-0801 *	Tohajilee Lagoon Blow Sand Removal	1	538	\$ 513,000	\$ 534,137,815
NA	NEW MEXICO	NM17448-0401 *	Mariano Lake Reach 14.4 Phase 1	2	539	\$ 6,346,600	\$ 540,484,415
NA	ARIZONA	AZ09150-0702 *	BIRDSPRINGS SOUTH EXT. DIST. 5	2	540	\$ 211,278	\$ 540,695,693
NA	ARIZONA	AZ09150-0802 *	BIRDSPRINGS TOJI ANIZAAD EXT.DIST5	2	541	\$ 242,458	\$ 540,938,151
NA	ARIZONA	AZ09150-1002 *	BIRDSPRINGS REMOTE EXTENSIONS DIST5	2	542	\$ 1,466,002	\$ 542,404,153
NA	ARIZONA	AZ09150-0602 *	BIRDSPRINGS HWY 99 EXTENSION PHASE I	2	543	\$ 2,404,995	\$ 544,809,148
NA	ARIZONA	AZ09150-0302 *	HWY 99 EXTENSIONS PHASE 2	2	544	\$ 2,088,002	\$ 546,897,150
NA	ARIZONA	AZ09150-0402 *	BIRDSPRINGS RINCON BASIN EXT. DIST5	2	545	\$ 823,000	\$ 547,720,150
NA	ARIZONA	AZ09997-0802 *	Black Mesa North	2	546	\$ 1,260,006	\$ 548,980,156
NA	ARIZONA	AZ03103-1002 *	Bodaway Hardy Ext Phase II	2	547	\$ 417,000	\$ 549,397,156
NA	ARIZONA	AZ03103-0902 *	BODAWAY CROOKED RIDGE WATERLINE EXT PHASE 2	2	548	\$ 753,000	\$ 550,150,156
NA	ARIZONA	AZ03103-0202 *	BODAWAY ISOLATED EXTS PH II	2	549	\$ 5,500,000	\$ 555,650,156
NA	NEW MEXICO	NM17414-0502 *	Casamero Lake West Ext	2	550	\$ 156,000	\$ 555,806,156
NA	ARIZONA	AZ01011-1103 *	CHILCHINBETO - PHASE II YOUNG EXT.	2	551	\$ 1,060,335	\$ 556,866,491
NA	ARIZONA	AZ03107-0102 *	Coalmine Canyon Isolated Waterlines Phase 2	2	552	\$ 338,000	\$ 557,204,491
NA	ARIZONA	AZ03107-0902 *	COALMINE CANYON BOOSTER P2	2	553	\$ 466,000	\$ 557,670,491
NA	ARIZONA	AZ03107-0602 *	COALMINE CANYON - LITTLE COLORADO EXT. P2	2	554	\$ 2,364,000	\$ 560,034,491
NA	ARIZONA	AZ09158-0302 *	DILKON JOHN'S DRAW 2 EXT.	2	555	\$ 663,996	\$ 560,698,487
NA	ARIZONA	AZ09158-1102 *	DILKON - ROTTEN BANANAS BUTTE EXT.	2	556	\$ 1,302,000	\$ 562,000,487
NA	ARIZONA	AZ09158-1104 *	DILKON - JOHN'S DRAW 1 EXT.	2	557	\$ 796,005	\$ 562,796,492
NA	ARIZONA	AZ09158-0202 *	DILKON - TAYLOR EXT	2	558	\$ 339,000	\$ 563,135,492
NA	ARIZONA	AZ09158-1702 *	DILKON - TAHA EXT.	2	559	\$ 339,000	\$ 563,474,492
NA	ARIZONA	AZ09158-1204 *	DILKON - RABBIT EXT.	2	560	\$ 565,999	\$ 564,040,491

**Indian Health Service
2015 Annual Report of Sanitation Deficiency Levels**

IHS Area: Navajo (NA)

Area	State	Project No.	Project Name	Project	Area	Project Cost	Cumulative
				DL	Priority		Project Cost
NA	ARIZONA	AZ09033-0402 *	LGW SCATTERED EXTENSIONS DIST. 7	2	561	\$ 464,838	\$ 564,505,329
NA	ARIZONA	AZ09033-1202 *	LGW TWIN BUTTE DIST. 7 EXT.	2	562	\$ 414,000	\$ 564,919,329
NA	ARIZONA	AZ09162-1302 *	Hardrock Sleepy Mountain WL Ext Phase II	2	563	\$ 981,000	\$ 565,900,329
NA	ARIZONA	AZ09162-1303 *	Hardrock Sleepy WL Ext P3	2	564	\$ 544,000	\$ 566,444,329
NA	ARIZONA	AZ09164-0302 *	INDIAN WELLS - PEANUT EXT.	2	565	\$ 230,000	\$ 566,674,329
NA	ARIZONA	AZ09164-0102 *	INDIAN WELLS - ROUND BUTTE EXT.	2	566	\$ 727,006	\$ 567,401,335
NA	ARIZONA	AZ09164-0203 *	INDIAN WELLS-PUEBLO COLORADO II EXT	2	567	\$ 1,045,600	\$ 568,446,935
NA	ARIZONA	AZ09164-0802 *	INDIAN WELLS - TWIN PEAKS EXTENSION	2	568	\$ 1,484,002	\$ 569,930,937
NA	ARIZONA	AZ09164-0904 *	INDIAN WELLS - GORILLA HEAD PH2 EXT	2	569	\$ 827,013	\$ 570,757,950
NA	ARIZONA	AZ03122-0702 *	LECHEE - WHITE DOME WATERLINE EXT.	2	570	\$ 852,003	\$ 571,609,953
NA	ARIZONA	AZ03108-1702 *	LEUPP SCATTERED EXT	2	571	\$ 318,000	\$ 571,927,953
NA	ARIZONA	AZ03108-1202 *	LEUPP PADRE CANYON EXT DIST. 5	2	572	\$ 4,091,010	\$ 576,018,963
NA	ARIZONA	AZ03108-1102 *	LEUPP SAN FRANCISCO WASH EXT.D5	2	573	\$ 2,202,002	\$ 578,220,965
NA	ARIZONA	AZ03108-1303 *	LEUPP CANYON DIABLO EXT DIST. 5	2	574	\$ 3,598,999	\$ 581,819,964
NA	NEW MEXICO	NM17447-0702 *	MANUELITO CHAP EXTENSION	2	575	\$ 331,100	\$ 582,151,064
NA	UTAH	UT19808-0202 *	OLJATOH-HALCHITA WATERLINE EXTENSION	2	576	\$ 2,490,000	\$ 584,641,064
NA	UTAH	UT19808-0102 *	OLJATO-PIUTE FARMS WATERLINE EXTENSION	2	577	\$ 1,963,241	\$ 586,604,305
NA	UTAH	UT19808-0802 *	Piute Farms West W/L Ext.	2	578	\$ 473,000	\$ 587,077,305
NA	NEW MEXICO	NM17467-1502 *	Crestview Subdivision Ext	2	579	\$ 157,000	\$ 587,234,305
NA	ARIZONA	AZ09184-0704 *	NAHATEE CANYON SPRINGS PH2 EXT.	2	580	\$ 552,993	\$ 587,787,298
NA	ARIZONA	AZ03132-0105 *	TOLANI LAKE PRICE II EXT. DIST. 5	2	581	\$ 420,000	\$ 588,207,298
NA	ARIZONA	AZ03132-0902 *	TOLANI LAKE SCATTERED EXTENSIONS	2	582	\$ 526,900	\$ 588,734,198
NA	ARIZONA	AZ03132-1102 *	TOLANI LK NPL SCATT. EXT. DIST. 5	2	583	\$ 154,400	\$ 588,888,598
NA	ARIZONA	AZ09921-1002 *	WHITE CONE - SCATTERED EXTENSION	2	584	\$ 703,240	\$ 589,591,838
NA	NEW MEXICO	NM17408-1001 *	Bread Springs Reach 14.7	1	585	\$ 17,187,000	\$ 606,778,838
NA	NEW MEXICO	NM17418-2101 *	Church Rock Reach 14.3	1	586	\$ 17,223,700	\$ 624,002,538
NA	NEW MEXICO	NM17424-1601 *	Crownpoint Sewer System Renovation Ph 3	1	587	\$ 226,144	\$ 624,228,682
NA	NEW MEXICO	NM17483-0101 *	TOHATCHI TANK REPAIR	1	588	\$ 95,000	\$ 624,323,682
NA	NEW MEXICO	NM24601-0701 *	Beclabito Sewer Extension	2	589	\$ 424,000	\$ 624,747,682
NA	ARIZONA	AZ09175-1502 *	PINON-WEPO WASH EXT. PH 2	2	590	\$ 1,784,000	\$ 626,531,682
NA	ARIZONA	AZ09175-1503 *	PINON-WEPO WASH EXT. PH 3	2	591	\$ 1,375,875	\$ 627,907,557
NA	ARIZONA	AZ09175-1302 *	PINON-WHITE VALLEY EXT. PH 2	2	592	\$ 487,000	\$ 628,394,557
NA	ARIZONA	AZ09175-1303 *	PINON-WHITE VALLEY EXT. PH 3	2	593	\$ 230,000	\$ 628,624,557
NA	ARIZONA	AZ01053-0403 *	SAWMILL WHITE CLAY WATER EXT.	2	594	\$ 2,058,000	\$ 630,682,557
NA	NEW MEXICO	NM17475-0702 *	Smith Lake Extension	2	595	\$ 165,000	\$ 630,847,557
NA	UTAH	UT19813-0602 *	Navajo Mountain Rainb. City E. Ext.	1	596	\$ 377,000	\$ 631,224,557
NA	NEW MEXICO	NM17458-1101 *	Pinedale Mariano Pipe Upgrade (T03 cancel)	1	597	\$ 343,000	\$ 631,567,557
NA	ARIZONA	AZ09158-0602 *	Dilkon Clinic Lagoon Plan PH II	1	598	\$ 1,229,594	\$ 632,797,151

**Indian Health Service
2015 Annual Report of Sanitation Deficiency Levels**

IHS Area: Oklahoma (OK)

Area	State	Project No.	Project Name	Project	Area	Project Cost	Cumulative
				DL	Priority		Project Cost
OK	OKLAHOMA	OK64999-0H01	Choctaw/Pushmataha Co RWD # 1 Extensions/Rehab	4	1	\$ 1,200,000	\$ 1,200,000
OK	OKLAHOMA	OK16247-0S02	Apache/Elgin Interceptor Ren. Ph.3	4	2	\$ 86,500	\$ 1,286,500
OK	OKLAHOMA	OK61999-0G01	Choctaw/Pittsburg #14 Water Treatment Plant	4	3	\$ 316,000	\$ 1,602,500
OK	OKLAHOMA	OK51676-0B01	Cherokee/Ft. Gibson/WTP Rehab	4	4	\$ 2,799,700	\$ 4,402,200
OK	OKLAHOMA	OK62999-0701	Chickasaw Scattered Project 2016	4	5	\$ 804,100	\$ 5,206,300
OK	OKLAHOMA	OK52999-0008	OTOE-MISSOURIA/Scattered Home Individual W&S	4	6	\$ 33,100	\$ 5,239,400
OK	OKLAHOMA	OK11999-3A01	CHEROKEE/Multi-County/Scattered Housing	4	7	\$ 986,600	\$ 6,226,000
OK	OKLAHOMA	OK57744-0A01	OSAGE/Barnsdall Comm Water Upgrades - Phase 1	4	8	\$ 39,800	\$ 6,265,800
OK	OKLAHOMA	OK65866-0A01	C&A/Cheyenne WTP Improvements	4	9	\$ 35,700	\$ 6,301,500
OK	OKLAHOMA	OK41999-0027	Kickapoo/ Individual Water & Sewer	4	10	\$ 173,300	\$ 6,474,800
OK	OKLAHOMA	OK67999-0024	SEMINOLE/ Individual Water & Sewer	4	11	\$ 229,500	\$ 6,704,300
OK	OKLAHOMA	OK45999-0001	Choctaw/McCurtain Co. Ind. W&S	4	12	\$ 1,054,100	\$ 7,758,400
OK	OKLAHOMA	OK36999-0015	PONCA/Individual W&S Scattered Homes	4	13	\$ 42,100	\$ 7,800,500
OK	OKLAHOMA	OK41999-0028	Sac And Fox/ Individual Water & Sewer	4	14	\$ 194,600	\$ 7,995,100
OK	OKLAHOMA	OK56999-0019	Creek/Regular Individual Scattered Project	4	15	\$ 843,370	\$ 8,838,470
OK	OKLAHOMA	OK59999-0012	PAWNEE/Pawnee and Payne County Individual W&S	4	16	\$ 23,600	\$ 8,862,070
OK	OKLAHOMA	OK16999-0016	Comanche/Individual Water & Sewer	4	17	\$ 401,700	\$ 9,263,770
OK	OKLAHOMA	OK21306-0D01	Cherokee/Kenwood/North WL Extension Eucha Tagg Flatts	4	18	\$ 438,000	\$ 9,701,770
OK	OKLAHOMA	OK75967-0A01	C&A/Canute WTP Improvements	4	19	\$ 68,700	\$ 9,770,470
OK	KANSAS	KS43999-0A01	KS/PBPN SCATTERED SITES	4	20	\$ 85,900	\$ 9,856,370
OK	KANSAS	KS07999-0008	KS/IOWA SCATTERED SITES	4	21	\$ 29,000	\$ 9,885,370
OK	OKLAHOMA	OK11193-0H01	CHEROKEE/Cher RWD#3/Lowrey Phase II	4	22	\$ 336,000	\$ 10,221,370
OK	OKLAHOMA	OK63999-0034	CPN/Scattered Existing W&S	4	23	\$ 157,840	\$ 10,379,210
OK	OKLAHOMA	OK32424-0T01	Creek/Dustin Sewer Lagoon Expansion	4	24	\$ 644,581	\$ 11,023,791
OK	OKLAHOMA	OK08999-0013	Wichita/Individual Water and Sewer	4	25	\$ 164,900	\$ 11,188,691
OK	OKLAHOMA	OK57748-0S01	OSAGE/Fairfax WWTP Improvements Disinfection	3	26	\$ 104,195	\$ 11,292,886
OK	OKLAHOMA	OK58999-0021	Shawnee/Miami Individual Water & Sewer	4	27	\$ 36,400	\$ 11,329,286
OK	OKLAHOMA	OK36482-0T01	TONKAWA/Fort Oakland Lagoon and Land Application - phase 1	4	28	\$ 286,582	\$ 11,615,868
OK	OKLAHOMA	OK49657-0A01	CHEROKEE/Mayes Co RWD # 9/Osage WL Extension	4	29	\$ 193,000	\$ 11,808,868
OK	OKLAHOMA	OK68999-0A01	CHEROKEE/Seq Co RWD #5/Gore Connection	4	30	\$ 251,000	\$ 12,059,868
OK	OKLAHOMA	OK36476-0B01	KAW/ Kaw City Water System Improvements	4	31	\$ 16,403	\$ 12,076,271
OK	OKLAHOMA	OK21999-1A01	Cherokee/SDCRWA/Regional WTP	3	32	\$ 3,438,600	\$ 15,514,871
OK	OKLAHOMA	OK09999-0B01	C&A/Canadian Co. RWD #1 WTP Improvements	4	33	\$ 30,230	\$ 15,545,101
OK	OKLAHOMA	OK63999-0031	CPN/RWD#3-Brooksville connection	4	34	\$ 4,680	\$ 15,549,781
OK	OKLAHOMA	OK33999-0A01	Kiowa/Jackson Co. Water Company WS Improvements	4	35	\$ 17,200	\$ 15,566,981
OK	OKLAHOMA	OK67887-0B01	CPN/Pott.Dist.#3 EXT.-Konawa	4	36	\$ 940,910	\$ 16,507,891
OK	OKLAHOMA	OK35467-0A01	Chickasaw/Tishomingo Water Treatment Plant Ph 1	4	37	\$ 1,903,135	\$ 18,411,026
OK	KANSAS	KS43999-0B01	KS/PBPN WATER WELL CLOSURE PROJECT	2	38	\$ 76,000	\$ 18,487,026
OK	OKLAHOMA	OK51999-0A01	CHEROKEE/Muskogee RWD #7/Trans Line and Pump Station	4	39	\$ 178,500	\$ 18,665,526
OK	OKLAHOMA	OK46999-0J01	CHEROKEE/McIntosh RWD # 5 1110 Rd. Extension-Martin	4	40	\$ 160,000	\$ 18,825,526

**Indian Health Service
2015 Annual Report of Sanitation Deficiency Levels**

IHS Area: Oklahoma (OK)

Area	State	Project No.	Project Name	Project	Area	Project Cost	Cumulative
				DL	Priority		Project Cost
OK	OKLAHOMA	OK01053-0S01	Cherokee/Stilwell Southside Sewer	4	41	\$ 514,000	\$ 19,339,526
OK	OKLAHOMA	OK18270-0A01	Cherokee/Vinita WTP Clearwell Replacement	2	42	\$ 304,000	\$ 19,643,526
OK	OKLAHOMA	OK42553-0A01	Iowa/Coyle WLX	4	43	\$ 9,172	\$ 19,652,698
OK	OKLAHOMA	OK53699-0S01	CHEROKEE / Lenapah / WWTP Improvements	4	44	\$ 316,000	\$ 19,968,698
OK	OKLAHOMA	OK52999-0C01	OTOE/OTOE WATER SYSTEM-SOUTH EXT.	4	45	\$ 200,000	\$ 20,168,698
OK	OKLAHOMA	OK25999-0101	Chickasaw/Garvin Co RWD 6 Improv	3	46	\$ 205,800	\$ 20,374,498
OK	OKLAHOMA	OK58771-0C01	Quapaw/Quapaw Town 350K Gal Water Tower Rehab & Paint	3	47	\$ 39,000	\$ 20,413,498
OK	OKLAHOMA	OK51673-0S01	CHEROKEE/Braggs PWA/Sewer Sys Upg	4	48	\$ 985,700	\$ 21,399,198
OK	OKLAHOMA	OK11193-0D01	CHEROKEE/RWD # 3 Moody's Storage	3	49	\$ 426,000	\$ 21,825,198
OK	OKLAHOMA	OK09160-0B01	C&A/Calumet Water Tank	3	50	\$ 5,500	\$ 21,830,698
OK	KANSAS	KS07999-0C02	KS/IOWA TRIBAL STANDPIPE PAINTING	2	51	\$ 30,000	\$ 21,860,698
OK	KANSAS	KS07010-0A01	KS/KTIK BACKWASH FILTER UPGRADES	2	52	\$ 60,000	\$ 21,920,698
OK	OKLAHOMA	OK58999-0Q01	E Shawnee/RWD#5 100,000 Gal Water Storage Tank	2	53	\$ 247,000	\$ 22,167,698
OK	OKLAHOMA	OK35458-0A01	Chickasaw/Bromide Well #2	3	54	\$ 98,494	\$ 22,266,192
OK	OKLAHOMA	OK06106-0A01	C&A/Geary Water System Improvements	4	55	\$ 132,600	\$ 22,398,792
OK	OKLAHOMA	OK21304-0S01	CHEROKEE/Jay WWTP Improvements	3	56	\$ 131,000	\$ 22,529,792
OK	OKLAHOMA	OK41542-0C01	Sac & Fox/Kendrick Municipal Authority WSI - Loop	4	57	\$ 23,100	\$ 22,552,892
OK	OKLAHOMA	OK61811-0S01	Choctaw/Krebs Sewer Collection Rehab	4	58	\$ 4,510	\$ 22,557,402
OK	OKLAHOMA	OK53699-0B01	CHEROKEE/Lenapah/New Water Source	4	59	\$ 255,000	\$ 22,812,402
OK	OKLAHOMA	OK11999-2E01	CHEROKEE/Cherokee Mission WL Ext	4	60	\$ 165,000	\$ 22,977,402
OK	OKLAHOMA	OK21301-0D01	CHEROKEE/Colcord/Water Distribution System Improvements	3	61	\$ 125,000	\$ 23,102,402
OK	OKLAHOMA	OK21308-0B03	CHEROKEE/Oaks Connection Phase II	2	62	\$ 366,000	\$ 23,468,402
OK	KANSAS	KS22038-0S01	KS/IOWA HOUSING SITE LAGOON REHAB	3	63	\$ 29,000	\$ 23,497,402
OK	OKLAHOMA	OK11197-0B01	Cherokee/Cherokee RWD # 3 Pine Ridge WL Ext	4	64	\$ 98,000	\$ 23,595,402
OK	OKLAHOMA	OK51999-1A01	Cherokee/Musk. RWD#7/5-mile Rd WLX	4	65	\$ 90,000	\$ 23,685,402
OK	OKLAHOMA	OK72938-0A01	Cherokee/Collinsville WTP Improvements	3	66	\$ 83,000	\$ 23,768,402
OK	OKLAHOMA	OK36479-0S01	KAW/Newkirk Sewer Collection Renov	3	67	\$ 140,000	\$ 23,908,402
OK	OKLAHOMA	OK63834-0S01	CPN/Earlsboro Com Sewer Upgrade	3	68	\$ 27,042	\$ 23,935,444
OK	OKLAHOMA	OK09160-0S02	C&A/Calumet Lift Stations Rehabilitation	3	69	\$ 30,056	\$ 23,965,500
OK	OKLAHOMA	OK58999-0R01	E Shawnee/RWD#5 Hwy 10 Water Well	2	70	\$ 312,000	\$ 24,277,500
OK	OKLAHOMA	OK21999-0K01	CHEROKEE/Delaware RWD 10 System Imp	4	71	\$ 251,000	\$ 24,528,500
OK	OKLAHOMA	OK49652-0S01	Cherokee/Disney WWTP	4	72	\$ 286,000	\$ 24,814,500
OK	KANSAS	KS22038-0O01	KS/IOWA TRIBAL SEPTIC TRUCK	2	73	\$ 40,000	\$ 24,854,500
OK	OKLAHOMA	OK58999-0M01	Peoria/RWD#5 Sappington WLX E 73 Rd	4	74	\$ 248,000	\$ 25,102,500
OK	OKLAHOMA	OK58999-0J01	E Shawnee/PWS Water Tower Lightning Protection	2	75	\$ 68,000	\$ 25,170,500
OK	OKLAHOMA	OK38502-0A01	Comanche/Snyder WTP	4	76	\$ 123,220	\$ 25,293,720
OK	OKLAHOMA	OK57756-0A03	Osage/Shidler WTP Renovation	4	77	\$ 14,400	\$ 25,308,120
OK	OKLAHOMA	OK67887-0S01	Seminole/ Konawa WW Collection System Rehab	2	78	\$ 106,833	\$ 25,414,953
OK	OKLAHOMA	OK41538-0S01	Iowa/Carney WWTP Rehab	3	79	\$ 14,025	\$ 25,428,978
OK	OKLAHOMA	OK41999-0D01	Sac And Fox/ Water System Study	3	80	\$ 40,000	\$ 25,468,978

**Indian Health Service
2015 Annual Report of Sanitation Deficiency Levels**

IHS Area: Oklahoma (OK)

Area	State	Project No.	Project Name	Project	Area	Project Cost	Cumulative
				DL	Priority		Project Cost
OK	OKLAHOMA	OK36483-0A01	PONCA/Water System Improvements	2	81	\$ 140,000	\$ 25,608,978
OK	KANSAS	KS07010-0L01	KS/KTIK SOLID WASTE PROJECT	2	82	\$ 70,000	\$ 25,678,978
OK	OKLAHOMA	OK51672-0S01	Creek/Boynton Wastewater Treatment	4	83	\$ 25,000	\$ 25,703,978
OK	KANSAS	KS07010-0101	KS/KTIK BACK-UP BACKWASH PUMP	2	84	\$ 100,000	\$ 25,803,978
OK	OKLAHOMA	OK37486-0A01	C&A/Cashion Water System Improvements	3	85	\$ 7,731	\$ 25,811,709
OK	OKLAHOMA	OK07123-0S01	Choctaw/Calera Lift Station rehab	3	86	\$ 76,000	\$ 25,887,709
OK	OKLAHOMA	OK11999-2C01	CHEROKEE/Cherokee RWD 2 WTP Imp	3	87	\$ 194,094	\$ 26,081,803
OK	OKLAHOMA	OK49999-0P01	CHEROKEE/Mayes #5 Supply Line Replacement	3	88	\$ 215,000	\$ 26,296,803
OK	OKLAHOMA	OK52694-0B01	OTOE/RED ROCK WATER DISTRIBUTION	3	89	\$ 91,609	\$ 26,388,412
OK	OKLAHOMA	OK67999-0E01	Seminole/Bowlegs Lima Stanberry Hill Stand Pipe	3	90	\$ 65,000	\$ 26,453,412
OK	KANSAS	KS07999-0Y01	KS/KTIK WATER STORAGE TANK REHAB	2	91	\$ 121,000	\$ 26,574,412
OK	KANSAS	KS07010-0201	KS/KTIK METER REPLACEMENT PROJECT	2	92	\$ 49,000	\$ 26,623,412
OK	OKLAHOMA	OK58999-1E01	Ottawa/RWD#4 E 130 Rd WL Upgrade to 4-inch	2	93	\$ 8,000	\$ 26,631,412
OK	OKLAHOMA	OK11999-0P01	CHEROKEE/PETTIT MT. WATER WL	4	94	\$ 200,000	\$ 26,831,412
OK	OKLAHOMA	OK01055-0A01	CHEROKEE/ADAIR#3 EXT NE WESTVILLE	4	95	\$ 150,000	\$ 26,981,412
OK	OKLAHOMA	OK01055-0S02	CHEROKEE/Westville Hwy 62 Sewer Extension	4	96	\$ 107,000	\$ 27,088,412
OK	KANSAS	KS43032-0A01	KS/PBPN & JACKSON COUNTY RWD #3 SIBS BOOSTER	3	97	\$ 314,100	\$ 27,402,512
OK	OKLAHOMA	OK58771-0B01	Quapaw/Quapaw Town 1 MG Ground Storage Rehab & Painting	2	98	\$ 72,000	\$ 27,474,512
OK	KANSAS	KS07010-1G02	KS/KTIK FENCING PROJECT	2	99	\$ 54,500	\$ 27,529,012
OK	OKLAHOMA	OK49654-0D01	CHEROKEE/Locust Grove/Water Loss Repairs	4	100	\$ 235,000	\$ 27,764,012
OK	OKLAHOMA	OK08999-0B01	Apache/Caddo Co RWD #3 WLX	4	101	\$ 72,500	\$ 27,836,512
OK	OKLAHOMA	OK61806-0A01	Choctaw/Hartshorne Water Line	4	102	\$ 379,925	\$ 28,216,437
OK	OKLAHOMA	OK53698-0S01	Cherokee/Delaware PWA Sewer Rehab	4	103	\$ 124,000	\$ 28,340,437
OK	OKLAHOMA	OK57756-0T01	OSAGE/ SHIDLER WWTP Improvements	3	104	\$ 42,006	\$ 28,382,443
OK	OKLAHOMA	OK67890-0B01	Seminole/Sasakwa RWD Sourcewater Development - Ph1	2	105	\$ 55,000	\$ 28,437,443
OK	KANSAS	KS07999-0L02	KS/IOWA TRIBAL GARBAGE TRUCK	2	106	\$ 86,000	\$ 28,523,443
OK	OKLAHOMA	OK32428-0S01	CREEK/SPAULDING COM. SEWER	4	107	\$ 77,000	\$ 28,600,443
OK	OKLAHOMA	OK01999-0A01	CHEROKEE/ADAIR #4 PINEY-OAK GROVE	4	108	\$ 100,000	\$ 28,700,443
OK	OKLAHOMA	OK57999-0018	OSAGE/Osage County Scattered Homes	4	109	\$ 70,000	\$ 28,770,443
OK	OKLAHOMA	OK53697-0A01	DELAWARE-CHEROKEE/Nowata 1 MTR Rep	3	110	\$ 11,000	\$ 28,781,443
OK	OKLAHOMA	OK74959-0A01	CHEROKEE / Copan WTP Improvements	3	111	\$ 36,000	\$ 28,817,443
OK	OKLAHOMA	OK38502-0S01	Comanche/Snyder WWTP	3	112	\$ 10,000	\$ 28,827,443
OK	KANSAS	KS22038-0A01	KS/IOWA & WHITE CLOUD SYSTEM IMPROVEMENTS	3	113	\$ 176,200	\$ 29,003,643
OK	OKLAHOMA	OK03077-0S01	Choctaw/Stringtown WWTP	3	114	\$ 168,400	\$ 29,172,043
OK	KANSAS	KS07999-1H01	KS/KTIK WATER INTAKE RAISE	2	115	\$ 41,500	\$ 29,213,543
OK	KANSAS	KS07999-0C01 *	KS/IOWA TRIBAL WATER STORAGE TANK	2	116	\$ 1,228,000	\$ 30,441,543
OK	OKLAHOMA	OK52694-0A01	OTOE/RED ROCK WATER SUPPLY	2	117	\$ 125,000	\$ 30,566,543
OK	OKLAHOMA	OK21999-1C01	CHEROKEE/Delaware#10/New Well	3	118	\$ 108,100	\$ 30,674,643
OK	OKLAHOMA	OK52694-0L01	OTOE/RED ROCK SOLID WASTE-HIGH HAZARD	3	119	\$ 32,000	\$ 30,706,643
OK	OKLAHOMA	OK51673-0A02	CHEROKEE / Arrowhead Point WL Ext	3	120	\$ 42,000	\$ 30,748,643

**Indian Health Service
2015 Annual Report of Sanitation Deficiency Levels**

IHS Area: Oklahoma (OK)

Area	State	Project No.	Project Name	Project	Area	Project Cost	Cumulative
				DL	Priority		Project Cost
OK	OKLAHOMA	OK64846-0S01	Choctaw/Albion New Sewer System	4	121	\$ 145,250	\$ 30,893,893
OK	OKLAHOMA	OK11999-2D03	CHEROKEE/Delaware RWD # 11 Teresita - 626 Road WL Ext	4	122	\$ 376,000	\$ 31,269,893
OK	OKLAHOMA	OK12999-0E01	Choctaw/Choctaw County RWD # 6 water extrn	4	123	\$ 44,000	\$ 31,313,893
OK	OKLAHOMA	OK54999-0A01	CREEK/BURDEN WATER LINE EXTENSION	4	124	\$ 48,000	\$ 31,361,893
OK	OKLAHOMA	OK67999-0S01	Seminole/Lagoon Renovation-Hobia	4	125	\$ 55,000	\$ 31,416,893
OK	OKLAHOMA	OK63999-0G01	SAC & FOX/POTT CO #2 NULLAKE WLX	5	126	\$ 99,000	\$ 31,515,893
OK	OKLAHOMA	OK21306-1B01	Cherokee/Kenwood Water District East WL Extension	4	127	\$ 197,000	\$ 31,712,893
OK	OKLAHOMA	OK57744-0S01	OSAGE/ Barnsdall WWTP Improvements	3	128	\$ 25,092	\$ 31,737,985
OK	OKLAHOMA	OK20999-0011	C&A/Scattered Water & Sewer	4	129	\$ 147,800	\$ 31,885,785
OK	OKLAHOMA	OK18266-0A01	CHEROKEE/Big Cabin Upgrade Phase I	3	130	\$ 62,000	\$ 31,947,785
OK	OKLAHOMA	OK49651-0S01	CHEROKEE/Dugger St Lift Sta Rehab	3	131	\$ 15,000	\$ 31,962,785
OK	OKLAHOMA	OK49999-0I01	CHEROKEE / Langley Improvements	3	132	\$ 43,100	\$ 32,005,885
OK	OKLAHOMA	OK51685-0B01	CHEROKEE/ECOWA Alternate River Xing	3	133	\$ 220,000	\$ 32,225,885
OK	OKLAHOMA	OK51676-0A01	CHEROKEE/GEORGETOWN ROAD EXT	3	134	\$ 124,000	\$ 32,349,885
OK	KANSAS	KS43999-0Z01	KS/PBPN C&D LANDFILL WATERLINE	2	135	\$ 41,000	\$ 32,390,885
OK	OKLAHOMA	OK36482-A001	TONKAWA/Fort Oakland Tribal Water Meter Replacement	2	136	\$ 30,750	\$ 32,421,635
OK	OKLAHOMA	OK32999-0B01	SEMINOLE/HUGHES RWD #5 EXT.-A	4	137	\$ 278,800	\$ 32,700,435
OK	OKLAHOMA	OK64999-0C01	CHOCTAW/PUSHMATAHA RWD #3 WATER	5	138	\$ 154,000	\$ 32,854,435
OK	OKLAHOMA	OK01999-1A01	CHEROKEE/ADAIR CO#4 IMPROVEMENTS	3	139	\$ 57,000	\$ 32,911,435
OK	OKLAHOMA	OK49653-0A01	CHEROKEE/Langley Water Tower Ren	3	140	\$ 16,000	\$ 32,927,435
OK	OKLAHOMA	OK56732-0A01	Creek/Beggs WTP Upgrades	3	141	\$ 24,109	\$ 32,951,544
OK	OKLAHOMA	OK62999-0A01	Chickasaw/Pontotoc RWD#7 WMX CR1500 to CR3570	3	142	\$ 88,000	\$ 33,039,544
OK	OKLAHOMA	OK11999-2B01	CHEROKEE/Burnt Cabin WTP Upgrade	3	143	\$ 280,900	\$ 33,320,444
OK	OKLAHOMA	OK58999-1L01	Peoria/High Risk/Open Dumps	2	144	\$ 10,000	\$ 33,330,444
OK	OKLAHOMA	OK01999-0B01	CHEROKEE/SALEM EXTENSION	4	145	\$ 52,000	\$ 33,382,444
OK	OKLAHOMA	OK21301-0B01	Cherokee/Delaware RWD # 11 Colcord County Road 660 Waterline Ext	4	146	\$ 209,000	\$ 33,591,444
OK	OKLAHOMA	OK61809-0A01	Choctaw/Indianola Wells	4	147	\$ 54,000	\$ 33,645,444
OK	OKLAHOMA	OK57999-0B01	OSAGE/Osage County RWD #20 Water Treatment Plant Improvements	4	148	\$ 25,000	\$ 33,670,444
OK	OKLAHOMA	OK11999-1A02	Cherokee/Cher Rwd#11 Improvements	3	149	\$ 260,000	\$ 33,930,444
OK	OKLAHOMA	OK21306-0E01	CHEROKEE/Kenwood Water District/Route Meters and Leak Detection	3	150	\$ 100,000	\$ 34,030,444
OK	OKLAHOMA	OK58999-0P01	Peoria/RWD#4 6-inch WLX to More Water Tower	2	151	\$ 102,000	\$ 34,132,444
OK	OKLAHOMA	OK08999-0D01	Kiowa/Caddo RWD #3 - East Ft.Cobb WLX	4	152	\$ 157,000	\$ 34,289,444
OK	OKLAHOMA	OK08140-0U01	Wichita/Anadarko Lift Station Replacement	3	153	\$ 139,000	\$ 34,428,444
OK	OKLAHOMA	OK54706-0S01	Creek/Boley Town Lagoon Improvements	3	154	\$ 5,011	\$ 34,433,455
OK	OKLAHOMA	OK51673-0A01	CHEROKEE/Braggs Water Storage	3	155	\$ 50,000	\$ 34,483,455
OK	OKLAHOMA	OK07999-0B01	CHOCTAW/BRYAN CO. RWD #6 PUMPS	3	156	\$ 14,000	\$ 34,497,455
OK	OKLAHOMA	OK07999-0F01	Choctaw/Bryan county RWD # 5 Extn/Looping	3	157	\$ 67,500	\$ 34,564,955
OK	OKLAHOMA	OK07122-0A01	Choctaw/Caddo Water System	3	158	\$ 36,400	\$ 34,601,355
OK	OKLAHOMA	OK07123-0C01	Choctaw/Calera Well	3	159	\$ 98,000	\$ 34,699,355
OK	OKLAHOMA	OK69907-0S01	Apache/Comanche WWTP Rennovations	3	160	\$ 76,000	\$ 34,775,355

**Indian Health Service
2015 Annual Report of Sanitation Deficiency Levels**

IHS Area: Oklahoma (OK)

Area	State	Project No.	Project Name	Project DL	Area Priority	Project Cost	Cumulative Project Cost
OK	OKLAHOMA	OK57751-0A01	OSAGE/TOWN OF HOMINY RESERVOIR	3	161	\$ 138,020	\$ 34,913,375
OK	OKLAHOMA	OK39999-0A01	Choctaw/Latimer RWD # 3 water source	3	162	\$ 50,000	\$ 34,963,375
OK	OKLAHOMA	OK40999-0J01	Choctaw/LeFlore Co RWD 5 Extensions	3	163	\$ 50,000	\$ 35,013,375
OK	OKLAHOMA	OK40999-0D01	Choctaw/LeFlore Consolidated RWD #1 Upgrade	3	164	\$ 48,000	\$ 35,061,375
OK	OKLAHOMA	OK58999-1B01	CHEROKEE/Ottawa RWD #6 Aspen Wall	3	165	\$ 33,000	\$ 35,094,375
OK	OKLAHOMA	OK61999-0D01	Choctaw/Pittsburg Co. RWD # 18 rehab	3	166	\$ 34,000	\$ 35,128,375
OK	OKLAHOMA	OK64999-0I01	Choctaw/Pushmataha RWD 2 Engineering	3	167	\$ 12,500	\$ 35,140,875
OK	OKLAHOMA	OK66999-0C01	Cherokee/Rogers Co RWD#3/Hwy 88 WLX	3	168	\$ 125,000	\$ 35,265,875
OK	OKLAHOMA	OK22319-0A01	C&A/Taloga Well Renovations	3	169	\$ 4,200	\$ 35,270,075
OK	OKLAHOMA	OK36482-0L01	TONKAWA/Fort Oakland Solid Waste High Hazard	3	170	\$ 15,000	\$ 35,285,075
OK	OKLAHOMA	OK01055-0L01	CHEROKEE/Westville Solid Waste Coll	3	171	\$ 76,000	\$ 35,361,075
OK	OKLAHOMA	OK39510-0A01	Choctaw/Wilburton water tower	3	172	\$ 85,000	\$ 35,446,075
OK	OKLAHOMA	OK11999-0K02	CHEROKEE/PHASE II-TENKILLER WATER CO.	3	173	\$ 200,000	\$ 35,646,075
OK	OKLAHOMA	OK51999-0G01	Creek/Muskogee RWD#10 System Improv	2	174	\$ 21,000	\$ 35,667,075
OK	KANSAS	KS07999-1A02	KS/IOWA TRIBAL WATER TREATMENT PLANT	2	175	\$ 138,000	\$ 35,805,075
OK	KANSAS	KS07010-0C01	KS/KTIK PLUM CREEK WATER SUPPLY	2	176	\$ 500,000	\$ 36,305,075
OK	OKLAHOMA	OK11999-2D02	CHEROKEE/Delaware RWD # 11 Old Toll Gate Road WL Extension	4	177	\$ 351,000	\$ 36,656,075
OK	OKLAHOMA	OK45999-0G01	Choctaw/McCurtainRWD 1 extension	4	178	\$ 27,000	\$ 36,683,075
OK	OKLAHOMA	OK68999-0J01	Cherokee/Stone Gap Rd. Ext.	4	179	\$ 48,594	\$ 36,731,669
OK	OKLAHOMA	OK57754-0T02	OSAGE/Pawhuska Indian Camp Sewer Main	4	180	\$ 80,000	\$ 36,811,669
OK	OKLAHOMA	OK49999-0B02	CHEROKEE/CHIMNEY ROCK	3	181	\$ 134,000	\$ 36,945,669
OK	OKLAHOMA	OK09160-0S01	C&A/Calumet Lagoon Renovations	3	182	\$ 12,682	\$ 36,958,351
OK	OKLAHOMA	OK08999-0C01	Caddo/Caddo RWD #3 WLX - Stephenson	3	183	\$ 50,000	\$ 37,008,351
OK	OKLAHOMA	OK57999-0F01	OSAGE/OSAGE RWD #15-AVANT EXTENSION	2	184	\$ 50,000	\$ 37,058,351
OK	OKLAHOMA	OK41999-0F01	SAC&FOX/LINCOLN Co RW&SD #4 - ROSIE LAKE WLX	5	185	\$ 267,900	\$ 37,326,251
OK	OKLAHOMA	OK07121-0A01	Choctaw/Bokchito well Imp.	3	186	\$ 50,720	\$ 37,376,971
OK	OKLAHOMA	OK09158-0L01	C&A/Concho Reserve Dumpsites	3	187	\$ 13,750	\$ 37,390,721
OK	OKLAHOMA	OK50666-0A01	Chickasaw/Dougherty-Murray Co RWD#1 Regional Water Supply	3	188	\$ 42,000	\$ 37,432,721
OK	OKLAHOMA	OK62999-0S01	Chickasaw/Byng Community Sewer System	3	189	\$ 95,000	\$ 37,527,721
OK	OKLAHOMA	OK64999-0G02	Choctaw/Sardis WTP IMP Phase II	3	190	\$ 326,700	\$ 37,854,421
OK	OKLAHOMA	OK35466-0A01	CHICKASAW/RAVIA WATER SYS. IMPROV.	3	191	\$ 106,800	\$ 37,961,221
OK	OKLAHOMA	OK16256-0S01	Delaware/Sterling Community Sewer	3	192	\$ 9,000	\$ 37,970,221
OK	OKLAHOMA	OK11999-1C01	CHEROKEE/Pine Tree Corner North Ext	3	193	\$ 250,000	\$ 38,220,221
OK	OKLAHOMA	OK57999-0E01	OSAGE/OSAGE RWD#15 WEST WING 2	2	194	\$ 74,250	\$ 38,294,471
OK	OKLAHOMA	OK08999-0A02	Wichita/Caddo RWD #3 Ext.-Woodland Road	2	195	\$ 41,000	\$ 38,335,471
OK	OKLAHOMA	OK56734-0S01 *	CREEK/BRYANT COMMUNITY SEWER	4	196	\$ 214,000	\$ 38,549,471
OK	OKLAHOMA	OK57999-0B02	OSAGE/Hominy WL EXTENSION	4	197	\$ 43,474	\$ 38,592,945
OK	OKLAHOMA	OK61999-0C01	Choctaw/Pitt Co.RWD#19	5	198	\$ 257,000	\$ 38,849,945
OK	OKLAHOMA	OK68999-0I01	CHEROKEE/SCWA Miller Ridge WL Ext	4	199	\$ 115,000	\$ 38,964,945
OK	OKLAHOMA	OK21309-0A01	CHEROKEE/Twin Oaks Delaware RWD # 11 North 560 Rd Waterline Extension	4	200	\$ 142,000	\$ 39,106,945

Indian Health Service
2015 Annual Report of Sanitation Deficiency Levels

IHS Area: Oklahoma (OK)

Area	State	Project No.	Project Name	Project	Area	Project Cost	Cumulative
				DL	Priority		Project Cost
OK	OKLAHOMA	OK73999-0A03	Creek/WAGONER-CO/RWD #5 (Ext #2)	4	201	\$ 59,000	\$ 39,165,945
OK	OKLAHOMA	OK21999-0A01	CHEROKEE/PINEY CHURCH AREA	4	202	\$ 78,000	\$ 39,243,945
OK	OKLAHOMA	OK07121-0S01	Choctaw/Bokchito Sewer	3	203	\$ 193,600	\$ 39,437,545
OK	OKLAHOMA	OK61802-0S01 *	Choctaw/Crowder Sewer Collection	3	204	\$ 72,000	\$ 39,509,545
OK	OKLAHOMA	OK11197-1S01	CHEROKEE/TPWA SW Sewer Main Phil	3	205	\$ 105,000	\$ 39,614,545
OK	OKLAHOMA	OK14232-0S01	Kickapoo/Lexington WWTP Project	3	206	\$ 180,792	\$ 39,795,337
OK	OKLAHOMA	OK67892-0A01	Seminole/Wewoka Backwash Lagoon Rehab	2	207	\$ 29,229	\$ 39,824,566
OK	OKLAHOMA	OK39999-0301	Choctaw/Latimer County Ind Water & Sewer	3	208	\$ 119,000	\$ 39,943,566
OK	OKLAHOMA	OK36476-0A01	KAW/Kaw Tribal Water Plant	2	209	\$ 132,000	\$ 40,075,566
OK	OKLAHOMA	OK40517-0S01	Choctaw/Heavener STP	3	210	\$ 175,000	\$ 40,250,566
OK	OKLAHOMA	OK41540-0A02	Sac And Fox/Davenport RWD - PH II	3	211	\$ 71,100	\$ 40,321,666
OK	OKLAHOMA	OK52999-0F01	OTOE/OTOE WATER SYSTEM - WEST	3	212	\$ 163,625	\$ 40,485,291
OK	OKLAHOMA	OK09160-0A01	C&A/Calumet Water Improvements	3	213	\$ 117,200	\$ 40,602,491
OK	OKLAHOMA	OK57999-OR01	OSAGE/OSAGE RWD#15, Bratton Ext.	3	214	\$ 78,000	\$ 40,680,491
OK	OKLAHOMA	OK73999-0B01	Creek/Wagoner RWD #6-Mitchell Tank	2	215	\$ 67,000	\$ 40,747,491
OK	OKLAHOMA	OK74999-0B01	DELAWARE-CHEROKEE/Wash Co RWD5 Imp	2	216	\$ 56,000	\$ 40,803,491
OK	OKLAHOMA	OK11999-0G01	CHEROKEE/TAHLEQUAH-TOWN BRANCH	5	217	\$ 110,000	\$ 40,913,491
OK	OKLAHOMA	OK59780-0C01	PAWNEE/Pawnee Nation New Water Wells	2	218	\$ 60,000	\$ 40,973,491
OK	OKLAHOMA	OK63999-0F01	SAC&FOX/TRI-COUNTY RWD2 - WAKOLE WLX	5	219	\$ 234,000	\$ 41,207,491
OK	OKLAHOMA	OK58999-0E02	E Shawnee/RWD#5 E 130 Rd WLX Ext#2	2	220	\$ 52,000	\$ 41,259,491
OK	OKLAHOMA	OK63834-0A01	Citizen Potawatomi Nation/Tri-Co.Dill extension	4	221	\$ 106,410	\$ 41,365,901
OK	OKLAHOMA	OK63839-0B01	SAC & FOX/SHAWNEE - N ROCK CREEK WLX	4	222	\$ 246,700	\$ 41,612,601
OK	OKLAHOMA	OK15999-0B01	Choctaw/Clarita-Olney Extn.	3	223	\$ 249,400	\$ 41,862,001
OK	OKLAHOMA	OK45999-0H01	Choctaw/McCurtainRWD 8 Extension	3	224	\$ 74,250	\$ 41,936,251
OK	OKLAHOMA	OK21999-0J01	CHEROKEE/DEL RWD11 METERS	2	225	\$ 51,446	\$ 41,987,697
OK	OKLAHOMA	OK57751-0C01	Cityof Hominy WWTP Aerator Improvements	2	226	\$ 19,040	\$ 42,006,737
OK	OKLAHOMA	OK61809-0S01	Choctaw/Indianola Sewer Study	2	227	\$ 2,800	\$ 42,009,537
OK	OKLAHOMA	OK40999-0E01	Choctaw/LeFLore RWD 14 Transmission Main Upgrade	2	228	\$ 28,800	\$ 42,038,337
OK	OKLAHOMA	OK59780-0B01	PAWNEE/Pawnee Nation WS connection to City of Pawnee	2	229	\$ 12,600	\$ 42,050,937
OK	OKLAHOMA	OK35465-0101	Chickasaw/Pontotoc RWD#7 WMX CR3615	2	230	\$ 36,000	\$ 42,086,937
OK	OKLAHOMA	OK60789-0A01	IOWA/Standpipe Rehab	2	231	\$ 16,708	\$ 42,103,645
OK	OKLAHOMA	OK11999-0M01	CHEROKEE/QUALLS EXTENSION	4	232	\$ 133,000	\$ 42,236,645
OK	OKLAHOMA	OK36479-0T01	Kaw/Newkirk Tribal Housing RO Filters	2	233	\$ 40,000	\$ 42,276,645
OK	OKLAHOMA	OK64846-0A01	Choctaw/Haskell Co IND W&S DL3	3	234	\$ 201,000	\$ 42,477,645
OK	OKLAHOMA	OK41546-0T01	Sac & Fox/Community Sewage Lagoon	3	235	\$ 105,000	\$ 42,582,645
OK	OKLAHOMA	OK07123-0A01	Choctaw/Calera Water Tower	2	236	\$ 51,800	\$ 42,634,445
OK	OKLAHOMA	OK63999-0P01	PCDA/New Hope waterline	2	237	\$ 32,638	\$ 42,667,083
OK	OKLAHOMA	OK20999-0L02	C&A/Open Dump Assessment Study	2	238	\$ 169,500	\$ 42,836,583
OK	OKLAHOMA	OK01999-1B01	CHEROKEE/Chewey Extension	4	239	\$ 279,000	\$ 43,115,583
OK	OKLAHOMA	OK63839-0A01	SAC & FOX/SHAWNEE GARRETT LAKE RD WLX	5	240	\$ 277,900	\$ 43,393,483

**Indian Health Service
2015 Annual Report of Sanitation Deficiency Levels**

IHS Area: Oklahoma (OK)

Area	State	Project No.	Project Name	Project	Area	Project Cost	Cumulative
				DL	Priority		Project Cost
OK	OKLAHOMA	OK54708-0S01	CREEK/CLEARVIEW COMMUNITY SEWER	4	241	\$ 55,000	\$ 43,448,483
OK	OKLAHOMA	OK66999-0D01	Cherokee/Rogers RWD #4/WP Generator	2	242	\$ 32,500	\$ 43,480,983
OK	OKLAHOMA	OK47633-0S01	C&A/Ringwood Lagoon Renovation	4	243	\$ 2,147	\$ 43,483,130
OK	OKLAHOMA	OK54999-0L01	CREEK/OKFUSKEE CO. SOLID WASTE	3	244	\$ 85,000	\$ 43,568,130
OK	OKLAHOMA	OK36483-0T01	PONCA/Wastewater Treatment Lagoon Rehabilitation	2	245	\$ 16,666	\$ 43,584,796
OK	OKLAHOMA	OK21999-0F01	CHEROKEE/DELAWARE RWD#6 WL EXT.	4	246	\$ 98,000	\$ 43,682,796
OK	OKLAHOMA	OK01999-0F01	CHEROKEE/ADAIR CO/CANDY MINK REPLACEMENT WL	3	247	\$ 300,000	\$ 43,982,796
OK	OKLAHOMA	OK40525-0A01	Choctaw/Panama Water Improvements	3	248	\$ 190,636	\$ 44,173,432
OK	OKLAHOMA	OK59781-0A01	PAWNEE/TOWN OF RALSTON Water System Improvements	3	249	\$ 197,240	\$ 44,370,672
OK	OKLAHOMA	OK68999-0H01	CHEROKEE/LEE CREEK REHAB	3	250	\$ 137,400	\$ 44,508,072
OK	OKLAHOMA	OK41546-0B01	Sac & Fox/Water System Improvements	3	251	\$ 150,000	\$ 44,658,072
OK	OKLAHOMA	OK15999-0A01	Choctaw/Coal County RWD5	2	252	\$ 42,000	\$ 44,700,072
OK	OKLAHOMA	OK12208-0A01	Choctaw/Soper Water	2	253	\$ 42,500	\$ 44,742,572
OK	OKLAHOMA	OK17999-0L01	Comanche/Cotton Co Dumps	2	254	\$ 9,000	\$ 44,751,572
OK	OKLAHOMA	OK16999-0F01	Ft. Sill Apache/Geronimo - Devine WLX	4	255	\$ 110,000	\$ 44,861,572
OK	OKLAHOMA	OK52999-0A02	OTOE-MISSOURIA/LELA - RWD # 7	4	256	\$ 332,496	\$ 45,194,068
OK	OKLAHOMA	OK01999-0J01	CHEROKEE/LYONS SWITCH SO. EXT	4	257	\$ 106,000	\$ 45,300,068
OK	OKLAHOMA	OK40521-0G01	Choctaw/LeFlore #5 Metering	2	258	\$ 30,000	\$ 45,330,068
OK	OKLAHOMA	OK40521-0E01	Choctaw/LeFlore 14 Metering	2	259	\$ 144,000	\$ 45,474,068
OK	OKLAHOMA	OK36482-0C01	TONKAWA/ Ft. Oakland Water Meters	2	260	\$ 10,000	\$ 45,484,068
OK	OKLAHOMA	OK60787-0A01	SAC&FOX/Cushing-Euchee Creek WLX	3	261	\$ 438,680	\$ 45,922,748
OK	OKLAHOMA	OK11197-0T01	CHEROKEE/TPWA East Ross Sewer Main	3	262	\$ 100,000	\$ 46,022,748
OK	OKLAHOMA	OK57746-0101	Burbank PWA Water Storage Tank Rehab	2	263	\$ 37,500	\$ 46,060,248
OK	OKLAHOMA	OK61801-0A01	Choctaw/Canadian Water System	2	264	\$ 25,300	\$ 46,085,548
OK	KANSAS	KS07010-0X01	KS/KTIK SITE #6 SEWAGE	2	265	\$ 20,000	\$ 46,105,548
OK	OKLAHOMA	OK21999-0G01	CHEROKEE/West Siloam Connection	2	266	\$ 212,500	\$ 46,318,048
OK	OKLAHOMA	OK12202-0B01	Choctaw/Boswell Wells WTP	2	267	\$ 68,950	\$ 46,386,998
OK	OKLAHOMA	OK46612-0B01	CREEK/ONAPA RWD #2 WATER STORAGE	2	268	\$ 52,000	\$ 46,438,998
OK	OKLAHOMA	OK38497-0A01	Kiowa/Hobart Water Supply Upgrade	2	269	\$ 23,000	\$ 46,461,998
OK	OKLAHOMA	OK36479-0A01	KAW/Newkirk WTP Renovations	2	270	\$ 176,618	\$ 46,638,616
OK	OKLAHOMA	OK58771-0S01	Quapaw/Quapaw Town-Lincolnville Lagoons CNX to Sewer	4	271	\$ 151,000	\$ 46,789,616
OK	OKLAHOMA	OK11999-1D01	Cherokee/Peggs Shiloh Rd Ext	3	272	\$ 75,000	\$ 46,864,616
OK	OKLAHOMA	OK41999-0L04	SAC & FOX/ Lincoln Co. High Hazard	3	273	\$ 35,000	\$ 46,899,616
OK	OKLAHOMA	OK57999-1L01	Osage/Solid Waste - Cleanup High Haz Dump Sites	3	274	\$ 50,000	\$ 46,949,616
OK	OKLAHOMA	OK38999-0L01	Kiowa/Kiowa Co. High Hazard Dumps	2	275	\$ 20,000	\$ 46,969,616
OK	OKLAHOMA	OK56999-0S01	CREEK/COALTON COMMUNITY SEWER	4	276	\$ 20,000	\$ 46,989,616
OK	OKLAHOMA	OK15241-0A01	Choctaw/Lehigh Well	4	277	\$ 35,100	\$ 47,024,716
OK	OKLAHOMA	OK58762-0L01	Cherokee/Ottawa Co. Solid Waste	3	278	\$ 120,000	\$ 47,144,716
OK	OKLAHOMA	OK11999-0L02	CHEROKEE/CHEROKEE CO. SOLID WASTE	3	279	\$ 300,000	\$ 47,444,716
OK	OKLAHOMA	OK18999-0L01	CHEROKEE/CRAIG CO. SOLID WASTE	3	280	\$ 100,000	\$ 47,544,716

**Indian Health Service
2015 Annual Report of Sanitation Deficiency Levels**

IHS Area: Oklahoma (OK)

Area	State	Project No.	Project Name	Project	Area	Project Cost	Cumulative
				DL	Priority		Project Cost
OK	OKLAHOMA	OK19999-0L01	CREEK/CREEK CO. SOLID WASTE	3	281	\$ 85,000	\$ 47,629,716
OK	OKLAHOMA	OK21999-0L02	CHEROKEE/DELAWARE CO. SOLID WASTE	3	282	\$ 300,000	\$ 47,929,716
OK	OKLAHOMA	OK49999-0L01	CHEROKEE/MAYES CO. SOLID WASTE	3	283	\$ 300,000	\$ 48,229,716
OK	OKLAHOMA	OK46999-0L01	CHEROKEE/MCINTOSH CO. SOLID WASTE	3	284	\$ 40,000	\$ 48,269,716
OK	OKLAHOMA	OK53999-0L01	CHEROKEE/NOWATA CO. SOLID WASTE	3	285	\$ 100,000	\$ 48,369,716
OK	OKLAHOMA	OK56999-0L01	CREEK/OKMULGEE CO. SOLID WASTE	3	286	\$ 85,000	\$ 48,454,716
OK	OKLAHOMA	OK66999-0L01	CHEROKEE/ROGERS CO SOLID WASTE	3	287	\$ 300,000	\$ 48,754,716
OK	OKLAHOMA	OK68999-0L01	CHEROKEE/SEQUOYAH CO SOLID WASTE	3	288	\$ 300,000	\$ 49,054,716
OK	OKLAHOMA	OK41546-0L03	Sac & Fox Tribal Trust Open Dump	3	289	\$ 15,000	\$ 49,069,716
OK	OKLAHOMA	OK73999-0L01	CHEROKEE/WAGONER CO.SOLID WASTE	3	290	\$ 100,000	\$ 49,169,716
OK	OKLAHOMA	OK74999-0L01	CHEROKEE/WASHINGTON CO SOLID WASTE	3	291	\$ 100,000	\$ 49,269,716
OK	OKLAHOMA	OK01999-0N01	CHEROKEE/HONEY HILL	4	292	\$ 71,000	\$ 49,340,716
OK	OKLAHOMA	OK59999-0L01	PAWNEE/PAWNEE CO. SOLID WASTE HIGHAZARD	3	293	\$ 60,000	\$ 49,400,716
OK	OKLAHOMA	OK68999-0G03	CHEROKEE/SCWA IMP PHASE III	3	294	\$ 42,000	\$ 49,442,716
OK	OKLAHOMA	OK59780-1A01	Pawnee/Tribal Water Syst Renovation	2	295	\$ 27,000	\$ 49,469,716
OK	OKLAHOMA	OK46612-0A01	CREEK/MCINTOSH CO. RWD #8 EXT.	4	296	\$ 106,000	\$ 49,575,716
OK	OKLAHOMA	OK37488-0A01	C&A/Hennessey Water Improvements	3	297	\$ 32,450	\$ 49,608,166
OK	OKLAHOMA	OK67885-0B01	SEMINOLE/B-L RWD EXT- JESSE MT.	3	298	\$ 113,500	\$ 49,721,666
OK	OKLAHOMA	OK16999-0D01	Delaware/Comanche RWD #4 WLX- Dempsey	3	299	\$ 106,000	\$ 49,827,666
OK	OKLAHOMA	OK36999-0L02	PONCA/KAY CO. SOLID WASTE-LOW/MOD HAZ	3	300	\$ 81,940	\$ 49,909,606
OK	OKLAHOMA	OK46999-0L02	CREEK/MCINTOSH CO. SOLID WASTE	3	301	\$ 170,000	\$ 50,079,606
OK	OKLAHOMA	OK46999-0C01	Creek/McIntosh RWD #13	3	302	\$ 245,000	\$ 50,324,606
OK	OKLAHOMA	OK59999-1L01	PAWNEE/ PAWNEE CO. SOLID WASTE LOW/MOD	3	303	\$ 21,000	\$ 50,345,606
OK	OKLAHOMA	OK69907-0A01	Apache/Comanche WTP Rennovations	2	304	\$ 18,000	\$ 50,363,606
OK	OKLAHOMA	OK10178-0A01	CHICKASAW/SOWC-MILO-WOODFORD WLX	3	305	\$ 257,400	\$ 50,621,006
OK	OKLAHOMA	OK51999-0B01	CHEROKEE/Muskogee Co. ROSS RD WL EXT.	3	306	\$ 150,000	\$ 50,771,006
OK	OKLAHOMA	OK18999-0A01	CHEROKEE/BLUEJACKET	4	307	\$ 200,000	\$ 50,971,006
OK	OKLAHOMA	OK11999-0D01	CHEROKEE/730 RD. CONNECTION	3	308	\$ 33,000	\$ 51,004,006
OK	OKLAHOMA	OK09158-0S01	C&A/Concho Lagoons - Rehabilitation	3	309	\$ 96,000	\$ 51,100,006
OK	OKLAHOMA	OK61999-0E01	Choctaw/Pittsburg County RWD11	2	310	\$ 135,600	\$ 51,235,606
OK	OKLAHOMA	OK56999-0A01	CREEK/OKMULGEE CO. RWD#5 EXTN	4	311	\$ 74,000	\$ 51,309,606
OK	OKLAHOMA	OK41538-0L02	Iowa/Med Haz. Open Dump	3	312	\$ 155,000	\$ 51,464,606
OK	OKLAHOMA	OK36482-0B01	Tonkawa/Ft. Oakland Water Wells	2	313	\$ 264,000	\$ 51,728,606
OK	OKLAHOMA	OK14999-0L01	A.SHAWNEE/CLEVELAND CO. SOLID WASTE	2	314	\$ 20,000	\$ 51,748,606
OK	OKLAHOMA	OK60787-0L01	Sac & Fox/ South Payne Co. High Threat Dump Closure	3	315	\$ 55,000	\$ 51,803,606
OK	OKLAHOMA	OK41999-0G01	SAC AND FOX/ Kendrick WSI	2	316	\$ 106,600	\$ 51,910,206
OK	OKLAHOMA	OK63999-0B01	Sac & Fox/Tricounty-Bradford WLX	3	317	\$ 177,682	\$ 52,087,888
OK	OKLAHOMA	OK12999-0C01	Choctaw/Choctaw Co RWD 1 Extension/Loop	2	318	\$ 98,000	\$ 52,185,888
OK	OKLAHOMA	OK19277-0A02	Creek/Depew New Water Storage Tank & Wells	2	319	\$ 8,759	\$ 52,194,647
OK	OKLAHOMA	OK57751-0S01	OSAGE/TOWN OF HOMINY -WWTP	2	320	\$ 119,000	\$ 52,313,647

**Indian Health Service
2015 Annual Report of Sanitation Deficiency Levels**

IHS Area: Oklahoma (OK)

Area	State	Project No.	Project Name	Project	Area	Project Cost	Cumulative
				DL	Priority		Project Cost
OK	OKLAHOMA	OK54710-0A01	Creek/Okemah Water Storage Tank Remediation & Painting	2	321	\$ 32,340	\$ 52,345,987
OK	OKLAHOMA	OK57999-0L02	OSAGE/OSAGE CO.SOL.WASTE-LOWMODHAZAR	2	322	\$ 23,000	\$ 52,368,987
OK	OKLAHOMA	OK01054-0A01	CHEROKEE/WATTS WTR SYSTEM UPGRADE	2	323	\$ 29,000	\$ 52,397,987
OK	OKLAHOMA	OK58999-0L01	Peoria/Low-Moderate Risk/Open Dumps	2	324	\$ 10,000	\$ 52,407,987
OK	OKLAHOMA	OK58999-1F01	Peoria/RWD#5-State Line Rd Loop	2	325	\$ 22,000	\$ 52,429,987
OK	OKLAHOMA	OK52999-0G01	Otoe-Missouria/Noble County RWD #2 WLX	4	326	\$ 127,000	\$ 52,556,987
OK	OKLAHOMA	OK11999-1E01	Cherokee/Peggs Highway 82 North Ext	3	327	\$ 150,000	\$ 52,706,987
OK	OKLAHOMA	OK18999-0B01	CHEROKEE / Collins WL Extension	3	328	\$ 87,500	\$ 52,794,487
OK	OKLAHOMA	OK03999-0D01 *	Choctaw/Atoka RWD4 Extension	4	329	\$ 96,000	\$ 52,890,487
OK	OKLAHOMA	OK73999-2A01 *	Creek/Wagoner Co RWD #5 (Ext. #1)	4	330	\$ 113,000	\$ 53,003,487
OK	OKLAHOMA	OK21999-0D01	CHEROKEE/DELAWARE RWD # 6 SPADE EXTENSION	3	331	\$ 200,000	\$ 53,203,487
OK	OKLAHOMA	OK07999-0H01	Choctaw/Bryan county RWD # 6 Well and stand pipe	2	332	\$ 88,200	\$ 53,291,687
OK	OKLAHOMA	OK62999-0L01	CHICKASAW/PONTOTOC CO. SOLID WASTE	3	333	\$ 200,000	\$ 53,491,687
OK	OKLAHOMA	OK63999-3L04	SAC & FOX POT CO MED HAZ DUMP	3	334	\$ 60,000	\$ 53,551,687
OK	OKLAHOMA	OK60787-0L02	SAC & FOX/ Payne Co. Med. Haz Dump	3	335	\$ 20,000	\$ 53,571,687
OK	OKLAHOMA	OK36483-0L01	Ponca/White Eagle Trash Collection	2	336	\$ 115,000	\$ 53,686,687
OK	OKLAHOMA	OK57999-0P01	OSAGE/OSAGE RWD&SWDD# 3-NORTH LOOP	2	337	\$ 13,000	\$ 53,699,687
OK	OKLAHOMA	OK01999-0G01	CHEROKEE/MALLOY HOLLOW EXT	3	338	\$ 106,000	\$ 53,805,687
OK	OKLAHOMA	OK19277-0A01	Creek/Depew Water Storage Tank Remediation and Repainting	2	339	\$ 3,900	\$ 53,809,587
OK	OKLAHOMA	OK59777-0A01	PAWNEE/TOWN OF JENNINGS EXTENSION	2	340	\$ 23,000	\$ 53,832,587
OK	OKLAHOMA	OK36482-0A01	TONKAWA/FT. OAKLAND WATER SYSTEM IMP.	2	341	\$ 93,000	\$ 53,925,587
OK	OKLAHOMA	OK63835-0A06	Kickapoo/ Well Clinic - PH6	3	342	\$ 35,000	\$ 53,960,587
OK	OKLAHOMA	OK07999-0L04	CHICKASAW/BRYAN CO. SOLID WASTE	3	343	\$ 74,250	\$ 54,034,837
OK	OKLAHOMA	OK15999-0L01	CHICKASAW/COAL CO. SOLID WASTE	3	344	\$ 12,500	\$ 54,047,337
OK	OKLAHOMA	OK26999-0L02	CHICKASAW/GRADY CO. SOLID WASTE	3	345	\$ 12,500	\$ 54,059,837
OK	OKLAHOMA	OK35999-0L01	CHICKASAW/JOHNSTON CO. SOLID WASTE	3	346	\$ 25,000	\$ 54,084,837
OK	OKLAHOMA	OK48999-0L01	CHICKASAW/MARSHALL CO. SOLID WASTE	3	347	\$ 12,500	\$ 54,097,337
OK	OKLAHOMA	OK44999-0L01	CHICKASAW/MCCLAIN CO. SOLID WASTE	3	348	\$ 12,500	\$ 54,109,837
OK	OKLAHOMA	OK50999-0L01	CHICKASAW/MURRAY CO. SOLID WASTE	3	349	\$ 12,500	\$ 54,122,337
OK	OKLAHOMA	OK63999-0L01	A.SHAWNEE/POTT. CO. SOLID WASTE	2	350	\$ 16,000	\$ 54,138,337
OK	OKLAHOMA	OK19999-0A01 *	Creek/Slick WL Ext & Pump Station	3	351	\$ 107,000	\$ 54,245,337
OK	OKLAHOMA	OK63835-0A04	Kickapoo WSI - PH4: Frye Road WLX Loop	3	352	\$ 635,106	\$ 54,880,443
OK	OKLAHOMA	OK69999-0L01	CHICKASAW/STEPHENS CO. SOLID WASTE	3	353	\$ 12,500	\$ 54,892,943
OK	OKLAHOMA	OK57999-0H01	OSAGE/OSAGE RWD&SWDD# 3-SW EXT.	2	354	\$ 38,000	\$ 54,930,943
OK	OKLAHOMA	OK54708-0L01	Thlopthlocco/Clearview Dump	2	355	\$ 10,000	\$ 54,940,943
OK	OKLAHOMA	OK19999-1L01	Creek/Creek Co Low/Mod Dumps	2	356	\$ 70,000	\$ 55,010,943
OK	OKLAHOMA	OK46999-1L01	Creek/McIntosh Co Low/Mod Dumps	2	357	\$ 40,000	\$ 55,050,943
OK	OKLAHOMA	OK26368-0A01	Caddo/Minco Water Distribution Ren.	2	358	\$ 142,000	\$ 55,192,943
OK	OKLAHOMA	OK14235-0L01	A SHAWNEE Low Haz S. W.- K. Williams	2	359	\$ 2,400	\$ 55,195,343
OK	OKLAHOMA	OK56999-1L01	Creek/Okmulgee Co Low Threat Dump	2	360	\$ 10,000	\$ 55,205,343

**Indian Health Service
2015 Annual Report of Sanitation Deficiency Levels**

IHS Area: Oklahoma (OK)

Area	State	Project No.	Project Name	Project DL	Area Priority	Project Cost	Cumulative Project Cost
OK	OKLAHOMA	OK63839-3L03	A SHAWNEE/Low Haz Dump-W. Winter	2	361	\$ 2,400	\$ 55,207,743
OK	OKLAHOMA	OK57999-0K01	OSAGE/OSAGE RWD #18-NELAGONEY EXT.	2	362	\$ 18,000	\$ 55,225,743
OK	OKLAHOMA	OK41546-0A01	SAC AND FOX/ STANDPIPE REHAB	2	363	\$ 8,000	\$ 55,233,743
OK	OKLAHOMA	OK19283-0A01 *	CREEK/OKMULGEE RWD #6-MOUNDS	3	364	\$ 201,000	\$ 55,434,743
OK	OKLAHOMA	OK08999-2L01 *	Kiowa/Caddo Co Mod/Low Haz Dumps	2	365	\$ 35,000	\$ 55,469,743
OK	OKLAHOMA	OK67999-0L01	SEMINOLE/SEMINOLE CO. SOLID WASTE	2	366	\$ 45,000	\$ 55,514,743
OK	OKLAHOMA	OK08999-0L02 *	Apache/Caddo Co Mod Haz Dumps	2	367	\$ 32,000	\$ 55,546,743
OK	OKLAHOMA	OK54999-1L01	Creek/Okfuskee Co Low/Mod Dumps	2	368	\$ 80,000	\$ 55,626,743
OK	OKLAHOMA	OK17260-0A01	Comanche/Devol Water System Upgrade	2	369	\$ 7,000	\$ 55,633,743
OK	OKLAHOMA	OK59999-0D01	PAWNEE/LONE CHIMNEY CHLORINATION	2	370	\$ 5,500	\$ 55,639,243
OK	OKLAHOMA	OK58999-1A01	Quapaw/RWD#5 S 668 Rd WLX	2	371	\$ 83,000	\$ 55,722,243
OK	OKLAHOMA	OK57999-0J02	OSAGE/OSAGE RWD #3 BRADEN TANK	2	372	\$ 80,000	\$ 55,802,243
OK	OKLAHOMA	OK14999-0L02	AST/ Little Jim Open Dump Site	2	373	\$ 5,000	\$ 55,807,243
OK	OKLAHOMA	OK08999-3L01	Ft. Sill Apache/Caddo Co. Open Dumps	2	374	\$ 30,000	\$ 55,837,243
OK	OKLAHOMA	OK19285-0A01	CREEK/CREEK CO. RWD #3 EXT.	2	375	\$ 42,500	\$ 55,879,743
OK	OKLAHOMA	OK19279-0A01 *	CREEK/CREEK CO. RWD #1 EXTENSION	2	376	\$ 328,900	\$ 56,208,643

**Indian Health Service
2015 Annual Report of Sanitation Deficiency Levels**

IHS Area: Phoenix (PH)

Area	State	Project No.	Project Name	Project	Area	Project Cost	Cumulative
				DL	Priority		Project Cost
PH	CALIFORNIA	CA13999-1401	Ft. Yuma River Crossing Force Main	4	1	\$ 607,000	\$ 607,000
PH	CALIFORNIA	CA36038-2001	Chemehuevi Force Main Bypass and Lift Station	4	2	\$ 469,500	\$ 1,076,500
PH	ARIZONA	AZ11214-1201	GRIC Septic System Replacement	4	3	\$ 137,000	\$ 1,213,500
PH	ARIZONA	AZ15999-3401	CRIT - Scattered Failed Septic Systems	4	4	\$ 72,000	\$ 1,285,500
PH	NEVADA	NV12632-0201	Yomba Septage Disposal Site	4	5	\$ 122,000	\$ 1,407,500
PH	CALIFORNIA	CA26301-0101	Bridgeport Arsenic Mitigation	4	6	\$ 279,000	\$ 1,686,500
PH	NEVADA	NV01526-0302	Fallon Colony Concrete Tank Replacement	3	7	\$ 935,000	\$ 2,621,500
PH	ARIZONA	AZ04065-1203	San Carlos WWTF Phase 2	4	8	\$ 750,000	\$ 3,371,500
PH	CALIFORNIA	CA13999-2601	Ft Yuma Failed Septics	4	9	\$ 98,000	\$ 3,469,500
PH	ARIZONA	AZ09990-5801	WHITERIVER-Scattered Failed Sewer Replacements	4	10	\$ 283,000	\$ 3,752,500
PH	ARIZONA	AZ07132-1701	Salt River Solid Waste Open Dump Cleanup	3	11	\$ 81,000	\$ 3,833,500
PH	NEVADA	NV04564-0301	Odger's Ranch Homesite	5	12	\$ 36,000	\$ 3,869,500
PH	ARIZONA	AZ04048-1101	San Carlos Scattered	5	13	\$ 238,000	\$ 4,107,500
PH	ARIZONA	AZ01905-0601	MCNARY-HonDah WWTF AOC Improvements	3	14	\$ 471,000	\$ 4,578,500
PH	ARIZONA	AZ08039-2401	Ft. Mohave MV-4 Lift Station Replacement	3	15	\$ 493,000	\$ 5,071,500
PH	NEVADA	NV02538-0101	Moapa Sewer System Repairs	4	16	\$ 952,000	\$ 6,023,500
PH	ARIZONA	AZ09981-0601	Hopi Arsenic Mitigation Project	4	17	\$ 16,721,823	\$ 22,745,323
PH	ARIZONA	AZ09983-1501	Shungopavi Water and Sewer (Line X) Extension	5	18	\$ 384,092	\$ 23,129,415
PH	ARIZONA	AZ03126-1103	Lower Moencopi Ind. Allotment W&S* (not recommended for funding)	5	19	\$ 978,000	\$ 24,107,415
PH	UTAH	UT24999-0701	Yellowstone Sanitation Facilities	4	20	\$ 457,000	\$ 24,564,415
PH	NEVADA	NV10612-0701	Yerington Colony AC Water Main Replacement	2	21	\$ 143,000	\$ 24,707,415
PH	ARIZONA	AZ04054-0501	Tonto Apache 8" Gravity Sewer Repairs	2	22	\$ 38,800	\$ 24,746,215
PH	ARIZONA	AZ08039-0502	Ft. Mojave Manhole Rehab	3	23	\$ 187,274	\$ 24,933,489
PH	ARIZONA	AZ03033-0304	SUPAI - Havasu Creek Crossing	2	24	\$ 231,000	\$ 25,164,489
PH	ARIZONA	AZ09999-1501	Hopi Scattered Water, Sewer, and Plumbing	5	25	\$ 283,000	\$ 25,447,489
PH	ARIZONA	AZ09964-1801	CIBECUE - Sewer Main Replacement Planning Project	4	26	\$ 402,000	\$ 25,849,489
PH	ARIZONA	AZ09990-6101	WHITERIVER - Well Aband. & Main Disconnect @ ORCHARD, EWR AND EF	3	27	\$ 365,000	\$ 26,214,489
PH	NEVADA	NV16649-0301	Nixon Well #3 & Controls Replacement	2	28	\$ 617,000	\$ 26,831,489
PH	ARIZONA	AZ13262-0103	Camp Verde Water Improvements	2	29	\$ 110,000	\$ 26,941,489
PH	ARIZONA	AZ07117-0301	FYMN - Solid Waste Dump Truck	2	30	\$ 250,000	\$ 27,191,489
PH	CALIFORNIA	CA14366-0801	Big Pine Lift Station Upgrades	2	31	\$ 192,337	\$ 27,383,826
PH	CALIFORNIA	CA14367-0901	Bishop Water System Improvements	2	32	\$ 565,000	\$ 27,948,826
PH	ARIZONA	AZ04054-0504	Tonto Apache Water Storage Tank Mixer & Repairs	2	33	\$ 67,500	\$ 28,016,326
PH	ARIZONA	AZ09977-0303	Old Oraibi - Village W/S Phase 3*	5	34	\$ 1,080,000	\$ 29,096,326
PH	ARIZONA	AZ15999-0908	CRIT - Parker Dump Closure	3	35	\$ 269,000	\$ 29,365,326
PH	ARIZONA	AZ09990-2801	WHITERIVER - Landfill Expansion Ph1	2	36	\$ 1,397,000	\$ 30,762,326
PH	ARIZONA	AZ11211-0501	AK CHIN - Water Treatment Plant Chlorine Bldg	2	37	\$ 496,000	\$ 31,258,326
PH	CALIFORNIA	CA02304-0401	Washoe - Generators	2	38	\$ 223,000	\$ 31,481,326
PH	ARIZONA	AZ11211-0402	AK CHIN - Water Supply Upgrade	2	39	\$ 637,500	\$ 32,118,826
PH	ARIZONA	AZ09977-0302	Old Oraibi - Highway 264 W/S Phase 2*	5	40	\$ 948,000	\$ 33,066,826

**Indian Health Service
2015 Annual Report of Sanitation Deficiency Levels**

IHS Area: Phoenix (PH)

Area	State	Project No.	Project Name	Project	Area	Project Cost	Cumulative
				DL	Priority		Project Cost
PH	ARIZONA	AZ03033-1101	SUPAI - Transfer Station Long Mesa	3	41	\$ 500,000	\$ 33,566,826
PH	UTAH	UT12628-0101	Goshute Chlorination Equipment	2	42	\$ 61,000	\$ 33,627,826
PH	NEVADA	NV11623-1202	Walker River Critical Sewer Main	2	43	\$ 235,000	\$ 33,862,826
PH	ARIZONA	AZ04047-0204	Skills Center to Dripping Springs Intertie	4	44	\$ 866,000	\$ 34,728,826
PH	ARIZONA	AZ14999-1301	Cocopah West WTP Improvements	2	45	\$ 650,000	\$ 35,378,826
PH	NEVADA	NV16999-1001	Sutcliffe - Mullen's Pass North Well #3	2	46	\$ 272,000	\$ 35,650,826
PH	ARIZONA	AZ09999-0902	Hopi Landfill Project	3	47	\$ 717,500	\$ 36,368,326
PH	CALIFORNIA	CA36038-1201	Chemehuevi Well Pumps	2	48	\$ 98,500	\$ 36,466,826
PH	ARIZONA	AZ15999-1902	CRIT WTP Controls & Backup Power	2	49	\$ 151,600	\$ 36,618,426
PH	ARIZONA	AZ09990-3001	WHITERIVER - East Fork Tank	3	50	\$ 834,000	\$ 37,452,426
PH	ARIZONA	AZ11214-1101	GRIC District 5 Sacate Lagoon Expan	3	51	\$ 2,010,000	\$ 39,462,426
PH	ARIZONA	AZ07117-0801	FYMN - Open Dump Site near wells	3	52	\$ 300,000	\$ 39,762,426
PH	ARIZONA	AZ05073-0403	Bylas WST Rehab Phase 1	3	53	\$ 690,000	\$ 40,452,426
PH	NEVADA	NV01526-1101	Fallon Water plant Upgrades	2	54	\$ 59,000	\$ 40,511,426
PH	CALIFORNIA	CA02304-0501	Washoe Tribe - Abandon 9 wells	2	55	\$ 40,000	\$ 40,551,426
PH	ARIZONA	AZ09999-0906	Hopi Solid Waste Services Equipment	3	56	\$ 1,384,000	\$ 41,935,426
PH	NEVADA	NV10612-1001	Yerington Campbell Ranch Loop	2	57	\$ 131,000	\$ 42,066,426
PH	ARIZONA	AZ09983-0803	Shung Hwy 264 Water*	4	58	\$ 1,306,000	\$ 43,372,426
PH	ARIZONA	AZ08039-2101	Ft Mojave Sewer Wet Well Rehab	2	59	\$ 30,976	\$ 43,403,402
PH	ARIZONA	AZ13266-0101	Middle Verde Water Improvements	2	60	\$ 60,000	\$ 43,463,402
PH	NEVADA	NV12632-0101	Yomba Water System Improvements Phase 1	2	61	\$ 20,000	\$ 43,483,402
PH	ARIZONA	AZ08153-1201	HUALAPAI - Standby Generator for Well Pump	2	62	\$ 200,000	\$ 43,683,402
PH	ARIZONA	AZ09964-1201	CIBECUE - Solid Waste Transfer Sta.	2	63	\$ 204,000	\$ 43,887,402
PH	ARIZONA	AZ11229-0201	GRIC District 3 Sacaton East Lift Station	2	64	\$ 483,000	\$ 44,370,402
PH	CALIFORNIA	CA14368-0401	FT.INDEPEND. - Water Main Looping	2	65	\$ 132,000	\$ 44,502,402
PH	ARIZONA	AZ08153-0301	HUALAPAI - Wastewater Treatment Facility Expansion	2	66	\$ 750,000	\$ 45,252,402
PH	NEVADA	NV12632-0103	Yomba Water System Improvements Phase 2	3	67	\$ 175,000	\$ 45,427,402
PH	ARIZONA	AZ07117-0901	FYMN - Screen/Headworks at WW	2	68	\$ 700,000	\$ 46,127,402
PH	UTAH	UT24704-0001	Water Main for BIA Tank	2	69	\$ 275,000	\$ 46,402,402
PH	CALIFORNIA	CA36038-1701	Cheme Sewer System Improvements	2	70	\$ 385,250	\$ 46,787,652
PH	ARIZONA	AZ14999-1103	Cocopah North & East WTP Plumbing Upgrades	2	71	\$ 110,000	\$ 46,897,652
PH	CALIFORNIA	CA26417-0101	Benton Water Storage Tank	2	72	\$ 438,000	\$ 47,335,652
PH	NEVADA	NV01526-1001	Fallon Lagoon Expansion	3	73	\$ 106,934	\$ 47,442,586
PH	ARIZONA	AZ08153-1701	HUALAPAI - Solid Waste Compactor Station	2	74	\$ 109,000	\$ 47,551,586
PH	CALIFORNIA	CA13999-2201	Quechan VGS, PH II	3	75	\$ 1,200,000	\$ 48,751,586
PH	NEVADA	NV07999-0201	FT MCDERMITT WATERMAIN REPLACEMENT	2	76	\$ 1,146,000	\$ 49,897,586
PH	ARIZONA	AZ05073-0405	Bylas Tank Rehab Phase 2	3	77	\$ 541,000	\$ 50,438,586
PH	UTAH	UT24674-1401	U&O Inner Loop Sewer Replacement	4	78	\$ 150,000	\$ 50,588,586
PH	ARIZONA	AZ04062-0601	SCAT Solid Waste Materials and Equipment	2	79	\$ 424,000	\$ 51,012,586
PH	ARIZONA	AZ04048-0501	Dripping Springs Well	2	80	\$ 370,000	\$ 51,382,586

**Indian Health Service
2015 Annual Report of Sanitation Deficiency Levels**

IHS Area: Phoenix (PH)

Area	State	Project No.	Project Name	Project	Area	Project Cost	Cumulative
				DL	Priority		Project Cost
PH	UTAH	UT24999-1701	U&O Water Main Upgrade (Whiterocks Road)	3	81	\$ 1,970,000	\$ 53,352,586
PH	ARIZONA	AZ11211-0701	AK CHIN - Man Hole Rehab.	2	82	\$ 1,008,000	\$ 54,360,586
PH	ARIZONA	AZ09976-0701	Kykotsmovi Pumphouse Replacement	2	83	\$ 413,000	\$ 54,773,586
PH	ARIZONA	AZ04064-0901	Church Well Rehab	4	84	\$ 137,000	\$ 54,910,586
PH	ARIZONA	AZ03126-1002	Upper Moenkopi Sewer Ph. 2	3	85	\$ 359,000	\$ 55,269,586
PH	UTAH	UT23031-1411	Skull Valley 2nd Water Source	2	86	\$ 76,000	\$ 55,345,586
PH	ARIZONA	AZ03126-0103	Upper Moenkopi Additional Water Supply	2	87	\$ 215,000	\$ 55,560,586
PH	UTAH	UT23031-1401	Skull Valley Generator	2	88	\$ 38,000	\$ 55,598,586
PH	ARIZONA	AZ15999-0903	CRIT Landfill Closure	3	89	\$ 2,181,994	\$ 57,780,580
PH	NEVADA	NV12627-0201	Duckwater Lagoon Liner	2	90	\$ 309,000	\$ 58,089,580
PH	ARIZONA	AZ13266-0801	Tunlii wastewater transmission line	2	91	\$ 620,000	\$ 58,709,580
PH	NEVADA	NV01526-0801	Fallon - Valves/hydrants replace	2	92	\$ 138,000	\$ 58,847,580
PH	ARIZONA	AZ09970-0301	Hotevilla East Sewer	3	93	\$ 229,000	\$ 59,076,580
PH	ARIZONA	AZ08155-0904 *	Kaibab Village Watermain Replacement	1	94	\$ 255,000	\$ 59,331,580
PH	ARIZONA	AZ08153-0401	HUALAPAI - Clinic Tank Painting	2	95	\$ 75,000	\$ 59,406,580
PH	ARIZONA	AZ15999-2402	CRIT Open Dump Phase IV	3	96	\$ 305,355	\$ 59,711,935
PH	ARIZONA	AZ07117-0601	FYMN - Retention Basin/Percolation Pond	2	97	\$ 1,291,000	\$ 61,002,935
PH	NEVADA	NV11623-1101	SCHURZ - water meters	2	98	\$ 1,458,000	\$ 62,460,935
PH	ARIZONA	AZ09983-1301 *	Shung Hwy 264 Sewer Main	4	99	\$ 2,715,000	\$ 65,175,935
PH	ARIZONA	AZ03126-0301	Upper Moencopi Water Ph. 1	2	100	\$ 382,000	\$ 65,557,935
PH	NEVADA	NV16999-0501	Pyramid Lake Water Meters	2	101	\$ 2,631,000	\$ 68,188,935
PH	ARIZONA	AZ04044-0303	CEDAR CREEK-Additional Water System Replacement	2	102	\$ 553,000	\$ 68,741,935
PH	ARIZONA	AZ05073-0404	Bylas-PH 2 AC Water Main Replacem	2	103	\$ 634,656	\$ 69,376,591
PH	ARIZONA	AZ09981-0102	Sipaulovi Pump House	2	104	\$ 176,000	\$ 69,552,591
PH	ARIZONA	AZ04065-0301	7-Mile Water Storage Tank Rehab	3	105	\$ 348,000	\$ 69,900,591
PH	CALIFORNIA	CA14367-0401	BISHOP SEWER MAIN EXTENSION	2	106	\$ 62,000	\$ 69,962,591
PH	ARIZONA	AZ09961-0301	Bacavi Water System Imp	2	107	\$ 516,000	\$ 70,478,591
PH	ARIZONA	AZ03126-0102	Lower Moencopi Spring System Upgrades	2	108	\$ 241,000	\$ 70,719,591
PH	ARIZONA	AZ09999-1001 *	Hopi Bacavi and Hotevila WST Rehab	1	109	\$ 400,000	\$ 71,119,591
PH	ARIZONA	AZ09974-0101 *	Mishongovi (Rt 17) Water/Sewer*	5	110	\$ 1,900,000	\$ 73,019,591
PH	ARIZONA	AZ09974-0502 *	Mishongnovi - Peach Ln W/S Ext*	5	111	\$ 1,481,447	\$ 74,501,038
PH	ARIZONA	AZ09981-0401 *	Sipaulovi Water/Sewer-Top of Mesa*	5	112	\$ 460,000	\$ 74,961,038
PH	ARIZONA	AZ01905-0501	MCNARY-Country Cl. Water Main Repl.	2	113	\$ 625,000	\$ 75,586,038
PH	ARIZONA	AZ11214-0801	GRIC District 5 New Well	2	114	\$ 1,759,000	\$ 77,345,038
PH	NEVADA	NV01526-0601	FALLON - Water Meters	2	115	\$ 1,123,000	\$ 78,468,038
PH	ARIZONA	AZ09990-0801	WHITERIVER - U. East Fork Sewer Ext	3	116	\$ 154,293	\$ 78,622,331
PH	ARIZONA	AZ09971-0103	Keams Canyon Water Tank Painting And Repairs	2	117	\$ 315,500	\$ 78,937,831
PH	ARIZONA	AZ08155-0201 *	Kaibab and Juniper Estates Loop	1	118	\$ 146,000	\$ 79,083,831
PH	ARIZONA	AZ03033-0203	SUPAI - Distribution Upgrades	2	119	\$ 547,000	\$ 79,630,831
PH	CALIFORNIA	CA13999-1701	Paint interior/exterior existing Yuma tank	2	120	\$ 150,000	\$ 79,780,831

**Indian Health Service
2015 Annual Report of Sanitation Deficiency Levels**

IHS Area: Phoenix (PH)

Area	State	Project No.	Project Name	Project	Area	Project Cost	Cumulative
				DL	Priority		Project Cost
PH	CALIFORNIA	CA26417-0301	Benton Individual Water Meters	2	121	\$ 176,000	\$ 79,956,831
PH	ARIZONA	AZ04048-1001	RWL to Dripping Springs	4	122	\$ 750,466	\$ 80,707,297
PH	ARIZONA	AZ09976-0401 *	Kykotsmovi Northside Homes	4	123	\$ 281,000	\$ 80,988,297
PH	ARIZONA	AZ09980-0203	Polacca O&M Upgrades	2	124	\$ 28,000	\$ 81,016,297
PH	ARIZONA	AZ09977-0301	Hopi Veteran's Center Old Oraibi Watering Point	2	125	\$ 196,000	\$ 81,212,297
PH	ARIZONA	AZ04048-0701	Trailer Mounted Emergency Generators and Fence Repair	2	126	\$ 117,000	\$ 81,329,297
PH	ARIZONA	AZ09970-0203 *	Hotevilla Munsu Chomo Sewer	2	127	\$ 811,000	\$ 82,140,297
PH	NEVADA	NV16999-0801	Nixon watermain replacement	2	128	\$ 1,863,000	\$ 84,003,297
PH	ARIZONA	AZ11214-0101	GRIC District 5 Casa Blanca Lagoon Relocation	3	129	\$ 1,085,000	\$ 85,088,297
PH	ARIZONA	AZ11229-0101	GRIC District 3 Crowfoot Lift Station Rehab	2	130	\$ 483,000	\$ 85,571,297
PH	ARIZONA	AZ04067-0201	Upper Peridot Water Transmission Main	2	131	\$ 504,000	\$ 86,075,297
PH	ARIZONA	AZ03033-0502 *	SUPAI - Solid Waste Cable Network Construction	3	132	\$ 9,666,938	\$ 95,742,235
PH	ARIZONA	AZ09990-5601	WHITERIVER-Canyon Day WM Rep	2	133	\$ 228,000	\$ 95,970,235
PH	ARIZONA	AZ03126-1501 *	Moenkopi Dedicated WST Main	1	134	\$ 304,000	\$ 96,274,235
PH	ARIZONA	AZ04047-0301	Skill Center Well #2	2	135	\$ 370,000	\$ 96,644,235
PH	ARIZONA	AZ04047-0101	Skill Ctr. Lagoon Improvement	2	136	\$ 335,858	\$ 96,980,093
PH	ARIZONA	AZ09971-0102	Keams Canyon HAMP Connection*	2	137	\$ 921,000	\$ 97,901,093
PH	ARIZONA	AZ07117-0501	FYMN - Yavapai Rd Sewer	2	138	\$ 468,000	\$ 98,369,093
PH	NEVADA	NV04560-0401 *	Chinatown Road Waterline Extension	2	139	\$ 1,269,000	\$ 99,638,093
PH	ARIZONA	AZ04054-0502 *	Tonto Apache Construction of Effluent Disposal Basin	2	140	\$ 724,000	\$ 100,362,093
PH	NEVADA	NV12632-0102	Yomba Water System Improvements Phase 3	2	141	\$ 233,000	\$ 100,595,093
PH	ARIZONA	AZ07117-0701	FYMN - AC Water Line Replacement	2	142	\$ 880,500	\$ 101,475,593
PH	CALIFORNIA	CA13999-0902 *	Sewer Line F Construction	3	143	\$ 836,000	\$ 102,311,593
PH	ARIZONA	AZ09990-3301	WHITERIVER - Canyon Day Sewer Upgd	2	144	\$ 154,094	\$ 102,465,687
PH	ARIZONA	AZ04064-0501 *	Rez-wide Tank Rehab.	2	145	\$ 960,000	\$ 103,425,687
PH	ARIZONA	AZ15999-0401 *	CRIT Riverbend Sewer System	3	146	\$ 680,000	\$ 104,105,687
PH	UTAH	UT24674-1501	Whiterocks 4-inch Sewer Main Upgrade	2	147	\$ 89,000	\$ 104,194,687
PH	ARIZONA	AZ09990-1401	WHITERIVER - N. East Fork Sewer Ext	2	148	\$ 163,000	\$ 104,357,687
PH	ARIZONA	AZ08039-1201	Ft. Mojave CA Vill Sewer Serv Rplc	2	149	\$ 125,000	\$ 104,482,687
PH	UTAH	UT24999-0108	U&O Ouray Water Storage	2	150	\$ 114,000	\$ 104,596,687
PH	UTAH	UT24674-1503 *	Sunshine Acres Lagoon	2	151	\$ 538,000	\$ 105,134,687
PH	UTAH	UT24999-0201 *	U&O Randlett Sewer Lagoon	2	152	\$ 1,966,000	\$ 107,100,687
PH	UTAH	UT24999-2101 *	U&O S Gusher Water Main Upgrade	2	153	\$ 392,000	\$ 107,492,687

**Indian Health Service
2015 Annual Report of Sanitation Deficiency Levels**

IHS Area: Portland (PO)

Area	State	Project No.	Project Name	Project	Area	Project Cost	Cumulative
				DL	Priority		Project Cost
PO	WASHINGTON	WA39858-1501	YAKAMA - White Swan Water Source Improvements	3	1	\$ 130,805	\$ 130,805
PO	WASHINGTON	WA05344-1201	MAKAH - CWS TTHM REMOVAL	4	2	\$ 79,100	\$ 209,905
PO	WASHINGTON	WA14412-1701	CHEHALIS- Youckton Well Improvements	3	3	\$ 36,000	\$ 245,905
PO	IDAHO	ID05024-0502	CR D'A - Plummer WW System Improvements	3	4	\$ 732,100	\$ 978,005
PO	WASHINGTON	WA33770-1101	SPOKANE - Wellpinit WW Treatment and Disposal	4	5	\$ 1,308,621	\$ 2,286,626
PO	WASHINGTON	WA33755-1901	COLVILLE - Sanitation Facilities for Existing Homes	4	6	\$ 215,600	\$ 2,502,226
PO	WASHINGTON	WA05344-0501	MAKAH - ISOLATION VALVES	2	7	\$ 278,000	\$ 2,780,226
PO	WASHINGTON	WA33999-1701	SPOKANE - Kieffer Road Water Supply Improvements	4	8	\$ 426,299	\$ 3,206,525
PO	OREGON	OR16265-0902	WS - Sunnyside Wastewater Improvement	3	9	\$ 775,000	\$ 3,981,525
PO	WASHINGTON	WA39858-1502	YAKAMA - White Swan Lagoon Renovation	3	10	\$ 931,653	\$ 4,913,178
PO	WASHINGTON	WA37225-1901	UPPER SKAGIT - Water Meters Project	2	11	\$ 159,800	\$ 5,072,978
PO	WASHINGTON	WA29223-0401	SAUK - Backup Community Well	2	12	\$ 60,700	\$ 5,133,678
PO	WASHINGTON	WA39858-1301	YAKAMA-White Swan Metering Project	2	13	\$ 218,400	\$ 5,352,078
PO	IDAHO	ID06040-0402	FT HALL Ross Fork Well Renovations	3	14	\$ 60,520	\$ 5,412,598
PO	WASHINGTON	WA31736-3401	TULALIP - Quilceda Meadows LOSS Renovation	4	15	\$ 449,000	\$ 5,861,598
PO	WASHINGTON	WA17451-0901	MUCKLESHOOT - AC Main Replacement Phase I	3	16	\$ 327,000	\$ 6,188,598
PO	WASHINGTON	WA23563-0602	SKOKOMISH CWS Improvements	2	17	\$ 585,000	\$ 6,773,598
PO	WASHINGTON	WA37801-2601	LUMMI - New Supply Wells	2	18	\$ 618,316	\$ 7,391,914
PO	OREGON	OR21302-0701	Siletz - Lift Station Replacement	2	19	\$ 108,000	\$ 7,499,914
PO	WASHINGTON	WA37801-3301	LUMMI - LS 5 Replacement	2	20	\$ 227,977	\$ 7,727,891
PO	WASHINGTON	WA37225-2101	UPPER SKAGIT - RIB Stormwater Diversion	2	21	\$ 108,000	\$ 7,835,891
PO	WASHINGTON	WA33906-0801	SPOKANE - McCoy Lake Water Meter Project	2	22	\$ 145,600	\$ 7,981,491
PO	WASHINGTON	WA39858-1503	YAKAMA - South White Swan Booster Pump	2	23	\$ 72,570	\$ 8,054,061
PO	WASHINGTON	WA33770-1001	SPOKANE - Wellpinit Hydrant Project	2	24	\$ 132,311	\$ 8,186,372
PO	WASHINGTON	WA33999-1601	SPOKANE - Reservation Wide Water System Contr	2	25	\$ 1,182,650	\$ 9,369,022
PO	WASHINGTON	WA17451-2001 *	MUCKLESHOOT - Water Storage Tower Bypass Piping	1	26	\$ 75,000	\$ 9,444,022
PO	WASHINGTON	WA33906-0201	SPOKANE - McCoy Lake Pumphouse Renovations	2	27	\$ 415,548	\$ 9,859,570
PO	WASHINGTON	WA05344-0905	MAKAH - 200-LINE SEWER TRUNK MAIN	2	28	\$ 1,515,000	\$ 11,374,570
PO	WASHINGTON	WA25621-0601 *	SHOALWATER-WWTP & Sewer Collection	2	29	\$ 2,150,000	\$ 13,524,570
PO	WASHINGTON	WA39845-1401	YAKAMA - Parker Well #2	2	30	\$ 14,700	\$ 13,539,270
PO	WASHINGTON	WA39858-1401	YAKAMA - White Swan Well #1 Treatment Repairs	2	31	\$ 129,276	\$ 13,668,546
PO	WASHINGTON	WA05344-0201	MAKAH - WATERMAIN REPLACEMENT	2	32	\$ 2,709,986	\$ 16,378,532
PO	WASHINGTON	WA37801-3201	LUMMI - Gooseberry WWTP Upgrade	2	33	\$ 1,817,671	\$ 18,196,203
PO	WASHINGTON	WA39858-1101	YAKAMA-WHITE SWAN-Med Valley Wells	2	34	\$ 152,604	\$ 18,348,807
PO	OREGON	OR30289-1301 *	CTUIR-Mission Rd Water Main Ext	3	35	\$ 87,000	\$ 18,435,807
PO	WASHINGTON	WA05999-0201 *	JAMESTOWN - JAMESTOWN BEACH CWS	2	36	\$ 229,000	\$ 18,664,807
PO	IDAHO	ID05024-0701 *	C D'A Plummer Sub-Agency Lagoon Repairs	2	37	\$ 246,000	\$ 18,910,807
PO	WASHINGTON	WA16433-0505 *	QUINAULT - QUEETS SEWER TREAT, PH II	3	38	\$ 2,377,950	\$ 21,288,757
PO	WASHINGTON	WA17451-2101	MUCKLESHOOT - Residential Sewer Deficiencies (Wineland and Poplar)	3	39	\$ 30,000	\$ 21,318,757
PO	WASHINGTON	WA31736-3201 *	TULALIP-McCoy Water Main Improvements	2	40	\$ 170,800	\$ 21,489,557

**Indian Health Service
2015 Annual Report of Sanitation Deficiency Levels**

IHS Area: Portland (PO)

Area	State	Project No.	Project Name	Project DL	Area Priority	Project Cost	Cumulative Project Cost
PO	WASHINGTON	WA34783-0701 *	NISQUALLY- Residential Sewer Connections	2	41	\$ 286,000	\$ 21,775,557
PO	WASHINGTON	WA14416-1001	Quinalt - Santiago Well Impr	2	42	\$ 8,530	\$ 21,784,087
PO	WASHINGTON	WA17451-2801 *	MUCKLESHOOT-180th St. Pipe Extension	2	43	\$ 402,200	\$ 22,186,287
PO	WASHINGTON	WA14412-2101 *	CHEHALIS-Tahown septic to MBR	2	44	\$ 746,000	\$ 22,932,287
PO	IDAHO	ID06040-0117 *	FT HALL West Ballard Ext. Wtr Main	2	45	\$ 301,268	\$ 23,233,555
PO	OREGON	OR16265-1201	WS - Dry Creek Water Treatment Plant Replacement	3	46	\$ 5,820,000	\$ 29,053,555
PO	WASHINGTON	WA05344-0105 *	MAKAH - PERMANENT WATER SOURCE	2	47	\$ 12,763,775	\$ 41,817,330
PO	WASHINGTON	WA39858-1104	YAKAMA-WHITE SWAN-Well#1 Backup Pwr	2	48	\$ 81,000	\$ 41,898,330
PO	WASHINGTON	WA05344-0302	MAKAH - LANDFILL CLOSURE	3	49	\$ 2,550,000	\$ 44,448,330
PO	WASHINGTON	WA16431-0801	HOH - SOLID WASTE RECYCLING PROGRAM	2	50	\$ 182,538	\$ 44,630,868
PO	WASHINGTON	WA20904-0301	YAKAMA-GEORGVILLE-Wtr Mtr & Booster	2	51	\$ 71,000	\$ 44,701,868
PO	WASHINGTON	WA14416-0701 *	QUINALT - Santiago wtr sys impr	3	52	\$ 766,200	\$ 45,468,068
PO	WASHINGTON	WA26999-1102	KALISPEL-Water Supply Project	2	53	\$ 500,000	\$ 45,968,068
PO	IDAHO	ID06040-1601 *	FT HALL Hawthorne North WM Ext.	1	54	\$ 104,961	\$ 46,073,029

**Indian Health Service
2015 Annual Report of Sanitation Deficiency Levels**

IHS Area: Tucson (TU)

Area	State	Project No.	Project Name	Project	Area	Project Cost	Cumulative
				DL	Priority		Project Cost
TU	ARIZONA	AZ10999-3301	SEPTIC SYSTEM REPLACEMENT 2015	4	1	\$ 153,000	\$ 153,000
TU	ARIZONA	AZ10067-1301	SELLS SEWER MAIN/LAGOON UPGRADE-PH1	3	2	\$ 2,300,000	\$ 2,453,000
TU	ARIZONA	AZ10067-1302	SELLS SEWER MAIN/LAGOON UPGRADE-PH2	3	3	\$ 1,866,000	\$ 4,319,000
TU	ARIZONA	AZ10999-1801	UDM CLEAN-UP (SCATTERED)	3	4	\$ 1,339,000	\$ 5,658,000
TU	ARIZONA	AZ10067-1701	SELLS OPEN DUMP CLOSURES-SELLS #7, #8, #9	3	5	\$ 34,000	\$ 5,692,000
TU	ARIZONA	AZ10999-3401	MODULAR BATHROOM SITES-WATER & SEWER (GROUP 2)	5	6	\$ 1,502,000	\$ 7,194,000
TU	ARIZONA	AZ10999-0601	TANK REPAIR/SEALING/CLEANING	2	7	\$ 754,000	\$ 7,948,000
TU	ARIZONA	AZ10999-2101	SAMPLING STATIONS (COMMUNITY)	2	8	\$ 255,000	\$ 8,203,000
TU	ARIZONA	AZ10999-1101	WELL HEAD ASSEMBLIES	2	9	\$ 388,000	\$ 8,591,000
TU	ARIZONA	AZ10067-0801	SELLS WATERMAIN LOOP DOWNTOWN	2	10	\$ 104,000	\$ 8,695,000
TU	ARIZONA	AZ10065-0801	SAN XAVIER WEST URANIUM	4	11	\$ 1,711,000	\$ 10,406,000
TU	ARIZONA	AZ10024-0401	DIRTBURN/KUPK AS AND U TREATMENT	4	12	\$ 60,000	\$ 10,466,000
TU	ARIZONA	AZ10999-3201	SIL NAKYA & UCW LIFT STATION RENOVATIONS	3	13	\$ 405,000	\$ 10,871,000
TU	ARIZONA	AZ10021-0001 *	FRESNAL CANYON WATER PHASE I	4	14	\$ 314,000	\$ 11,185,000
TU	ARIZONA	AZ10021-0002 *	FRESNAL CANYON WATER PHASE II	4	15	\$ 4,339,000	\$ 15,524,000
TU	ARIZONA	AZ10021-0003 *	FRESNAL CANYON WAT&SEW PHASE III	5	16	\$ 240,000	\$ 15,764,000
TU	ARIZONA	AZ10008-0501 *	MENEGER'S DAM NORTH WATER EXTENSION	4	17	\$ 201,000	\$ 15,965,000
TU	ARIZONA	AZ10072-0001 *	ST. JAMES RCH WATER & SEW	5	18	\$ 775,000	\$ 16,740,000
TU	ARIZONA	AZ10009-0201	LITTLE TUCSON/ARTESIA TRUNK REPLACEMENT	3	19	\$ 578,000	\$ 17,318,000
TU	ARIZONA	AZ07137-0401	SAN LUCY LAGOON EROSION REPAIR & MH LID REPLACEMENT	3	20	\$ 406,000	\$ 17,724,000
TU	ARIZONA	AZ10019-0201	FRESNAL VILLAGE WELL SITE UPGRADES	2	21	\$ 225,000	\$ 17,949,000
TU	ARIZONA	AZ10052-0901 *	OAKUM KUK ARSENIC REGIONALIZATION	4	22	\$ 295,000	\$ 18,244,000
TU	ARIZONA	AZ10999-2701	EMERGENCY GENERATORS	2	23	\$ 538,000	\$ 18,782,000
TU	ARIZONA	AZ10065-0701	SAN XAVIER-RELOCATE COMM WELL	2	24	\$ 398,000	\$ 19,180,000
TU	ARIZONA	AZ10034-0501	GSRRWS TANK 1 REHABILITATION	2	25	\$ 465,000	\$ 19,645,000
TU	ARIZONA	AZ10067-1001	SELLS-BIG FIELDS RD: REDUCE HIGH PRESSURE	2	26	\$ 87,000	\$ 19,732,000
TU	ARIZONA	AZ10067-1401	SELLS MANHOLE REPAIR	2	27	\$ 526,000	\$ 20,258,000
TU	ARIZONA	AZ10030-0401	COWLIC WELL CONSTRUCTION	2	28	\$ 424,000	\$ 20,682,000
TU	ARIZONA	AZ11085-0102	CHUICHU - WATER STORAGE TANK	2	29	\$ 709,000	\$ 21,391,000
TU	ARIZONA	AZ10076-0401	TOPAWA WATER MAIN UPGRADES	2	30	\$ 830,000	\$ 22,221,000
TU	ARIZONA	AZ10044-0001 *	TORO'S RANCH WELL, TANK, WAT & SEW	5	31	\$ 354,000	\$ 22,575,000
TU	ARIZONA	AZ10014-0201	PISINEMO - WATER	2	32	\$ 504,000	\$ 23,079,000
TU	ARIZONA	AZ10067-1201	SELLS HOSPITAL TANK REPLACEMENT	2	33	\$ 763,000	\$ 23,842,000
TU	ARIZONA	AZ11088-0201 *	JACKRABBIT 2ND WELL	2	34	\$ 388,000	\$ 24,230,000
TU	ARIZONA	AZ10009-0401	LITTLE TUCSON MAIN REPLACEMENTS	3	35	\$ 657,000	\$ 24,887,000
TU	ARIZONA	AZ10067-0401	SELLS 2-INCH UPGRADE	3	36	\$ 82,000	\$ 24,969,000
TU	ARIZONA	AZ11085-0401	CHUICHU WATER AC REPLACEMENT	2	37	\$ 988,000	\$ 25,957,000
TU	ARIZONA	AZ07001-0301	KAKA WATER STORAGE TANK	2	38	\$ 463,000	\$ 26,420,000
TU	ARIZONA	AZ10067-1601	SELLS TOPAWA ROAD WATER SYSTEM IMPROVEMENTS	2	39	\$ 683,000	\$ 27,103,000
TU	ARIZONA	AZ11089-0102 *	KOHATK ARSENIC REGIONALIZATION	2	40	\$ 2,085,000	\$ 29,188,000

**Indian Health Service
2015 Annual Report of Sanitation Deficiency Levels**

IHS Area: Tucson (TU)

Area	State	Project No.	Project Name	Project	Area	Project Cost	Cumulative
				DL	Priority		Project Cost
TU	ARIZONA	AZ10049-0401 *	NEW FIELDS ARSENIC- REGIONALIZATION	2	41	\$ 2,013,000	\$ 31,201,000
TU	ARIZONA	AZ10014-0105 *	PISINEMO ARSENIC- REGIONALIZATION	2	42	\$ 2,842,000	\$ 34,043,000
TU	ARIZONA	AZ10052-0601 *	TECOLOTE WELL	3	43	\$ 138,000	\$ 34,181,000
TU	ARIZONA	AZ10078-0501 *	VAMORI COMMUNITY SEWER SYSTEM	2	44	\$ 1,725,000	\$ 35,906,000
TU	ARIZONA	AZ10007-0401	AK CHIN WATER UPGRADES	2	45	\$ 70,000	\$ 35,976,000
TU	ARIZONA	AZ07040-0501	GUADALUPE SOLID WASTE	3	46	\$ 560,000	\$ 36,536,000
TU	ARIZONA	AZ07151-0201	HIGH TOWN SOLID WASTE	3	47	\$ 112,000	\$ 36,648,000
TU	ARIZONA	AZ07150-0201	PENJAMO SOLID WASTE	3	48	\$ 19,000	\$ 36,667,000
TU	ARIZONA	AZ10078-0301 *	VAMORI/E. VAMORI ARSENIC REGIONALIZATION	2	49	\$ 1,528,000	\$ 38,195,000
TU	ARIZONA	AZ10018-0301 *	CHARCO 27 WELL CONNECTION & NITRATE TREATMENT	2	50	\$ 1,036,000	\$ 39,231,000
TU	ARIZONA	AZ10024-0102 *	DIRTBURN/KUPK WATERLINE REPLACEMENT	2	51	\$ 763,000	\$ 39,994,000
TU	ARIZONA	AZ10024-0201 *	DIRTBURN/KUPK WATER: 2ND WELL	2	52	\$ 387,000	\$ 40,381,000
TU	ARIZONA	AZ10035-0303 *	SCHUCHULIGK 2ND WELL CONSTRUCTION	2	53	\$ 558,000	\$ 40,939,000
TU	ARIZONA	AZ10045-0102 *	KUAKATCH 2ND WELL	2	54	\$ 388,000	\$ 41,327,000
TU	ARIZONA	AZ10053-0201 *	PAN TAK 2ND WELL CONSTRUCTION	2	55	\$ 388,000	\$ 41,715,000
TU	ARIZONA	AZ11086-0301	COCKLEBURR WATERMAIN UPGRADE	2	56	\$ 229,000	\$ 41,944,000
TU	ARIZONA	AZ10026-0201	COLD FIELDS WATER MAIN UPGRADES	2	57	\$ 367,000	\$ 42,311,000
TU	ARIZONA	AZ11088-0301 *	JACKRABBIT WATER TANK	2	58	\$ 396,000	\$ 42,707,000
TU	ARIZONA	AZ10049-0501 *	NEW FIELDS WATERMAIN UPGRADES	2	59	\$ 771,000	\$ 43,478,000
TU	ARIZONA	AZ10052-0301 *	TECOLOTE WATER	3	60	\$ 69,000	\$ 43,547,000
TU	ARIZONA	AZ10065-0401 *	SAN XAVIER - CAMPUS DRIVE SEWER	2	61	\$ 331,000	\$ 43,878,000
TU	ARIZONA	AZ10067-1801 *	SELLS SEWER CONNECTIONS (SPENCER RD & 86)	2	62	\$ 163,000	\$ 44,041,000
TU	ARIZONA	AZ10022-0201 *	CHOULIC WATER	2	63	\$ 540,000	\$ 44,581,000
TU	ARIZONA	AZ11088-0002 *	JACKRABBIT WATER REPLACEMENT	2	64	\$ 350,000	\$ 44,931,000
TU	ARIZONA	AZ10046-0201 *	RINCON WATER MAIN UPGRADES	2	65	\$ 81,000	\$ 45,012,000
TU	ARIZONA	AZ10055-0201 *	PIA OIK WATER	2	66	\$ 140,000	\$ 45,152,000
TU	ARIZONA	AZ10063-0201 *	SAN SIMON TANK PAINTING	2	67	\$ 537,000	\$ 45,689,000
TU	ARIZONA	AZ10037-0501 *	GU VO SEWER EXTENSION	2	68	\$ 632,000	\$ 46,321,000
TU	ARIZONA	AZ10065-0901 *	SAN XAVIER WEST SEWER UPGRADES (TRUST LAND)	2	69	\$ 317,000	\$ 46,638,000
TU	ARIZONA	AZ11086-0201 *	COCKLEBURR REGIONALIZATION- AS	2	70	\$ 2,610,000	\$ 49,248,000
TU	ARIZONA	AZ10050-0201 *	NOLIC ARSENIC - REGIONALIZATION	2	71	\$ 1,959,000	\$ 51,207,000
TU	ARIZONA	AZ10999-0401 *	COMMUNITY COMPOSITE AS-BUILTS	1	72	\$ 2,089,000	\$ 53,296,000
TU	ARIZONA	AZ10999-3501 *	SEPTIC TANK PUMPER TRUCK	1	73	\$ 204,000	\$ 53,500,000